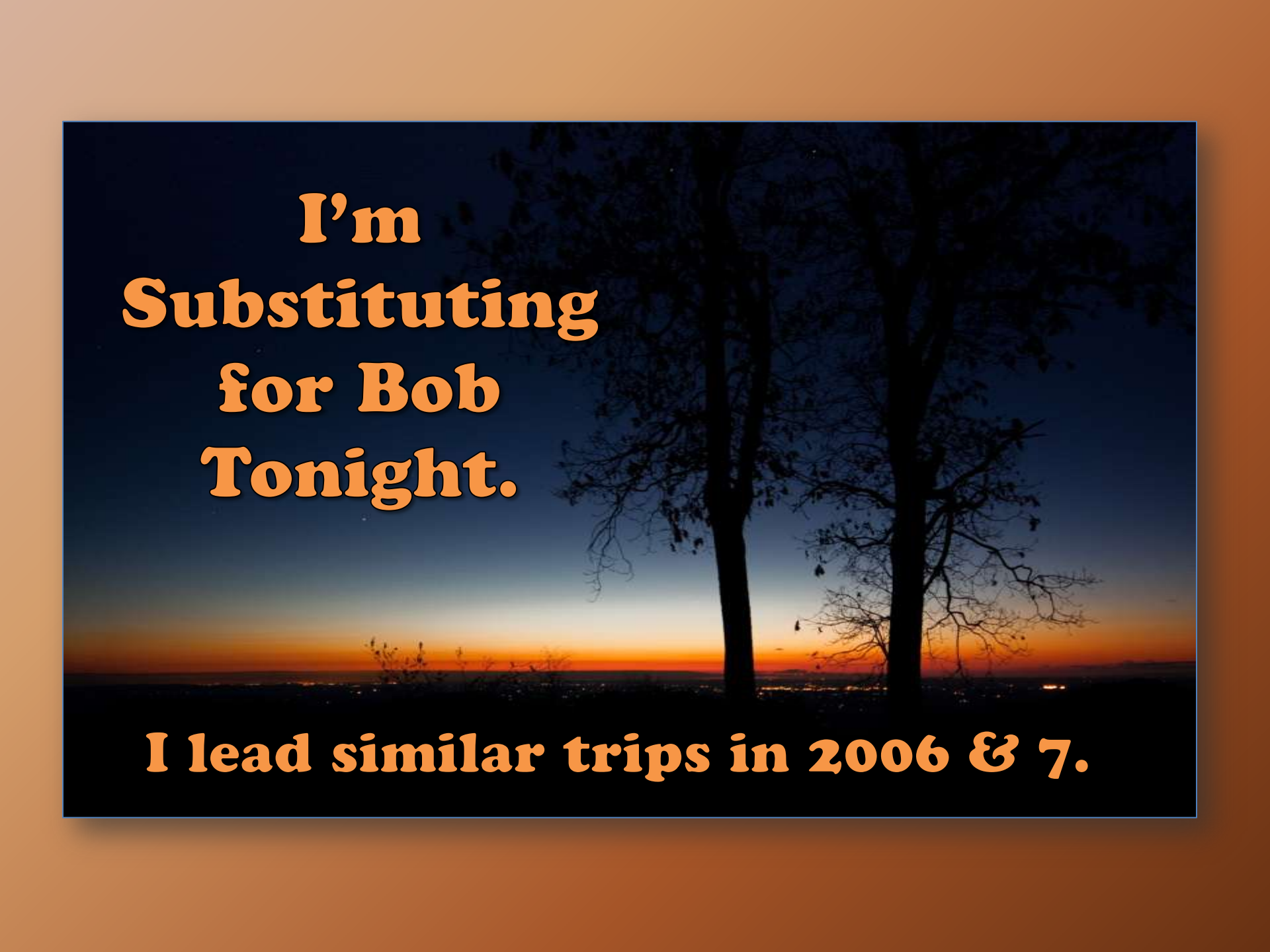




NVPS
Self-Improvement Field
Trips

**By Willa Siegal &
Bob Friedman**



A sunset scene with two trees in the foreground and a city skyline in the distance. The sky is a gradient of orange, yellow, and blue. The trees are dark silhouettes against the bright sky. The city lights are visible in the distance.

**I'm
Substituting
for Bob
Tonight.**

I lead similar trips in 2006 & 7.

**The objective is to
improve our
photographic vision.**



How?

**By learning
to recognize
and use the
building
blocks of
visual design**






Why?

If you're like me, you have favorite pictures, ones you have taken and those taken by others, but have difficulty articulating what it is about them that you like.

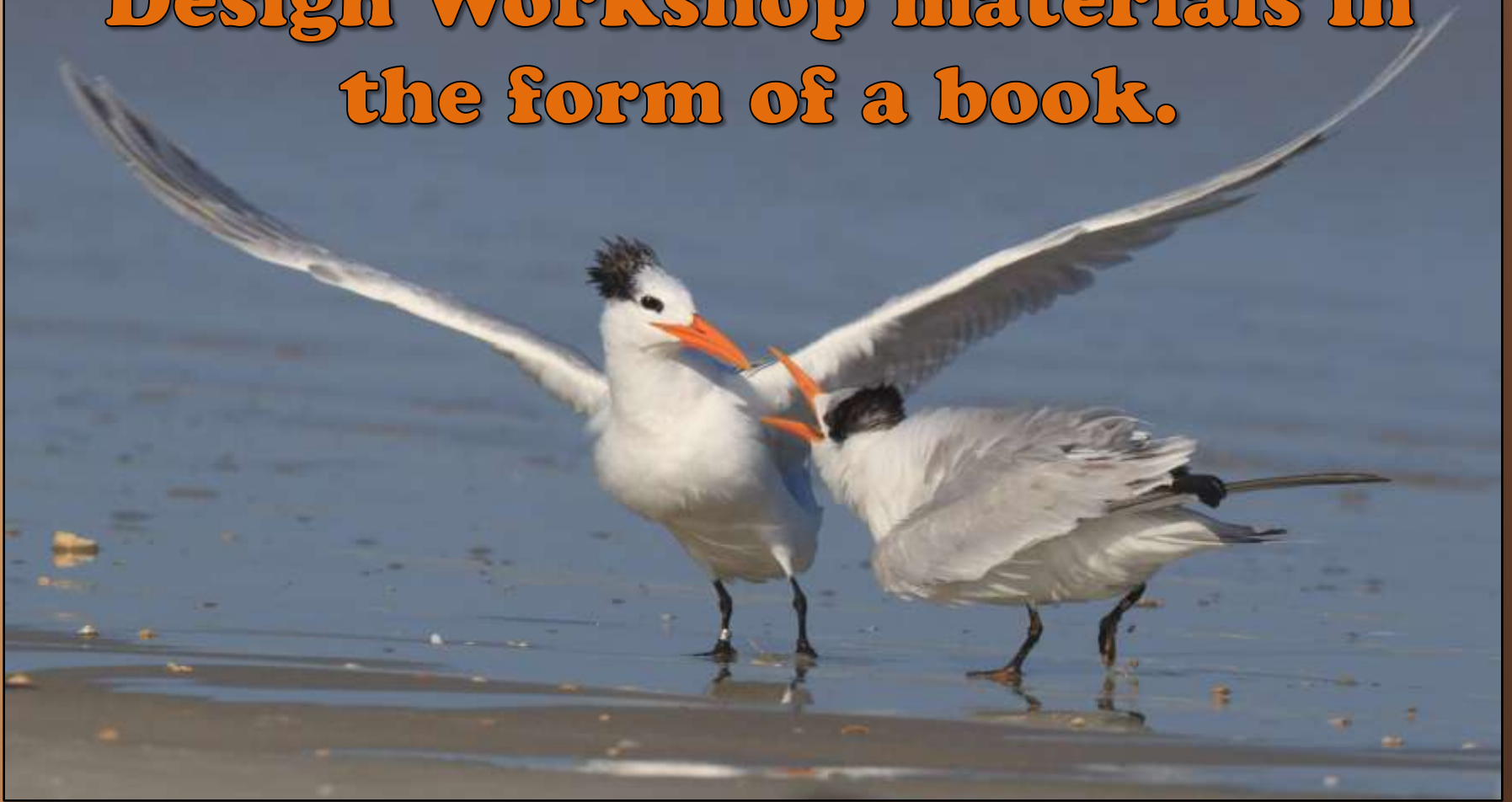
These Self-Improvement Field Trips will help us in consciously using the elements of visual design to create and understand compelling images.



**We will be using
Freeman
Patterson's
book,
"Photographing
The World
Around You" (A
Visual Design
Workshop) as a
study aid.**



Freeman published his Visual Design Workshop materials in the form of a book.



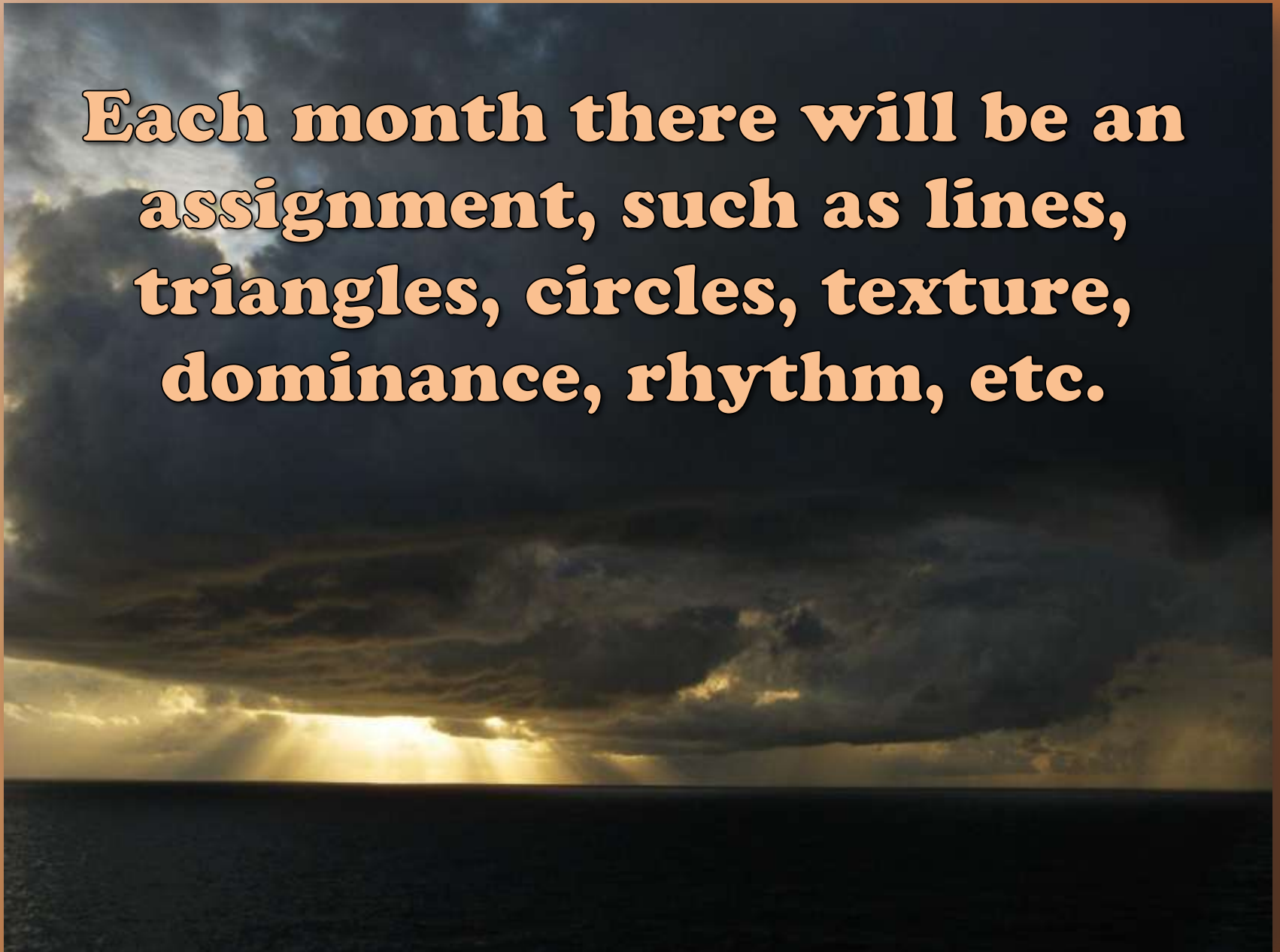
www.freemanpatterson.com/books.htm



**You may
want to
order a copy
even if you
are unable to
participate.**



Each month there will be an assignment, such as lines, triangles, circles, texture, dominance, rhythm, etc.

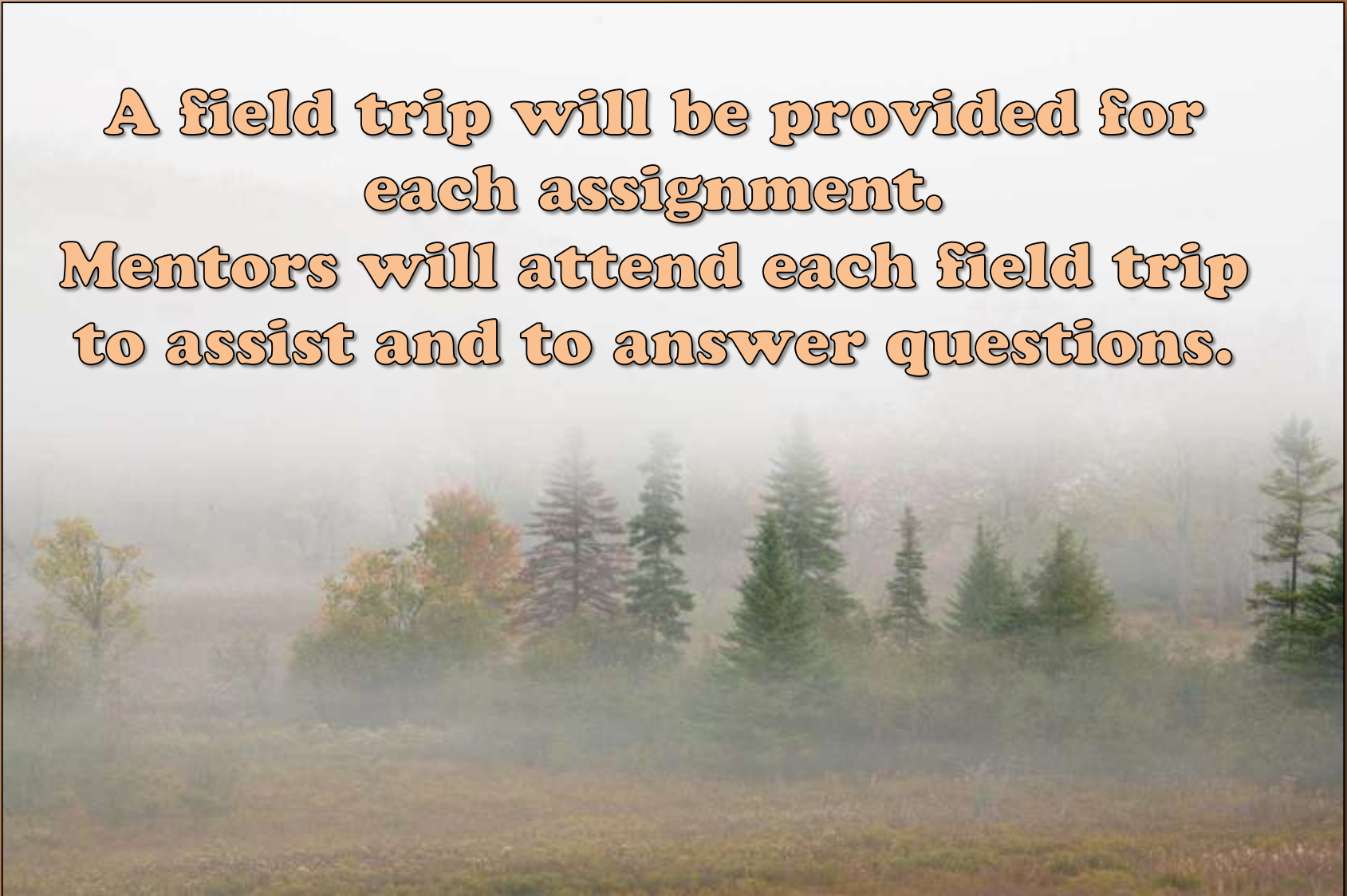


**During the
month you are
to study
Freeman's
book and
collect
representative
images.**




**A field trip will be provided for
each assignment.**

**Mentors will attend each field trip
to assist and to answer questions.**



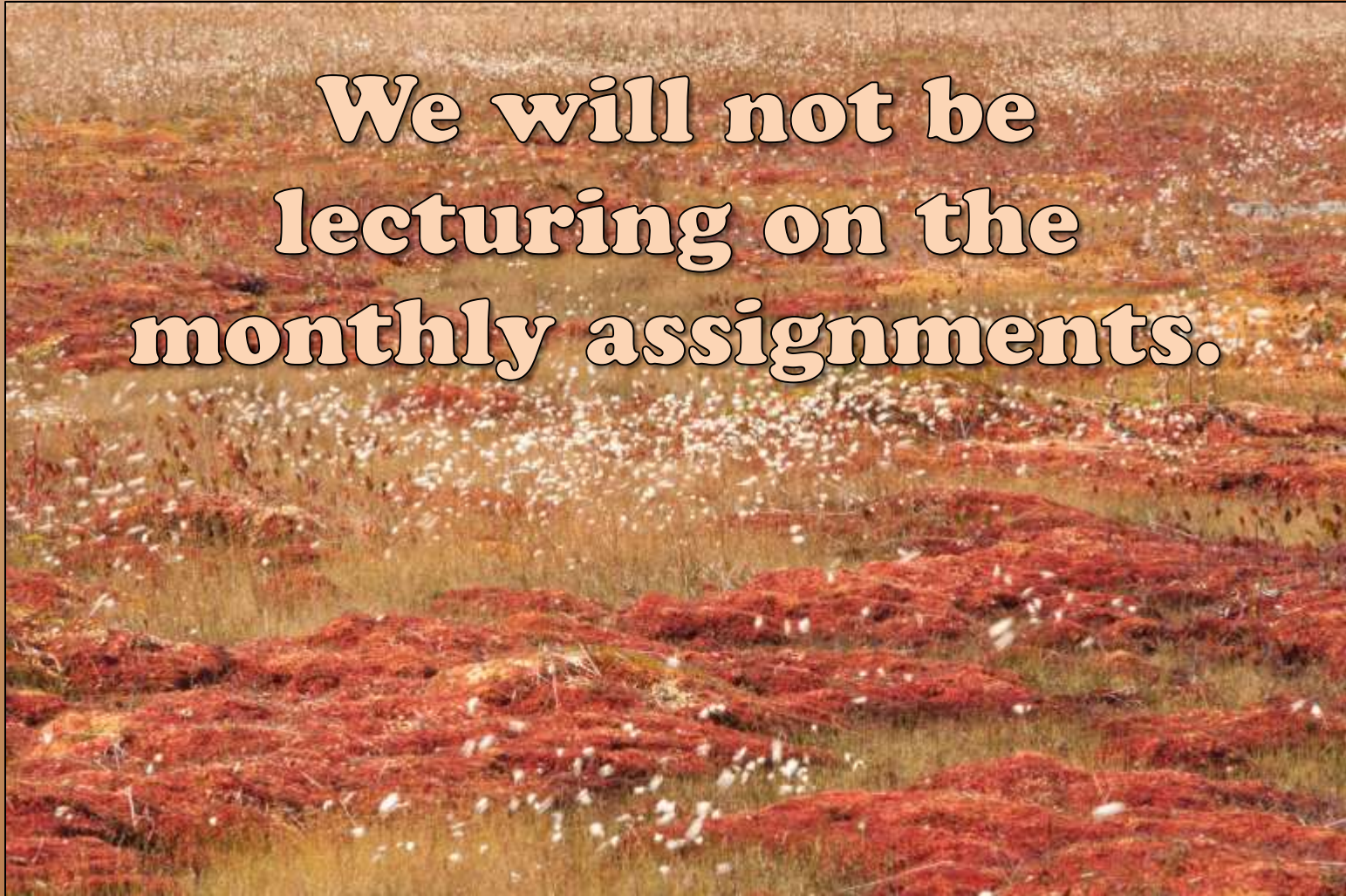
**Several images of your
choosing from each
assignment will be
critiqued and posted on
www.nvps.org**



The image shows the interior of a large, empty wooden barn. The structure is made of dark wood, featuring a complex network of beams and trusses that support a high, vaulted ceiling. The floor is made of wide wooden planks that recede into the distance, creating a strong sense of perspective. The lighting is warm and somewhat dim, highlighting the textures of the wood. The overall atmosphere is one of quiet, industrial-scale craftsmanship.

**Why Self Improvement?
Why not Visual Deign
Field Trips?**

**We will not be
lecturing on the
monthly assignments.**





What you get out of these assignments is determined by the effort you put into them.


**Check out Matt
Schmidt's May
22nd presentation,
"Abstracting and
Visual Design."**

**You'll find it in
the f-Stop section
of the NVPS
website.**



http://nvps.org/main/f_stop/

Color Wheel



**Contrasting
colors are
opposite.**





A few examples.

Lines



Minnie Gallman



Matthew Schmidt









Rick Mattson



Triangles




Minnie Gallman



Roger Novack



Jean Feighery



Poly Terriberry





Rectangles



Kelly Wilson



Phillip More



Tuan Pham



Minnie Gallman




Polly Terriberry



Roger Novack

Circles



Helen Reznick













Texture



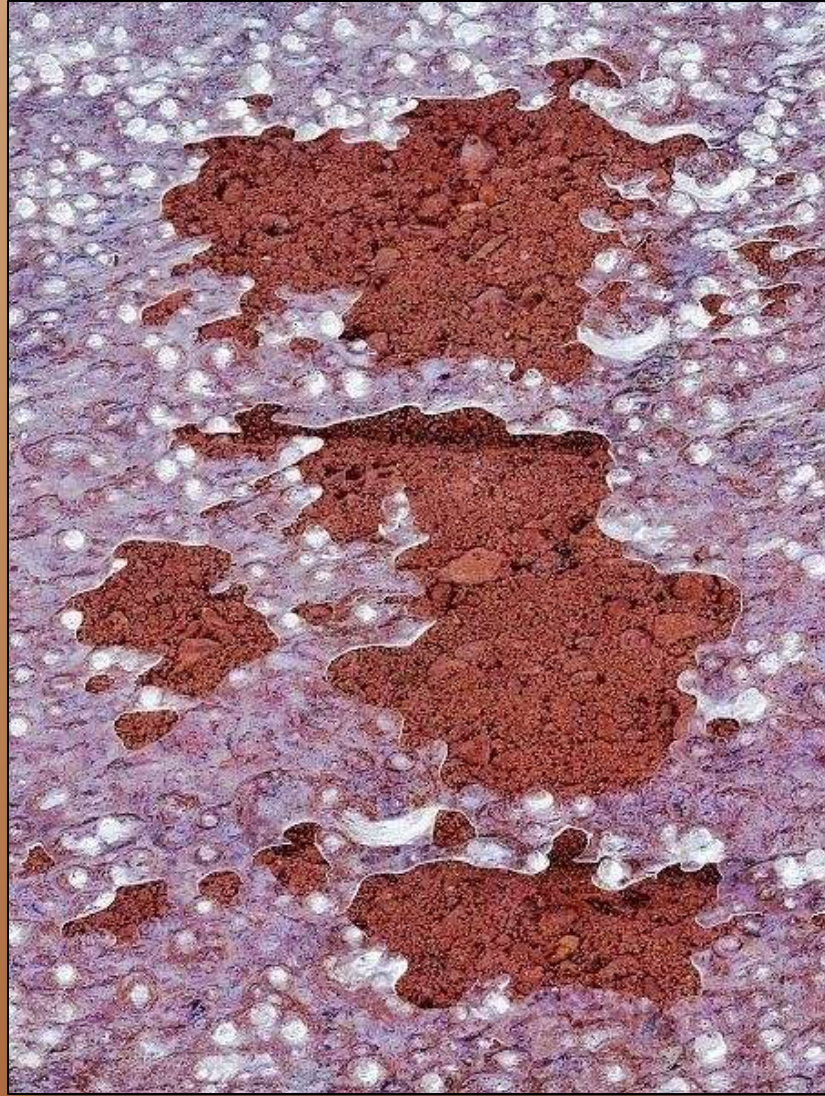
Roger Novack



Willa Friedman



Dan Feighery






Tuan Pham



Brian Jersak

Perspective

Depiction of depth in your image.




Helen Reznick





Tuan Pham







Dominance

**The subject or center of
interest of the photo.**



Roger Novack



Matthew Schmid











Unknown



Rhythm

Rhythm is a movement, fluctuation, or variation marked by the regular recurrence or natural flow of related elements. {Merriam-Webster Dictionary}





Bob Friedman







Judy McGuire







Youyen Yang

**Field Trips Start Saturday
Sept 29th at 9:00am
Green Spring Gardens
Subject is Lines**



The End

