



Fotofax

The Newsletter of the Northern Virginia Photographic Society

Monthly Program

May 1st "Exceptional Moments in Travel" with Sunny Reynolds

Sunny Reynolds is an award-winning photographer based at Studio 19 in historic Old Town Warrenton, Virginia. Sunny specializes in corporate advertising, portraiture, travel, publishing and fine-art photography. She incorporates her world travels into Biotrek Tours, which organizes and leads adventure travel into Guatemala, India, Morocco, Costa Rica, Chile, Peru, Tanzania and the Galapagos Islands.

Sunny's world travel experiences and background in professional photography are a major plus for finding the best and most beautiful vistas. There are many important elements that are integral to the quality and success of a travel tour. Biotrek is uniquely qualified because of their total commitment and personal involvement from beginning to end.

Sunny teaches photography at all levels and lectures on travel and photography throughout the Washington, D.C. area. She has incorporated this belief and passion for photography into interior design for many businesses and private homes in Fauquier County as well as elsewhere in the United States. **Sunny Reynolds** has lived and operated her business in Fauquier County for over 20 years. She shares her photography and travel adventures in the Fauquier School system by giving slide shows and lectures to student classes.

Sunny was commissioned by Random House publishers to create images (over 200 color photos) for the book "Hardie Newton's Celebration of Flowers." Running Press released a second book "Boats" in 2002, "where she captures the joy, and wonder of the world a float." Sunny can be reached at Studio 19 and Biotrek Tours (540)-349-0040 or visit her web site at: www.biotrektours.com

Dinner with the presenter will be at Chili's of Tyson's Corner (8051 Leesburg Pike Vienna, 703-734-9512). Club members are encouraged to join us at dinner to meet the presenter. This is a great opportunity for members new and old to meet and socialize, discuss photography, and to get to know each other. Please note you are responsible for your dinner check. Kindly let **Scott Musson** know if you plan to attend by calling 703-278-2828 or e-mailing smusson@mindspring.com

Scott Musson VP of Programs
703-278-2828 smusson@mindspring.com

Inside

Field Trips	Page 4
Forums	Page 5
Members' Activities	Page 7
Workshops	Page 7
Competition Results	Page 8
For Sale Items	Page 9
COLORS/different ideas	Page 10
NOVACC-The Alliance	Page 13
Dinner Banquet	Page 14

NVPS Calendar

01 May.	Program
08 May.	Workshop
05 May.	Field Trip
15 May.	Competition
18 May.	Alliance Cruise
20 May.	Field Trip
22 May.	Forums
22 May.	Members' Gallery
01 Jun.	Dinner Banquet
15 Jun.	June Fotofax out

All Program, Competition, and Forum meetings start at 7:45 p.m. Workshops may start earlier as planned.

"The aims of the Northern Virginia Photographic Society shall be the enjoyment, mastery, and furtherance of photography through cooperation, effort, and good fellowship."

NVPS Executive Board 2006-2007

Elected Officers:

President	Sam Schaen	703-560-8365
VP Programs	Scott Musson	703-278-2828
VP Competitions	Tom Brett	703-642-1595
	Brian Payne	703-435-7343
Treasurer	Fred Chitty	703-493-8530
Secretary/Historian	Judy McGuire	703-978-3759
Past President	Ralph Edwards	703-878-2882

Appointed Members:

FOTOFAX Editor	Erwin Siegel	703-960-6726
Digital Competition	Matthew Schmidt	703-975-6342
Database Mgr	Bob Friedman	703-978-7937
Field Trips	Paul Simmons	703-912-4862
Exhibits	Camille Lamoureux	703-532-5375
Forums	Mary O'Neill	703-548-8669
Workshops	Bill Prosser	703-821-2670
	Minnie Gallman	703-356-0856
Membership	Willa Friedman	703-978-7937
Website Mgr	Philip Moore	703-207-0120
Equipment Mgr	Glenn Bernstein	703-455-6053
Meeting Facilities	Andy Klein	703-641-0845
Members' Gallery	Sandi Croan	703-631-4181
PSA Representative	Tom Hady	703-569-9395
NOVACC Rep	Corey Hilz	703-473-4618
Meadowlark Rep	Willa Friedman	703-978-7937
Arts Council of FC	Susan Meyers	703-354-8075

FOTOFAX is published 10 times a year from September through June for the members of NVPS. All rights are reserved. NVPS is a non-profit organization dedicated to the advancement of education and enjoyment of photography. NVPS is affiliated with the Photographic Society of America (PSA), The Arts Council of Fairfax County (ACFC), and the Northern Virginia Alliance of Camera Clubs (NOVACC). Reprinting an article from Fotofax is allowed as long as credit is given to this newsletter as the source.

While NVPS's FOTOFAX primarily serves to inform members of club activities, it also publishes the NOVACC events calendar and other announcements of interest to members. FOTOFAX encourages members to send in articles, .jpg photographs, activities, opinions, awards won, and Letters to the Editor. The best way to submit articles is to "e-mail" them to: NVPSEditor@AOL.COM

NVPS is associated with:



PSA Photographic Society of America
and NOVACC
 Northern Virginia Alliance of Camera Clubs

Dunn Loring Fire Station Meeting Place This Season

We'll be meeting in the Dunn Loring Fire Hall on Gallows Road, in Vienna, VA for the near future. Please keep an eye open for other possible meeting spots centrally located between Springfield and Falls Church. If you find a place that is of interest please contact **Andy Klein**. Directions to our current meeting place are:

Going north on Gallows Road, turn left just at the entrance to the fire station onto Wolf Trap Road. If driving south on Gallows Road, turn right on Wolf Trap Road. Drive about 100 feet to the back of the station and there is parking in the lot or on the street. Entrance to the hall is from the lot at the back of the firehouse. Please check out spots near your home if you're located in the areas mentioned above.

Fotofax is accompanied by occasional e-mails that pass on information that would not be timely if it waited until the next newsletter. These are tagged in the Subject line as "NVPS" so you can distinguish them from junk/spam. The mass e-mail list for sending the newsletter is the same list that is used for getting notices to the membership. For the few with an e-mail address who get the newsletter in hard-copy, you'll still receive **Fotofax** during the last week of the month. You may delete it, or think about going the online route and dropping the hard-copy.

E-Mail Addresses of Board Members

Sandi Croan	Pashli@aol.com
Bill Prosser	ProsserWM@aol.com
Minnie Gallman	pggallman@verizon.net
Philip Moore	pdm@pobox.com
Bob Friedman	bob-f@cox.net
Willa Friedman	willa-f@cox.net
Camille Lamoureux	exhibits@nvps.org
Sam Schaen	Schaen@mindspring.com
Scott Musson	smusson@mindspring.com
Paul Simmons	PWSimmons@msn.com
Tom Brett	TomBrettPhoto@cox.net
Erwin Siegel	NVPSEditor@aol.com
Fred Chitty	ChittyFC@bp.com
Matthew Schmidt	naquandary@gmail.com
Glenn Bernstein	GBernstein@aol.com
Andy Klein	Andrew.Klein@mercer.com
Judy McGuire	JKMcGuire@cox.net
Tom Hady	Thady@att.net
Corey Hilz	corey@coreyhilz.com
Brian Payne	BPayne45@yahoo.com
Susan Meyers	Susan22041@cox.net

Next Competition Judge

For the May 15, 2007 competition the judge will be **Trudi Van Dyke**. She is an independent curator and fine-arts consultant who juries and curates nationally and internationally, including recent work with the Russian Arts Project, the Artisans Center of Virginia and the Embassy of Israel. Trudi writes on the Arts for the Alexandria Times, Northern Virginia Magazine and Elan Magazine and teaches in the Masters of Fine Arts Management Program at George Mason University.

Trudi has had many opportunities to present exhibitions of photography by both emerging and professional photographers. In recent years she has judged local, regional and national competitions, reviewed extensive numbers of portfolios and provided commentary on current issues.

In advance of the NVPS competition, Trudi said: "I am excited for another chance to view work by local photographers and the opportunity to provide encouragement." Trudi has been the Director of the Torpedo Factory and the Ellipse Gallery of Arlington County.

Please join us for dinner at Chili's at 6:00 P.M. & tell me if you plan to show.

Tom Brett, Co-VP Competition
<tombrettphoto@cox.net>

Members' Gallery

On May 22 for our last Members' Gallery **Evelyn and Seiji Kuniyoshi** will display their prints and **David Mosher** will present a digital slide show.

Evelyn and Seiji Kuniyoshi began their interest in photography four years ago. They primarily use Fuji S2 and S3 camera's with Nikon lenses. Their images are created in an attempt to convey an aesthetic, mystical or surrealistic impression to the viewer. Evelyn and Seiji have been regular competition winners over the past several years at NVPS.

David Mosher is a Plasma Physicist at the Navy Research Laboratory, where he has worked since moving to Northern VA in 1972. He has enjoyed 35-mm family and travel photography all of his adult life. He got started with digital photography about 8 years ago and went totally digital 2 years ago. He uses a Canon 5D and always shoots in RAW and converts images to 16-bit RGB using Photoshop CS2.

Sandi Croan, Members Gallery
(mailto:pashli@aol.com)

Competition Reminders

New competition rules were passed on Apr. 5, 2005 and go into effect starting with the Sep. 2005 competition. The new rules are available for review on the NVPS web site. The Competition Theme Committee chose competition themes for the next two years. These competitions will be timed competitions, where the original image capture must have occurred within 2 years of the competition date. Please note that extra effort has been made by the workshop and field trip chairpersons to coordinate their activities with the upcoming competition themes.

For a good competition experience for all, please follow these guidelines:

All competition submissions **MUST** be checked in before 7:45 P.M. (earlier is better) to assure your photos are included in the competition. Mats for prints can be no larger than 20" vertical x 40" horizontal, and must not fall apart, or have any potential to damage other prints. The back of the print must have your name on it, a title of the print, and an arrowing pointing "up." No names and titles allowed on the front (none). Mark slides in the lower left corner with an easily seen spot to indicate how the image should be projected, and put your name on the backside of the slide mount, and a title. Refrain from making comments & **turn your cell phones off** or on vibrate during a competition class, or any other meeting. It is the responsibility of the entrant to bring all doubtful or questionable entries to the attention of the Vice President for Competitions before a competition begins.

Even with the addition of the Digitally Proj. Images category, you still may only submit up to 2 entries in any category. Nine members have been promoted from novice to advanced as a result of their competition success last year; congratulations for their hard work. There remain 4 novice competition classes.

Tom Brett, VP Competitions

Field Trips

Virginia State Arboretum – Blandy Experimental Farm on Saturday May 5 at 8:00 A.M. Location: Park & Ride at intersection of I-66 and US-29

“Blandy Experimental Farm is a 700-acre University of Virginia research facility situated in the northern Shenandoah Valley, about 60 miles west of Washington, D.C. Blandy Experimental Farm is also the home of the State Arboretum of Virginia, displaying more than 8,000 trees and woody shrubs. The collections include more than half the world’s pine species, the Virginia Native Plant Trail, the Boxwood Memorial Garden, a spectacular grove of more than 300 ginkgo trees, an herb garden featuring culinary, medicinal and ornamental herbs, and much more.”

We will be carpooling from the Park & Ride to the Arboretum. To reach the Park & Ride, take I-66 west to Centreville. Then take Exit-52 West onto US-29. Follow US-29 west 1/4 -miles and then turn right into the parking lot. It is located at the northeast corner of Stone Road and US-29.

Directions to the Arboretum from the Park & Ride are as follows: Follow US-29 east 1/4-mile and turn right to get back onto I-66 going west. Follow I-66 west 27.5 miles to US-17 North at EXIT-23. Follow US-17 north for 8 miles and turn left at the traffic light onto US-50 West. Follow US-50 west 7-3/4 miles and turn left into the Virginia State Arboretum /Blandy Experimental Farm.

I suggest bringing a lunch since they have picnic tables. If you prefer to eat at McDonalds, there is one 1.5 miles west along US-50 at the intersection with US-340.

The Arboretum grounds are open dawn to dusk, 365 days a year. You can obtain further information by going to their website at: <http://www.virginia.edu/blandy/home.html>

You can sign up at club meetings, e-mail me at pwsimmons@msn.com, or call me at 703 912-4862. Be sure to supply your e-mail address and phone number on the sign-up sheet so I will be able to notify you of changes.

Paul Simmons, Field Trips Chair

Self Improvement Field Trips

Green Spring Gardens Park, Alexandria. The remaining sessions will be held on the third Sunday of the month at 8:00 a.m. The objective is to improve our photographic vision. We will be learning to recognize and use the building blocks of visual design to better our images.

Freeman Patterson’s book, “Photographing The World Around You” (A Visual Design Workshop) will be our reference (\$14.30 at Amazon.com; also available at most bookstores). These monthly assignments will follow the flow of Freeman’s book:

May - Rhythm

In addition, several of this year’s Workshops and/or Forums will address the use of visual design elements in “building” better images. As a check of how well you have mastered the monthly assignment, **Ed Funk** has offered to critique several of your images each month. This will be a web based critique – details will be provided later.

To get to Green Spring Gardens Park: from I-395 take Exit 3B, Little River Turnpike West, travel 1-1/4 miles to Braddock Road. Turn right onto Braddock Road and drive 2/10 of a mile and then turn right onto Witch Hazel Road. The park’s web address is www.co.fairfax.va.us/parks/gsgp

You can sign up at club meetings, e-mail me at pwsimmons@msn.com, or call me at 703-912-4862. Be sure to supply your e-mail address and phone number on the sign-up sheet so I will be able to notify you of changes.

Paul Simmons, Field Trips Chair

Tentative Field Trip Schedule 2007

May 05 Virginia State Arboretum

May 18-27 Alliance Caribbean Cruise

May 20 8:00 a.m. Self Improvement Field Trip*

*** All Self Improvement Field Trips are held at Green Spring Gardens Park**

Competition Rules & May Competition

A number of prints that were entered in the April "Motion" competition as color or monochrome, appeared to have violated competition rules by having been manipulated beyond what could be done in a traditional darkroom. The NVPS Rules state:

"Conventional prints may use commonly accepted darkroom...techniques of burning, dodging, toning, spottoning, sandwiching, reducing, masking, high & variable contrast, solarizing, texture screening, filtering and other techniques normally used in the darkroom at the time the print is exposed & developed.

Digital images may compete with traditional prints provided that the minor adjustments to them be made by the entrant him/herself & only include the digital equivalents of the techniques enumerated above for chemical darkroom printing...."

Please read the Rules, Sec. II, Para B. Color & Monochrome Prints.

The complete Rules were printed in Fotofax, Sep. 06, provided as handouts at DLFD & carried by some NVPS Board. All competition images must have a title for identification; the words "no title" is not appropriate.

Tom Brett Co-VP, Comp.

NVPS End-Of-Year Competition

All images that have received a monthly NVPS competition ribbon from Sep. 06 thru May 07 may be submitted at DLFD on 24 Apr., 1, 8 or 15 May for the EOY competition. Please push to submit early, before 15 May. EOY prints must have the category/class [eg, Novice Color] written on the back, plus title, entrant's name & "up" arrow; slides must have title, name & "orientation dot".

Winning images from the 15 May competition must be submitted the night of 15 May, because all images will be taken to the EOY judge AM 16 May. There will be sign-in sheets for all classes/categories at DLFD. Digitally Projected Images need not be re-submitted, but, images you choose to enter must be "signed-in" at DLFD. If you will not be at DLFD on 24 Apr., 1, 8 or 15 May, ask another member to register for you.

Thank you, Tom Brett Co-VP, Comp.

Forums

Montages, Multiples and Combining Exposures in a Digital World

Learn how to expand your options and produce creative results with your digital images. Corey's May 22 presentation will take you through the process of reproducing the film techniques of montages and multiple exposures. He'll also share methods for combining exposures, allowing you to retain greater shadow and highlight detail (HDR and more). Live demonstrations will take you through the steps in Photoshop for achieving these results.

Corey Hilz is a freelance photographer who focuses on the fascinating elements of the natural world. He thoroughly enjoys sharing his knowledge with others by teaching classes and workshops. His images have been used in magazines as well as for calendars, brochures and posters. Examples of his work and schedule of classes and workshops can be found at www.CoreyHilz.com

Mary O'Neill, Forums

Note: The month of May is the last month for meetings for the season. The June Dinner Banquet is the only function during June and ends the season. Any items planned (if any) for July or August have to be announced by e-mails only. Your September newsletter is due out during the last week of August and its deadline usually falls around August 20.

Editor

Note for those receiving hard-copy mailing of Newsletter:

For those 8 people receiving the newsletter by xeroxed mailings and who also have a computer with an e-mail address—we urge you to make sure you have Adobe Acrobat Reader (which is FREE) installed and know how to use it to open the .pdf newsletter.

The newsletter in the printed version may not be available next season. This decision may have to be made by the Board and the new **Editor**. The total hard-copy mailings are now down to 8 people. The inconvenient problem is finding the time to run to the printer on two trips for these few printings. A new **Editor** may consider running these off on his printer.




Photo by Jan Lydick Staid

This photograph was taken in my friend Polly's garden. I used a Hasselblad 500 CM with an 80mm lens and a +1 Hoya close-up filter. The exposure was f 5.6 @1 / 60th sec, available light on Kodak PMC 400 film. Since the garden was sunny, a dark colored beach towel was held over my head by my friends Polly and Judy to provide some even shade. The final print was printed on Portra III color paper. A texture effects etching screen was sandwiched with the negative in the enlarger to create the etching effect. I find that texture screens work best with over exposed negatives.

Jane Lydick Staid, Danville, New Hampshire



Photo by Thomas Adams

Latourell Falls is located on old scenic highway 30 on the Columbia River in Oregon and the shot was taken in Jul 2001, using a Nikon N 80 and a Sigma 28-105mm and Kodak Gold 200 film. This fall has a drop of 249 feet, and with it's beautiful background, the formations of rock, and green ferns will make for great inspiration.

Thomas Adams, Forest Grove, Oregon

Workshops

What Are Your Options? Working the Subject and the Composition by Corey Hilz on Tuesday May 8

Corey Hilz will show photographs of a variety of subject matter and explain why he took the image and how he selected the composition. Elements of visual design will be discussed. To illustrate the photographic process Corey will also show some 'out-takes' he captured as he progressed toward the final composition. In addition, Corey will explore the idea of working the subject to achieve higher quality, more creative photographs. The workshop will be held at the Dunn Loring Fire Station on May 8 starting at 7:30 P.M. If you have any questions contact **Minnie Gallman** (pggallman@verizon.net or 703-356-0856) or **Bill Prosser** (prosserwm@aol.com or 703.821.2670).

Corey Hilz Garden Photography Workshop Saturday and Sunday, May 19 & 20

Join **Corey Hilz** for a two-day workshop at a private garden in Gainesville, Virginia. The workshop will include outdoor shooting sessions, classroom instruction and critiques. We'll be photographing in the lush garden of a professional landscaper. The garden offers photographers excellent opportunities including a diverse collection of plants and flowers, as well as sculptures, insects, a waterfall and a greenhouse.

Schedule - Saturday: 3:00 p.m. - 7:00 p.m. (presentation and shooting session)

Sunday: 6:30 a.m. - 9:00 a.m. (optional shooting session)

9:00 a.m. - 12:00 p.m. (presentation and photo critiques)

The workshop is scheduled so participants are photographing during the best light of the day. The Saturday session starts in the afternoon with a lecture and then the rest of the time is spent photographing the garden in late afternoon light.

There is an optional shooting session Sunday morning starting at 6:30 a.m. This session begins shortly after sunrise to take advantage of the morning light. Plan on coming to both shooting sessions to take full

advantage of this photographic opportunity. After photographing in the morning there will be a short presentation, then the rest of the workshop will be devoted to a critique of participants photographs.

Critiques are a key component to improving your photography. Besides receiving feedback on your photographs, you'll learn from the photographs of others. Fee: \$115, register online at www.CoreyHilz.com, select 'Classes & Workshops' For more information contact **Corey Hilz**, corey@coreyhilz.com or 703.473.4618

Members' Activities

- **Laura Howell** had 3 images chosen by **Peter Gregorio** for display in his gallery in St. Michaels, MD at The Gregorio Gallery, 104 N. Talbot Street, St. Michaels, MD. She also has the image, "Circle of Trees" selected for the National Juried Camera Club Show & Exhibition presented by the Washington School of Photography May 11 - Jun. 4, 2007 at 4850 Rugby Avenue, Bethesda, MD.
- **Tom Hady** just completed teaching a four week class on Beginning Digital Photography at the Osher Lifetime Learning Institute at George Mason University. He had an enrollment of 70 students.
- **Wayne Wolfersberger** presented a program (Photographing Yellowstone) to the Loudoun Camera Club for their April program meeting. Wayne also had one of his photos of a leopard gecko published in the magazine Reptiles this past month.

Meadowlark Photo Exhibit

The People's Choice theme for the Meadowlark Photo Expo in 2008 is: DOGWOODS. It was selected because it is the Virginia state flower and is on the logo for the regional park authority. Each club will vote for one image to submit for the public to select as their choice during the Meadowlark Expo.

The Dogwoods may be photographed anywhere (not just in Virginia) and must be the main subject of the image. The image may be a macro of a blossom, a tree in bloom or a landscape with prominent dogwoods.

Dogwoods will be in bloom in this area by the time you read this. "Dogwood season" is brief so this is the only opportunity to be photographing the Dogwoods. Additional info will be coming later on.

Willa Friedman, Meadowlark Rep

Competition Results

April 2007 Judge: Steve Passman

Novice Monochrome:

1st	Minnie Gallman	Lotka
2nd	Ursy Potter	Owl



Advanced Monochrome:

1st	Chuck Bress	Girl in Park Silhouette
2nd	Phillip Moore	Bizarre
3rd	Pat Bress	Amish Men in Snow II

Novice Color Prints:

1st	Bob Friedman	Ghost Rider
2nd	Matthew Schmidt	Turn 3
3rd	You-yeu Yang	A Mating Intruder
HM	Matthew Schmidt	Synchronized Flight
HM	Timber Gooding	Red Tailights

Advanced Color Prints:

1st	Pat MacVeagh	Lipizzan
2nd	Kip Platto	Horse Race
3rd	Jorja Feldman	Rufous-tailed Hummingbird
HM	Scott Musson	Harbor Tunnel
HM	Bill Prosser	Metro Stop

Enhanced Prints:

1st	Sandi Croan	Street Moves
2nd	Seiji Kuniyoshi	Divers
3rd	Bob Feldman	Rufous-tailed Flight

Novice Slides: No entries, no competition

Advanced Slides:

1st	Tom Brett	Mary's Skirt
2nd	Pat Bress	Blazing Rays #3
3rd	Amie Tannenbaum	Spinning Wheel

Novice Digitally Projected Images:

1st	Anna Muhhina	Ruslana
2nd	Susan Breen	Home from School
3rd	Pat Lonergan	Baby Blue
HM	Matthew Schmidt	Liftoff
HM	Curtis Gibbens	Osprey Fishing
HM	Farzin Emami	Children At Play
HM	William Adams	Squirrel

Advanced Digitally Projected Images:

1st	Kip Platto	Ghost Rider
2nd	Amie Tannenbaum	Ship Ahoy
3rd	Kip Platto	Neon Fish
HM	Ed Ruggiero	Jump
HM	Judy McGuire	Fantastic Tree
HM	Polly Terriberly	Cherry Blossom Blur

Digital Projection Competition

Now that we have our first official digital projection competition under our belts, I'd like to congratulate all of the winners, and thank everyone for all of the positive feedback about the presentation. I apologize for forgetting to show the names and titles of the winning images for the Advanced competition.

I would like to take this opportunity to make a couple of recommendations for those that wish to compete, based on my experiences from the upload, competition and judging.

By far the most common uploading problem that we had was with portrait images. Portrait images cannot be taller than 768 pixels and will take up far less of the screen than a landscape image when they are projected. If a standard 1024 x 768 landscape image is rotated to be a portrait image, its dimensions would need to be reduced to 576 x 768. As you can see, that is approximately half the size of its original landscape format.

You should not feel constrained to meet the maximum image dimensions. If you have an image that is 700 x 700, don't feel obligated to provide a border. The competition software automatically centers images and fills the surrounding area with black. If you want a border, feel free to put one on your image, just remember that the total image size, including the border, cannot exceed 1024 pixels wide or 768 pixels high. The closer you can get to the maximum dimensions though, the larger your image will be for the judge.

I'd also like to say thanks to **Phillip Moore** for developing the web form that validates these dimensions as you upload, saving me a lot of heartache on Monday mornings. Phillip has done additional work to make the error messages more explicit, separating the horizontal and vertical dimensions so that you will know which one is over the limit. Feel free to e-mail me at mgs@loreleistudios.com or call me at **703.975.6342** if you are having any issues with resizing or uploading images for the competition, or even if you have general digital image editing questions.

Matthew G. Schmidt
www.loreleistudios.com
703.975.6342

June 2007 Charlottesville Photo Festival

I subscribe to Outdoor Photographer, and received their online version this morning. The following address gives details of an upcoming Festival of Photography in Charlottesville in early June. I thought club members might be interested in finding out more about this. This is the first year for this festival, so I have no idea how good it will be, but it sounds interesting. Take a look and see what you think.

Patricia Deege, NVPS

<http://www.festivalofthephotograph.org/>

For Sale Items

- **For Sale** - Studio Dynamic dark blue backdrop for shooting portraits. It's 7x7 foot, excellent condition, and has the two stands and pole to hold it. \$350 takes all. Also: Nikon Teleconverter 2X TC200 for older non autofocus Nikon lenses, \$150. Contact: **Erwin Siegel at 703-960-6726.**
- **For Sale** - All in excellent like-new condition. For sale at 50% of original price. I can bring any of the pieces to you for your inspection.
 1. Body & Lens - Nikon D70 w/18-70mm lens, original box/instruction book-Original price \$1,300.
 2. Lens - Nikon 35-135mm Macro f3.5-4.5 w/ original box-Original price \$261.
 3. Body - Nikon N90s w/ grid screen, original box/instruction book-Original price \$1,051.
 4. Flash - Nikon SB26 AF Flash w/ original box/instruction book-Original price \$418.
 5. Flash - Nikon SB16 Flash-Original price \$209.
 6. Book - Nikon N90s Magic Lantern Book-Original price \$20. (free with purchase of N90s)
 7. Book - Nikon SB26 Magic Lantern Book-Original price \$20. (free with purchase of SB26)
 8. Lens Hood - Nikon Lens Hood HB-7 w/ original box-Original price \$35.
 9. Lens - Olympus Wide Angle 0.6x w/77mm sky filter-Original price \$50. E-mail to: **Gary Oddi Goddi@verizon.net**
- **For Sale** - CANON EOS 20D – Digital Camera SLR camera; used but well cared for and in mint condition. Includes 2 re-chargeable batteries & all manuals, cords and software originally included plus a cable release that plugs into the camera.(Original price \$1999) asking \$700.
- Tamron Lens for Canon Digital Camera. SP AF 24-135mm (equivalent to 70–180) F/3.5-5.6 AD Aspherical (IF) Macro (Model 190D) with lens hood. Rarely used. Case included. Original price \$369.99; asking \$150.
- Bogen Heavy Duty Tripod, Model 3221 with BallHead Action Grip #3265; original price \$214. asking \$85. for the set.
- Pentax 50mm MACRO LENS 1:2.8 50mm \$50
- Tamrac Shoulder camera bag; asking \$25. Many pockets & compartments 12 x 7 x 8" deep.
- Also available New Books of: THE PHOTOSHOP ELEMENTS 4 BOOK FOR DIGIAL PHOTOGRAPHERS published 2006 @ \$29.95 – asking \$15.
HOW TO DO JUST ABOUT ANYTHING WITH DIGITAL PHOTOS published 2005 @ \$26.95 – asking \$15.
- Lightly used: TEACH YOURSELF VISUALLY – DIGITAL PHOTOGRAPHY – 2ND Edition published 2004 @ \$29.95 – asking \$10. (has been spiral bound)
- THE COMPLETE GUIDE TO DIGITAL PHOTOGRAPHY published 2004 - \$10. (has been spiral bound) **Louise Ransom at: RJWagons@aol.com**
- **For Sale** - Canon 1DMKII body in mint condition - \$2800. Appraised at Penn Camera. Contact: **Jack Nevitt at : JNevitt@comcast.net**
- **For Sale** - LENS: Manual Nikon Nikkor 50mm 1:2 [\$80]; Manual Nikon Series E 35mm 1:2.5 [\$80]; AF Nikon Nikkor 35-105mm 1:3.3-4.5 [\$75]; AF Nikon Nikkor 35-70mm 1:3.3-4.5 [\$75]; Manual Nikon Nikkor 105mm 1:2.5 [\$75]; Manual Vivitar 70-150mm 1:3.8 (with close-focusing auto zoom and case) [\$50]. CAMERA BODIES: (All camera bodies are in excellent condition. F3 HP like new.) Manual Nikon F3 HP/original box/instructions [\$500]; Manual Nikon FM Chrome [\$75]; AF Nikon N 8008 (two available) [\$75]; AF; Nikon N 8008S [\$85]; Manual Yashica 124G (uses 120 films) [\$50]. FLASH UNITS: (All flash units in good condition) Nikon Speedlights SB-24 with case [\$25]; Nikon Speedlights SB-16A with cables [\$35]; Vivitar 2500 Flash [\$25]; Yashica CS-221 Auto Flash [\$25]; SC-17 Nikon Remote Cords (two available) [\$10 each]; Quantum Radio Slave 4 (send and receive) [\$50]. LIGHT METERS: Sekonic L-418 with case [\$5]; Shepherd FM 880 with case [\$10]. FILTERS: 52mm Soft Focus [\$8]; Hoya 52mm Skylight (1B) [\$5]; Vivitar 52mm Polarizing [\$5]; Nikon 52mm LIBC [\$5]; Nikon 52mm L37 (all filters in cases) [\$5]; Nikon HN-2 Lens Hood in original box [\$5]. **CONTACT Charles Sutton, Springfield, VA 703-644-0084.**
- **For Sale:** Zone VI 4x5 view camera; Schneider Apo-Symmar Lens 5.6 - 210mm Schneider Super Angulon Lens 8.0 120mm. Price: negotiable. Contact **Minnie Gallman at: 703-356-0856**



COLOURS


different ideas





Check out the Wonderful Bromoil Prints of Photographer Gene Laughter

While visiting the Shokroe Art Center in Richmond, VA we came across the work of fine-arts photographer Gene Laughter and wanted you to enjoy his work. They have an old-world European look to them.



As a way of introduction, let me begin by saying that I consider myself a printmaker as much, if not more so, than a photographer. I use etching presses and lithographic techniques to produce many of my completed prints, which are photographically based. I work primarily in

the bromoil process and in bromoil transfer in which a bromoil print is transferred onto watercolor paper with an etching press. Usually this takes three or four hand-inkings and press passes to get the proper density and depth of pigment. It's a very time-intensive process but very rewarding from a creative standpoint.

Eight years ago I formed PAN (Photographic Arts Network) – a club of sorts, here in Richmond, Virginia. The prerequisite for joining PAN is a “passion for photography as an art form.” We do not compete among ourselves and are not affiliated with PSA. Our



membership is limited to 25 active members. The level of photographic knowledge and experience in PAN is very high. Five of our members

have MFA degrees in photography.

With a couple of exceptions all of our PAN mem-



bers have their own darkrooms (both color and b/w) and do their own printing. Many of our members work in alternative processes: gum, platinum, cyanotype, bromoil, lith printing, etc. We meet monthly and usually have a guest

photographer of note from the area to present their work and methods.

I am also an honorary member of The Bromoil Circle of Great Britain, a member of the International Society of Bromoilists' and have served as Chairman




of the Bromoil Section of the Alternative Photography International Symposium in 1999 and 2001. We have another meeting monthly that is technical in nature in which a member gives a mini workshop on some facet of photography. The latter meeting is normally held in a presenting member's darkroom or studio.

I am retired from an advertising management career and have a studio/gallery in an art center here where I work daily, kinda like a real job, but much more fun ('tho less remunerative)! My photographic work can be seen at: <http://members.aol.com/kallitype/GL.html>

The Photographic Club Photo Web Site is located at: <http://members1.clubphoto.com/gene46746/>

Gene Laughter, Richmond, VA



All photos by Gene Laughter

Editor: Gene uses a Leica M3, a Rollei TLR, a Canon F1, a Fuji 645, and Zeiss Super Ikontas A and B; and is also the author of a Bromoil Instructional video and working manual, Bromoil 101, and offers workshops in the Bromoil process. We hope you enjoy these outstanding photographic prints of **Gene Laughter**. Besides the website, you may contact him at: GeneAlt@aol.com

Pro Photo Tips

- If you don't use your cameras very often, take them out and exercise the shutter speeds every few months. You'll find this keeps them in good shape instead of letting them set with a year of inactivity.
- Never touch the cloth or metal shutter blades in your camera with any device; and do not spray the shutter with canned air to blow away dust.
- To check if your aperture blades are stopping down correctly, set the shutter speed to a quarter of a second, or one-half second, open the back, and watch the lens as you trip the shutter. You can change the aperture settings to see that all are working correctly.

NOVACC - The Alliance

Loudoun Photography Club

Contact: Lisa Duncan at (703) 725-2931 or LoudounPhotoClub@cox.net.

Website: <http://www.loudounphoto.org>

Meetings are held on the 2nd & 4th Thursdays at 7:00 pm at the Eastern Loudoun (Cascades) Regional Library or as indicated.

Manassas Warrenton Camera Club

Contact: Gene Wells (703) 330-5835 or ewellsjr@verizon.net

Website: <http://www.mwcc-photo.org/>

Meetings: Held on the 1st and 3rd Thur. at 7:30 pm, Manassas City Hall, Old Town Manassas.

Program: tbd

Competition: Open, judged by Ed Funk

Workshop: none

Field Trip: Trillium / Joint Forces Air Show

McLean Photography Club

Contact: Bruce Copping at (703) 725-9331 or bcopping@gmail.com

Website: <http://www.mcleanphoto.org>

Meetings: Held on the 2nd Wed. at 7:30 pm (meet & greet at 7:15 pm), at the McLean Community Center.

Program: May 9th, Competition

Competition: May 9, 7:30 p.m., judge Scott Musson

Workshop: None

Field Trip: None

Forum: None

Reston Photographic Society

Contact: Ellis Rosenberg at 703-855-4008 or erosenberg@cox.net

Website: <http://www.leagueofrestonartists.org>

Meetings: Held the 3rd Monday of the month 7:30-10:00 pm at the Reston Community Center - Lake Anna

Program: For Monday May 21st we will have a members showcase and critique.

Vienna Photographic Society

Contact: John Connell at (703) 352-8790 or john@johnsfineart.com or Warren

Standley at (703) 979-3838 or editor@vps-va.org .

Website: <http://www.vps-va.org>

Meetings: Held on the 1st and 3rd Wed. at 7:30 pm in the main lecture hall of the Thoreau Middle School, 2505 Cedar Lane, Vienna, VA.

Program: 5/2 @ 7:30 PM. Jonathan Newton. "Whatever You Want to Know About Sports Photography But Were Afraid to Ask"

Competition: 5/16 @ 7:30 PM. themed competition "Doors" with judge <tba>

Field Trip: date and location <tba>

Forum: 5/30 @ 7:30 PM. topic(s) <tba>

Pro Reports

Know your rights if you sell Photographs!

If you sell some of your photographs, (and we know a few of you do) you should know that you have certain rights. These rights may be negotiated by you with the buyer, or they may be sold outright by you to the buyer. Just know what your rights are and what it could cost you.

Several terms related to rights are commonly accepted in the photographic industry. It's important to understand them to know what rights are being sold. Rights which are sold should be specified in writing.

- **One Time Rights** - The buyer has the right to use the picture for the "agreed purpose" only one time.
- **First Time Rights** - The buyer wishes to be the first publication to publish or use a particular picture one time.
- **Serial Rights** - Magazines and newspapers buy these rights to insure that their publication will be the only periodical of its kind to publish the photo. Serial rights usually do not prohibit sale of the same photo to other non-periodical users.
- **Exclusive Rights** - The buyer has use of a particular photograph for a specific period of time. It's not unusual for this period to be one to two years or even longer. At the end of that period, the photographer regains all rights to the picture. Calendar companies usually ask for exclusive rights.
- **First Edition Rights** - The rights to a photograph are sold for the first printing only of a book, etc. It cannot be used for a second printing without further negotiation.
- **Related Rights** - The most common use for related purpose is for advertising. For example: The cover of a book or magazine may need to appear in an ad.
- **All Rights** - All rights to a photograph are permanently sold to the buyer. This should be avoided unless you are paid a great deal, or if the use will benefit you substantially. The exception could be a picture which might soon become outdated and have no value. Then it might be wise to relinquish your rights and collect the money.

A single photograph can produce income for years if handled properly. If the use of a picture will benefit a photographer in some way which has value other than money, that should be considered too. Just don't give up all your rights for FREE!

NVPS Dinner Banquet Friday Jun. 1

For: All Members

Don't forget the end-of-year banquet on June 1st (Friday) at the Westpark Hotel in Tyson's Corner at the intersection of Rt. 7 and Westpark Drive. Cocktails at 6. Buffet dinner at 7. Price is \$35 per person (\$37 at the door). Send or hand your check, which becomes your reservation, to **Fred Chitty, Treasurer**. Make out the check to NVPS. See all the best of the best photos, see the best-of-the-year photographs, door prizes, good food, and good friends.

Andy Klein, Facilities

Obsessed Over Digital?

This is from the March-April 2007 Edition of LensWork, **Bill Jays'** End Notes. It seemed thought provoking enough to pass along.

Bill is quoting **Alac Seth**, a Magnum Photographer on the subject of digital photography. "The potential is always remarkable, but the medium never settles. Each year there is a better camera to buy and new software to download. The user never has time to become comfortable with the tools. Consequently, too much of the work is merely about the technology. Instead of focusing on the subject, users obsess over RAW conversion, Photoshop plug ins, and on and on. For good work to develop, the technology needs to become as stable and functional as a typewriter.

After hours spent playing with my new iPod, I set it aside to read a book. While I thought the iPod was elegant, nothing beats a book. No ads. No links. No distractions. The format is so elegant that it becomes transparent. It is the perfect container for art."

Andy Klein

Digital Competition Note

Please check the NVPS website for all info on the Digital Entries on Competition night. The images for competition have to be delivered through the NVPS website located at: <http://nvps.org/> clicking on the Competitions link on the left of the page, and then clicking on the Digital Projection Competition Information and Upload link. There are detailed instructions on how to upload files on the website. You can receive assistance from **Phillip Moore** at pdm@pobox.com or **Matthew Schmidt** at mgs@lorellestudios.com



Photos by TheKameraKid@aol.com

“Your Editor’s Swan Song Announcement”

As most of you know by now I’ll be retiring as **Editor** after the next issue of June 2007. (The June issue comes out during mid-June after the *End of Year Competition* winners are announced. That will be 9 years as **Editor** for NVPS and will total 90 issues of newsletters that we’ve put together for you. It has been fun; I never considered it work.


Although all of the department articles were written by the club officers, we wrote the rest of the newsletter or gathered articles and photos off the Internet to use for features, information, and just good tidbits of things.

We’ve tried to make for you the best written newsletter of club news, activities, member news, photos, and information. We also wanted the newsletter to be the best looking newsletter. This **Editor** also introduced the “PDF” electronic delivery of your newsletter just at the same time that the club needed money to pay for a meeting place. This PDF online version saved the club about \$4000. a year in printing costs. The printed hard copies are now down to only 8 people and we need to get these people to go online too. Almost all the clubs now use the PDF online versions vs. printed ones. Your club was one of the first to do so.

We need to take a break for a few years. We would consider coming back. We also want to get into a new Mac computer and learn its operation.

The end of this current NVPS season is the 37th year of our continuing membership since we joined in Sep. 1970. (yes, I’ve been here longer than any other member) That’s a long time, and yes, I’m now old (ha ha). Enjoy the Summer and we’ll try to see you next season.

Erwin A. Siegel, Editor
 NVPSeditor@aol.com



Erwin A. Siegel, Editor

“PSA Conference in Tucson” by Tom Hady, APSA, PPSA, NVPS’ PSA Rep

Since the PSA annual conference isn’t local this year, I haven’t been beating the drums for it as I did last year. However, if you are looking for a good reason for a trip to photograph Arizona, you might consider combining with the PSA Annual Conference in Tucson, Sept. 2-8, 2007.

As usual, the first three days will be devoted to photographic tours in the area, and Wednesday through Saturday will have a variety of lectures, shows and classes. The tours may not quite cover A to Z, but they have A through X– the Arizona Desert Museum and the Mission San Xavier del Bac.

Among the lectures and classes, I found “Layers & Masks in Photoshop,” “Digital Infrared Photography,” “Creating A Digital Slide Show,” “Coastal Grizzlies of Katmai National Park,” and an all-afternoon session by **George Lepp** on “The Promise of Digital” among the most intriguing. Want more information? Go to www.psa-photo.org and click on **Conferences**.

Support Our Club Sponsors

Each year we ask local camera stores to sponsor our End-of-Year banquet with donations for our raffle. They have been most generous. Dominion Camera in Falls Church, Penn Camera (the Tysons’ Corner store), and Ace Camera off Loudon County Parkway have made donations for this year’s banquet. Please thank them by bringing them your business. They will help you solve problems, try out and select just the right gear, and provide training and support. You cannot get this on-line and their prices are very competitive.

Andy Klein

Please!
During all NVPS meetings please
TURN OFF all cell phones or put them
on vibrate/no ringer. This is very rude
and annoying for phones to be
ringing during a presentation.

Note on the NVPS Database, Please READ:

As **Editor** we have also been taking care of the membership database. We used the database to generate e-mail names and also the Membership Directory.

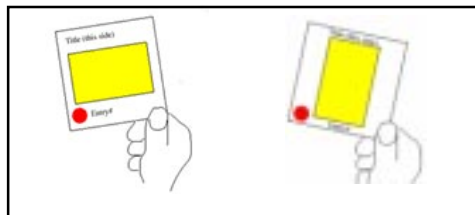
Bob Friedman will now be taking over the duties of the Database. Therefore, when you now have changes to make in the database of your home address, phone numbers for home, work, and fax, you'll NOW be sending that info to **Bob Friedman** by e-mail or by phone. Bob will also generate the Membership Directory in December of each year, or you may ask him for one as needed.

His e-mail address is: **bob-f@cox.net** and his home phone is: **703-978-7937**. As **Editor** we will still be sending out the newsletter from the updated info you provide to him.

Note for those of you using hotmail.com yahoo.com gmail.com juno.com

As I received too much spam and junk mail from the above ISPs I've had to block mail from these accounts. If any member is using these domains and needs to e-mail this Editor let me give you a procedure. First phone me and leave a message and I'll have you use another e-mail address. It is ErwinEAS@aol.com - What I have to do is add your address to the OK mailing list before you can get thru to this one. A simple phone call will make it happen.

How To Mark Your Slides For Competitions With Dot In Lower Left Corner As Viewed



Digital Competition Note

Please check the NVPS website for all info on the Digital Entries on Competition night. The images for competition have to be delivered through the NVPS website located at: <http://nvps.org/> clicking on the Competitions link on the left of the page, and then clicking on the Digital Projection Competition Information and Upload link. There are detailed instructions on how to upload files on the website. You can receive assistance from **Phillip Moore** at pdm@pobox.com or **Matthew Schmidt** at mgs@loreleistudios.com

NOTE on Downloading Fotofax:

When having problems downloading the pdf of the newsletter for Windows users:

Go to : Tools, Options, Security, where you might see a "Do Not Open - May Contain Virus" which was checked. Uncheck it and now everything should work fine.

Pick up a set of binoculars and use them to better see the print competition. From the back of the room, you'll be "right up front" on competition night.

Editor



**Erwin A. Siegel - Fotofax Editor
5840 Cameron Run Terrace #903
Alexandria, Virginia 22303
703-960-6726**

NVPS website: www.nvps.org

First Class Mail



Photo by Erwin A. Siegel, Editor