




Fotofax

The Newsletter of the Northern Virginia Photographic Society

Monthly Program

March 7: Nature's Best Magazine

Bob Tope, the Managing Editor of Nature's Best Magazine, will show some of its best 2005 images. He also will discuss how NVPS members can enter its various contests. This should be a visual feast for those of us who enjoy the very best in nature photography. If you would like to join **Bill Prosser** and **Bob Tope** for dinner at Tyson's Corner Chili's, please contact Bill (prosserwm@aol.com; 703.821.2670). We will meet there at 5:55 P.M., Tuesday, Mar. 7.



"Your x-ray showed a broken rib, but we fixed it with Photoshop."

Inside

Field Trips	Page 4&5
Competition Info	Page 6&7
Competition Results	Page 7
More Field Trips	Page 9
COLORS/Different Ideas	Page 11
Upside/Downside	Page 12
Digital Projections	Page 14
Forums	Page 15
NOVACC	Page 16
Things to Do	Page 20

NVPS Calendar

- 07 Mar Program
- 11 Mar Field Trip
- 16 Mar Workshop
- 19 Mar Field Trip
- 21 Mar Competition
- 28 Mar Forums
- 28 Mar Members' Gallery
- 04 Apr April Program

All meetings start at 7:45 p.m.

**"Your PSA Award
Winning Newsletter"**

"The aims of the Northern Virginia Photographic Society shall be the enjoyment, mastery, and furtherance of photography through cooperation, effort, and good fellowship."

NVPS Executive Board

Elected Officers:

President	Ralph Edwards	703-878-2882
VP Programs	Bill Prosser	703-821-2670
VP Competitions	Scott Musson	703-278-2828
	Emi Wallace	703-278-2828
Treasurer	Tom Brett	703-642-1595
Secretary/Historian	Judy McGuire	703-978-3759
Past President	Carl Zelman	703-404-4769

Appointed Members:

FOTOFAX Editor	Erwin Siegel	703-960-6726
Workshops	Fred Chitty	703-493-8530
Field Trips	Paul Simmons	703-912-4862
Exhibits	Polly Terriberry	703-491-2074
Forums	Kristy Campbell	703-600-9859
Membership	Mary O'Neill	703-548-8669
Website Manager	Ed Funk	703-971-6183
Equipment Mgrs	Glenn Bernstein	703-455-6053
	Tim Terriberry	703-491-2074
Meeting Facilities	Andy Klein	703-641-0845
Members' Gallery	Sandi Croan	703-631-4181
PSA Representative	Tom Hady	703-569-9395
NOVACC Contact	Corey Hilz	703-473-4618
Arts Council of FC	Susan Meyers	703-354-8075

FOTOFAX is published 10 times a year from September through June for the members of NVPS. All rights are reserved. NVPS is a non-profit organization dedicated to the advancement of education and enjoyment of photography. NVPS is affiliated with the Photographic Society of America (PSA), The Arts Council of Fairfax County (ACFC), and the Northern Virginia Alliance of Camera Clubs (NOVACC). Reprinting an article from Fotofax is allowed as long as credit is given to this newsletter as the source.

While NVPS's FOTOFAX primarily serves to inform members of club activities, it also publishes the NOVACC events calendar and other announcements of interest to members. FOTOFAX encourages members to send in articles, .jpg photographs, activities, opinions, awards won, and Letters to the Editor. The best way to submit articles is to "e-mail" them to: NVPSeditor@AOL.COM

NVPS is associated with:



PSA Photographic Society of America
and NOVACC
 Northern Virginia Alliance of Camera Clubs

Dunn Loring Fire Station Meeting Place This Season

We'll be meeting in the Dunn Loring Fire Hall on Gallows Road, in Vienna, VA for the near future. Please keep an eye open for other possible meeting spots centrally located between Springfield and Falls Church. It would be nice if we don't have to pay for a meeting space. If you find a place that is of interest please contact **Andy Klein**. Directions to our current meeting place are:

Going north on Gallows Road, turn left just at the entrance to the fire station onto Wolf Trap Road. If driving south on Gallows Road, turn right on Wolf Trap Road. Drive about 100 feet to the back of the station and there is parking in the lot or on the street. Entrance to the hall is from the lot at the back of the firehouse. Please check out spots near your home if you're located in the areas mentioned above.

Editor

Fotofax is accompanied by occasional E-mails that pass on information that would not be timely if it waited until the next newsletter. These are tagged in the Subject line as "NVPS" so you can distinguish them from junk and spam. The mass e-mail list for sending the newsletter is the same list that is used for getting notices/messages to the membership. For the few with an e-mail address who get the newsletter in hard-copy, you'll still receive **Fotofax** during the last week of the month. You may delete it, or think about going to the online route and dropping the hard-copy and save \$15.

Note: All meetings start at 7:45 p.m.

E-Mail Addresses of Board Members

Sandi Croan	Pashli@aol.com
Bill Prosser	ProsserWM@aol.com
Scott Musson	smusson@mindspring.com
Emi Wallace	EMIWallace@cox.net
Paul Simmons	PWSimmons@msn.com
Tom Brett	TomBrettPhoto@cox.net
Polly Terriberry	Stonebridge341@comcast.net
Erwin Siegel	NVPSEditor@aol.com
Fred Chitty	ChittyFC@bp.com
Ralph Edwards	Ralphsedwards@comcast.net
Mary O'Neill	mary.m.o'neill@gsk.com
Kristy Campbell	Rhubarb10@aol.com
Ed Funk	Ed@edfunkphotography.com
Glenn Bernstein	GBernstein@aol.com
Andy Klein	Andrew.Klein@mercer.com
Judy McGuire	JKMcGuire@cox.net
Tom Hady	Thady@att.net
Corey Hilz	corey@coreyhilz.com

Service Award Nominations Now Open

The NVPS organization can only function because of the dedicated service of the members serving in elected and appointed positions. In an attempt to provide some recognition to these deserving individuals, NVPS has established the *Joe Atchison Service Award*.

It was established in memory of **Dr. Joe Atchison** and for his many years of service to the club. This is the highest award given by NVPS to any member. The first recipient was **Dave Carter** in June 1998. Other recipients have been **Erwin Siegel, Greg Gregory, Ed Funk, Joe Miller, Andy Klein, and Sherwin Kaplan**.

The recipient for the award may be selected from those individuals nominated by club members. Criteria for the award include: Length of service to the club, and functioning as a role model and an inspiration to other members over the years.

If you believe that one of your fellow club members is deserving of this award, please draft a short memo detailing the member's contributions and forward it to the **Editor**, or the **President of NVPS** by May 1st. All nominees will remain confidential. The identity of the recipient, (if any) will be announced at the annual banquet. This is not an automatic annual award.

New Kodak Logo

From the dpreview.com web site:

As part of a wide ranging speech at CES by Kodak Chairman and CEO Antonio Perez it was revealed that Kodak will be saying goodbye to their famous yellow-box logo in favor of a simpler more contemporary design. The new logo also features a new typeface with more rounded letters. According to Perez, "This introduction is the latest step in the company's broad brand transformation effort, which reflects the multi-industry, digital imaging leader Kodak has become."



Time Dated Competitions

The "Rules of Competition" state that there be three (3) "Time Dated Competitions" during the year: that is, photographs taken during the past two years. September's Fotofax listed November, February, and May as the time dated competitions. Please be aware of this and participate accordingly.

Members' Gallery

Please join us on Mar. 28 for an awe inspiring showcase of prints and digital projection from three of our award-winning artists. **Chuck and Pat Bress** have been general practitioners of the art of photography for 20 years. Together, they have been exhibiting, teaching, judging, presenting programs, critiquing and selling their art for many years. They are primarily film photographers and have used all formats from 35mm to 4x5. They develop and print their own images using traditional darkroom techniques. Both, Chuck and Pat have been voted "Photographer of the Year" at NVPS, North Bethesda and Silver Spring Camera Clubs.

Ed Knepley took up photography as a hobby just 4 years ago and loves all types of nature photography. He shoots every day with two digital SLRs and averages the equivalent of two rolls of film before breakfast. His goal is to shoot a competition quality photo every day and since May 2004, he has posted a new image to his website daily. He has won Photographer of the Year Awards since first joining a camera club in 2004. The pinnacle of his success to date was being asked to donate an image to the Joseph Miller Center for Photographic Arts.

Sandi Croan
Members Gallery Chairperson
703-631-4181
pashli@aol.com



Editor's Note: We like the older one better, the new one looks like something cheesy and cheap. We hope they didn't pay more than \$100 for this new logo.

Field Trips

Brookside Gardens, MD.

Mar. 11 at 8:30 a.m.

Meeting at Brookside Gardens Conservatory, 1500 Glenallan Ave, Wheaton, MD., 20902

This field trip is in support of our upcoming themed competition, "Marco Photography" in May. Macro to me means flowers and Brookside Gardens is one of the best places in the area for flower photography – even in March. The folks at Brookside have graciously offered to open their conservatories an hour and half early and are allowing us to use tripods during those hours. The conservatories contain a large collection of tropical plants including banana, giant bird of paradise, and mimosa.

The following are basic rules they requested we follow while in the conservatories:

*Accommodate staff movement as they perform regular morning chores (watering, sweeping...)

*Tripod legs must be on paths, never in planting beds/on soil areas.

*Photographers also must stay on paths, never stepping in beds/on soil areas.

*Use care to not harm plantings with bags, jackets or other equipment.

*Plan to fold tripods when conservatories open to the public at 10:00.

After 10:00 a.m. you may want to continue shooting outdoors. In March, you can expect to find anemones, cornelian cherry, crocus, daphne, forsythia, Japanese andromeda, rhododendrons, sweetbox, and winterhazels to photograph. There are 50-acres of gardens at Brookside in a lovely setting.

For further information about Brookside call them at **(301) 962-1400** or visit them on the web at <http://www.mc-mncppc.org/parks/brookside/>

Directions to Brookside Gardens: From I-495, the Capital Beltway, take Exit 31A (north on Georgia Ave./Rt.-97) toward Wheaton. Drive three miles north on Georgia Avenue to Randolph Road and turn right. At the second traffic light turn right onto Glenallan Avenue. Brookside Gardens Visitors Center is located 3/8 mile from Randolph Road on the right at 1800 Glenallan Avenue. Don't turn here, the conservatory is the next right.

Brookside Gardens Conservatory is located 1/2 mile from Randolph Road on the right at 1500 Glenallan Avenue. Pull up to the gate and it will open automatically. They are attempting to keep the deer from getting in the park, not the people. For detailed

directions enter 1500 Glenallan Ave. and zip code 20902 into Mapquest at, www.mapquest.com/directions.

You can sign up at club meetings, e-mail me at pwsimmons@msn.com or call me at **703-912-4862**. Be sure to supply your e-mail address and phone number on the sign-up sheet so I will be able notify you of changes.

Paul Simmons, Field Trips Chair



Torpedo Factory Field Trip Report

Once again the weather spirits smiled on another NVPS field trip. **Jim Steele** graciously hosted a group of 25 NVPS photographers eager to photograph artist's "Hands and/or Eyes" for Feb.'s competition. Both the photographers and the artists seemed to enjoy the experience. The following are the directions for sending images to **Jim Steele** for distribution to the Torpedo Factory artists:

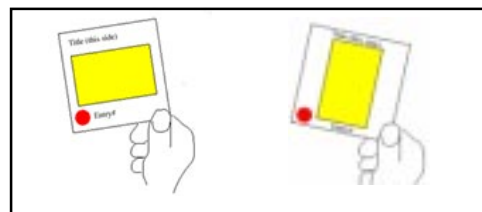
Prints should be 5x7 to 8x10 in size. Mail them to Jim's studio at:

Jim Steele
Torpedo Factory Art Center
105 N. Union St. Studio #328
Alexandria, VA 22314

Digital images can be e-mailed to Jim at james.d.steele@verizon.net - Send these images as JPG files and size them to less than a megabyte each.

Paul Simmons, Field Trips Chair

How To Mark Your Slides For Competitions With Dot In Lower Left Corner As Viewed



Impromptu Field Trips

Impromptu Field Trips are designed to bring club members together who desire to go on a photo shoot. These trips will be organized via e-mail. I will maintain a mailing list of all members that want to be notified of impromptu trips. When you get the urge to take a few pictures, send me an e-mail with what you want to do along with the time and place to meet. I will forward your message to those on the mailing list. It is the responsibility of the individual initiating the trip to meet the club members at the appointed time and place. That is all there is to it. You can sign up at club meetings or e-mail me at: pwsimmons@msn.com

Paul Simmons, Field Trips Chair

Tentative 2005/2006 Field Trip Schedule

Mar 11, 8:30AM - Brookside Gardens

Mar 19, Self Improvement Field Trip - GSGP

Apr 2, Self Improvement Field Trip - GSGP

Apr 20 - 23, Multi-Day - Great Smoky Mountains, TN

Apr 30, Self Improvement Field Trip - GSGP

May 20, Joe Miller Center of Photographic Art (critique of April field trip images, 1:30-4:30)

Jun 4, Self Improvement Field Trip - GSGP

Jul 9, Early Morning - Kenilworth Gardens

Jul 16, Self Improvement Field Trip - GSGP

Aug 13, Self Improvement Field Trip - GSGP

GSGP - Green Spring Gardens Park, Alexandria

St. Louis Camera Club Trip To Norway

Mike Rudman of the St. Louis Camera Club has put together a photographic trip to Norway which will depart June 29 and return 3 weeks later on July 20. The trip is essentially an updated itinerary that the famed photo tour company "Thru The Lens" used many years ago. The tour has been updated in a num-

ber of ways and now includes a ride on the Myrdal to Flam train which is one of the world's most beautiful train rides.

Go to: <http://www.stlcameraclub.com/pdf/2006-Tour-of-Norway.pdf> to download the PDF file of the itinerary.

Additional information is on the web site at:

<http://www.stlcameraclub.com/What-Is-Happening.php#norway>

Mike Rudman's cell phone is 314-276-3153 and you can e-mail him at: mrudman@worldnet.att.net

I took the Thru The Lens tour in 1974. Some of you may remember **Floyd Norgaard** who led many TTL tours. I have never been on a better tour. Mike has led photographic tours for the St. Louis Camera Club for more than 15 years. His tours are known for their economic pricing, photographic opportunities and great times.

St. Louis Camera Club membership is not required for traveling with the tour. I would have signed up for the tour, but lucky me will be at home getting ready for the closing date of the 2006 PSA exhibition.

Wade Clutton, FPSA

Tom Hady thady@att.net
PSA Rep

Past NVPS member

Dr. Ray Bond (ex USAF) Dies at 72

Raymond T. Bond, 72, a retired Alexandria dentist who served as a Captain in the USAF, died Jan. 6, 2006 at the Goodwin House in Alexandria, VA. He

had dementia. Dr. Bond was an 11 year member of NVPS from 1991 to 2002. He was always friendly and liked attending the Programs and Competitions.



Dr. Ray Bond

Next Competition Judge

Mar. 21, 2006 Competition Judge - Gary Landsman.

Gary Landsman has been shooting images for over 20 years. Experienced in working with the limitations of difficult environments and sensitive situations, Gary has captured images of open-heart surgery, helicopter transport, sensitive scientific research and the warmth of relationship between doctor/patients.

Experience includes work with government agencies including the Federal Bureau of Prisons and the President in the Oval Office; both situations requiring extreme awareness. The element of every project is carefully weighed and evaluated. Each situation requiring solutions to logistics and technical photographic issues is carefully and skillfully managed.

His clients refer to Gary as a photographer that warms with all of his subjects and clients while creating images that are captivating. Gary's extensive experience includes shooting still life subjects from food to full scale interior architecture as well as corporate and advertising lifestyle. Understanding the needs of the project while making the situation professional and comfortable for clients are what really makes working with Gary so easy. There will be no dinner with the judge prior to the competition.



Members' Activities

- **Josh Taylor** is presenting the March program for the Gaithersburg Camera Club.
- **Ed Funk** did the judging for Bowie-Crofton Camera Club in February.
- **Fred Siskind** had a photograph titled "*White Storks and Acacia Tree*" included in Nature's Best 100 Best of the Best 10-Year Anniversary Collection.
- **Mary Ann Setton** had a series of photos published in the February issue of the élan Magazine accompanying an article about The Metropolitan Chorus. Mary Ann is also a soprano in this chorus.

Competition News and Reminders

New competition rules were passed on Apr. 5, 2005 and go into effect starting with the Sep. 2005 competition. The new rules are available for review on the NVPS web site. The Competition Theme Committee chose competition themes for the next two years. These competitions will be timed competitions, where the original image capture must have occurred within 2 years of the competition date. Please note that extra effort has been made by the workshop and field trip chairpersons to coordinate their activities with the upcoming competition themes.

Themed Competitions in 2005-2006

Close-up/Macro - Images that result from the use of close-up lenses, macro lenses, close-up rings, etc., where the full image represents an area of 10" X 15" or smaller in the "real world". (Competition May 2006)

Themed Competitions in 2006-2007

1. Motion - An image that depicts motion, action and/or movement using different photographic techniques, like slow shutter speed, panning, zooming, stop action, etc. Water may NOT be the main subject of the competition.

2. Abstract - Abstracts are the poetry of photography, free verse written in color and tone, producing poem of mood, feeling, and emotion. Abstracts are characterized by designs depicting no immediately recognizable object.

3. Reflections - Images that include the use of reflections including in water, buildings, mirrors, glass or any other reflective material.

For a good competition experience for all, please follow these guidelines:

All competition submissions MUST be checked in before 7:45 PM (earlier is better) to assure your photos are included in the competition. Mats for prints can be no larger than 20" vertical x 40" horizontal, and must not fall apart, or have any potential to damage other prints. Mark slides in the lower left corner with an easily seen spot to indicate how the image should be projected, and put your name on the backside of the slide mount. Refrain from making comments & turn your cell phones on vibrate during a competition class, or any other meeting. It is the responsibility of the entrant to bring all doubtful or questionable entries to the attention of the Vice President for Competitions before a competition begins.

Competition Results Feb. 06

Novice Monochrome

1st	Ursy Potter	Street Scene
2nd	Susan Breen	Hiding her Knee
3rd	Keith Lamond	Elegant Notes
HM	Camille Lamoureux	Keeping My Composure
HM	Evelyn Kuniyoshi	Blind Celloist

Advanced Monochrome

1st	Chuck Bress	Hands with Dominoes
2nd	Pat Bress	Hands & Shadow
3rd	Chuck Bress	Cellist
HM	Bill Prosser	Self Portrait
HM	Tom Brett	Plow Man



Novice Color Prints

1st	Ursy Potter	Reaching
2nd	Evelyn Kuniyoshi	Tea Ceremony
3rd	Susan Breen	Hand & Eye
HM	Phillip Moore	Holding It
HM	Laura Howell	Owl Eyes
HM	Jan Ponder	Fredy's Stare
HM	Minnie Gallman	Saw-whet Owl
HM	Willa Friedman	Memories

Advanced Color Prints

1st	Bill Prosser	The Huddle
2nd	Scott Musson	Portrait Painter
3rd	Ed Knepley	Ouch!
HM	Scott Musson	Maggie
HM	Marilyn Gaizband	Hands of Time
HM	Ken Todack	Private Eyes

Novice Slides - No entries

Advanced Slides

1st	Curtis Gibbens	Frog Eyes
2nd	Tom Brett	Mom Paints Son
3rd	Pat Bress	Man at Work
HM	A. Tannenbaum	Hand made

Enhanced Prints

1st	Scott Musson	Lightning Steve
2nd	Bill Prosser	The Mask
3rd	Ed Knepley	Kilroy

Competition News and Reminders

May's competition theme is "Close up & Macro." For the purposes of the May Competition, we will use the following definitions for Macro and Close up photography. All entries in all categories must conform to this definition and the image must have been captured, or in the case of Enhanced images created since May 15, 2004 in order to be eligible for this themed competition.

Definition: Macro and Close-up photography are defined by the ratio of the size of the image on the film or digital sensor to the size of the subject being photographed. The size of the subject being photographed is the area of the subject that is captured, not the size of the print. Macro photography requires that the size of the subject captured be equal in size or smaller than the film or digital sensor size.

Close-up photography requires that the size of the subject captured be no more than 10 times larger than the film or digital sensor size. The ratio of the size of the subject captured to the film or digital sensor size is the "in camera" ratio, and cannot be achieved by cropping and or enlarging the image by image manipulation software.

For examples and further explanation on the "Close up & Macro" themed competition, please check out the web site or the February issue of Fotofax. Also please check out **Joe Miller** and **Amie Tannenbaum's** Alliance Book #23 on Macro Photography for more help with Macro and Close-up photography.

Photographers of Northern Virginia

Guests on Fairfax Public Access Channel 10 for the following weeks in March will be:

Mar 06 - Ed Knepley

Mar 13 - Tom Hady

Mar 20 - Camille Lamoureux

Mar 27 - Oksana Khadarina

Each program is shown four times during the week - Wed at 12:30 p.m. and 7:30 p.m., Fri at 9:30 a.m., and Sat at 8:30 p.m.

Luella Murri, Host

703-256-5290

luellamurri@aol.com

Workshops

Thursday Mar. 16 Black Light Photography Workshop

Our March workshop will cover techniques and equipment for Black Light photography. **Tom Brett**, who has won many competitions with his black light photographic images, will lead the workshop, and share his knowledge, techniques and images.

He will answer your questions and provide inspiration for your own photographs. If you'd like to learn how you too can capture great black light images, then the workshop is a perfect opportunity.

I'm sure you will find this workshop instructive and helpful. Time is Thursday, Mar. 16 at 7:15 P.M. for meet & greet, 7:45 for the presentation. Location is the Fairfax County Government Center, 12000 Government Center Pkwy, Fairfax VA 22035-0011; Conference Center meeting room number 7. Questions - Call or e-mail **Fred Chitty, NVPS Workshop chairman, 703-493-8530, chittyfc@bp.com**

Horizon Annual Photography Summit: May 5, 6, 7

Steve Gottlieb, Director
Horizon Photography Workshops
 98 Bohemia Ave. . P. O. Box 9
 Chesapeake City, MD 21915
 (410) 885-2433
<http://horizonworkshops.com>



Digi-Pixart Display in March

It is not too soon to think about displaying your prints at Digi-Pixart for the month of March. Space is limited to about 15 framed prints. Anyone interested in displaying, please contact:

Polly Terriberry
Events Chairperson
 703-491-2074
stonebridge341@comcast.net

Acrey Workshops

Whether you're an experienced professional or amateur, Acrey's Photographics has the longest running "Yellowstone in the Winter" photographic expedition available today. (Advertising in Shutterbug, Photographic, and Cowboys and Indians magazines)

Yellowstone Park is consistently placed in everyone's short list of places to go in Winter for photographers. Jack Acrey has been conducting this expedition on snowmobiles, and now snow coaches for almost 30 years.

We have a few spots left, and would be pleased to have you join us. Due to deadlines we have to meet, we need to know your intent now, and your reservations now. Complete schedule, details and terms located on www.Acrey.com

APRIL
 NEW
 Southern Arizona Photographic Expedition
 Apr 23-29, 2006

MAY
 Yellowstone In The Spring Photographic Expedition
 May 21-27, 2006

JULY
 REVISED
 Oregon Coast Photographic Expedition
 Jul 16-22, 2006

SEPTEMBER
 Grand Tetons Photographic Expedition
 Sep 10-16, 2006

OCTOBER
 Monument Valley Photographic Expedition
 Oct 01-07, 2006

James Bland
Acrey's Photographics
 865.406.9572
 512.206.0355 fax

www.acrey.com
james@acrey.com



Field Trips

Great Smoky Mountain National Park – Apr. 20 – 23, 2006

Motel: Comfort Inn Parkside, 7824 E Lamar Alexander Parkway (along US-321) in Townsend, TN 37882 - Phone: 1-865-448-9000

Meeting Time: Thursday evening at 7:30 p.m. in the Comfort Inn Parkside lobby

NOTE: The second portion of this field trip will be held May 20 at Joe Miller's "Center for Photographic Art. Joe has graciously offered to discuss photography as art using the images in his "Permanent Collection" as examples and to critique images made during this field trip.

The Great Smoky Mountains N.P. (GSMNP) is America's most popular national park. It sits atop one of the oldest mountain ranges on the planet. The "Great" in the park's name refers to its diversity – extremes of climate, abundance of plant life, and plethora of animal life. Coupling this with the park's rich cultural history and its natural scenic beauty, results in a wonderful place to make a few images.

When the park was formed in the 1930's, to save the virgin forest from the lumberman's ax, hundreds of homesteads were purchased. Many of these have been preserved and add immensely to the park's appeal – especially its photographic appeal.

This is a very large park with much to see and do; so much so, that you could spend a month there and still only explore a small portion of the park. To spend your limited time in the park wisely, I strongly suggest some advanced planning – check out GSMNP web site, www.nps.gov/grsm, and enter "Great Smoky Mountains" into Google. Also, purchase Photo Traveler's, "Guide to the Great Smoky Mountains & Shenandoah National Parks." It costs \$15.95 and is available by calling 800-417-4680 or going to www.phototraveler.com This guide is written for photographers by photographers and outlines the photographic opportunities in the park. It tells you what there is to see, how to get there, and at what time of day to be there for the best photo opportunities. This is an extremely valuable resource for maximizing your time in the park and I strongly urge you to purchase one. Don't leave home without it.

We will be staying in Townsend, TN at the Comfort Inn Parkside along US-321. I have reserved a block of 15 rooms at a reduced rate of \$44.95 for Thursday night and \$53.99 for Friday night and also Saturday night. The room price includes a continental breakfast from 7:00 a.m. to 10:00 a.m. When you call, be sure to let them know you are with NVPS to obtain the discounted rate. These rooms will not be held after April 13, so make your reservations early. Other places to stay are the Highland Manor Inn (1-865-448-2211) and Dock's Motel (1-865-448-2234).

We will gather at 7:30 p.m. in the Comfort Inn Parkside lobby to go to dinner and discuss Friday's activities.

The quickest route to Townsend, TN is to go west on I-66, south on I-81, and west on I-40. When you reach Exit-407 on I-40 at Kodak, TN follow TN-66 south, which quickly becomes US-441. When you reach Henderson Springs, TN follow US-321 west to Townsend. It's only 493 miles, so plan on a 10-hour drive. Be sure to have good maps with you and plenty of snacks. You can sign up at club meetings, e-mail me at pwsimmons@msn.com or call me at 703-912-4862.

Paul Simmons, Field Trips Chair





NVPS member Greg Gregory

For long-time members who are friends of Greg Gregory we wanted you to have his contact information in case you'd like to phone him, e-mail him, or write him a letter. (letters are those old things we use to do before we had e-mails) This Editor will probably be visiting with him soon.

Greg Gregory, William Hill Manor, 501 Dutchman's Lane, Rm#211, Easton, MD. 21601. 410-822-2785. His e-mail address is: ewgii@goeaston.net

Please!

During all NVPS meetings please TURN OFF all cell phones or put them on vibrate/no ringer. This is very rude and annoying for phones to be ringing during a presentation.



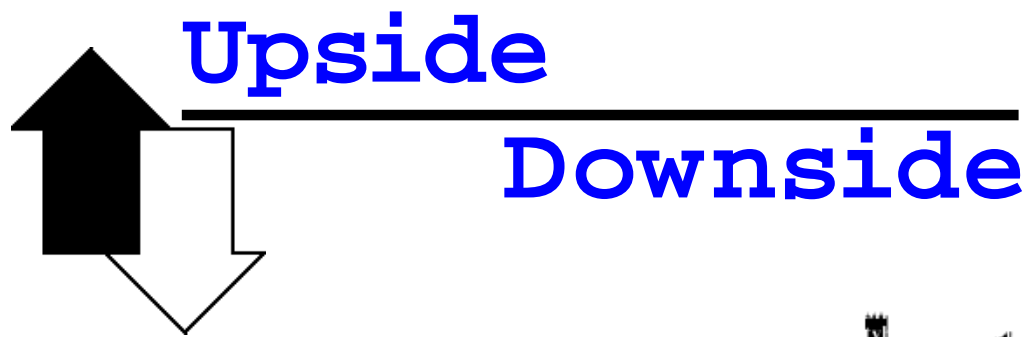
COLOURS

different ideas



*“old style bathtubs”
...who says Fotofax isn’t
a clean newsletter?*



**Dear Editor,**

This is in response to the "Are Camera Club Competitions Needed?" article of the January Fotofax. I was also fortunate enough to attend **Joe Miller's** "Photography as Art" workshop. This indeed was an invigorating, challenging and beneficial workshop. Certainly one of the best I've ever attended. It was a great positive experience which made me feel good about the images I had created, and how hard I worked on capturing them.

I also feel that some of the critiques' that I've attended over the last couple years with NVPS, particularly those with **Sherwin Kaplan, Ed Funk and Joe Miller** were great learning experiences. I truly think that what I learned in the critiques and workshops were as valuable as anything I've learned at a competition.

In fact with the wealth of experienced members at NVPS I dare say that many of them are better judges (or critics) than many of the judges we've had on competition night. However in competitions when we've had really good judges, I've found it also to be a great learning experience. I find in many cases I learn as much from judges (or critics) discussing other peoples work as I do my own.

I feel a balance of Critiques, Workshops and Competitions make for a great Photography club experience. I do feel however there is currently too much emphasis on "competition" in camera clubs. I would much rather see the emphasis on learning, in workshops, critiques and in competitions.

Still competition night is a fun night for many members, including myself and I do think they are a needed, fun and popular event. I wouldn't want workshops to totally replace competitions, but I would love to have more of them and more critiques especially by the excellent photographers that are member of NVPS, NOVACC & perhaps local professionals too.

Are camera club competitions needed? Yes, but we do need more emphasis on workshops and critiques.

Scott Musson, Co-VP of Competition

Letters

An Open Letter to Competitions Committee:**Dear Sam Schaen,**

Since you were on the committee recently that worked on the rules changes I thought I'd address this to you as you may be on the next rules committee for more changes. Feel free to pass this onto anyone else working with you on rules changes. This note is not about the quality of the judges, this is about the quantity of the time taken to do it.

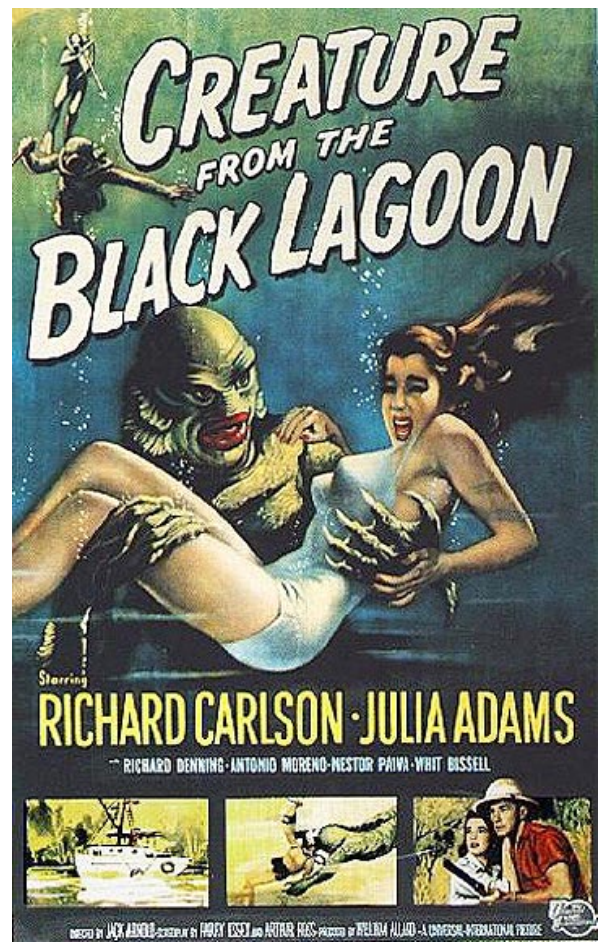
After watching the competition tonight (Jan 17) we were still finishing on the prints at 10 p.m. when I had to leave. We still had slides to do. When we were in the Washington Gas Light Co. bldg they asked us to wrap things up around 10 p.m. even though we sometimes went past 10 p.m. at times.

We are a large club, have many members competing and too many entries possibly. If we have to, we may have to cut down on the number of entries from each person. I think it's two entries from a person in any number of categories. We may have to consider one entry in any category. We also will have to tell any judge to not spend more than 30 seconds on any entry. I'm guessing the Jan 17 competition didn't finish until 10:30; am I right?

Having too many categories is not the problem. We may have to get the entries down in order to get out at a reasonable time. We could also consider doing NO announcements on competition nite. We could start immediately into the competition. For me, hearing announcements that are printed in the newsletter is not needed; they have them in writing; why say them aloud? We have to shorten these competitions in time length. I assume many would agree.

Editor

the Nostalgia Movie Posters



Note to Fotofax Readers:

The following is an abridged version of an article that Henry Ng wrote for "Double Exposure," the newsletter of the Mid Atlantic Chapter of PSA. Since NVPS is moving toward projected digital competition, I thought you would find it useful as a description of the way digital competitions work elsewhere. Besides, some of you may want to take Henry's suggestion and try international exhibitions. Henry is an outstanding photographer, an experienced exhibitor and was Vice President of Silver Spring Camera Club.

**Tom Hady, PSA Representative
NVPS (thady@att.net)**

"Digital Image International Exhibitions of Photography By Henry Ng, PSA MAC Vice Chairman"

Digital Image International Exhibitions of Photography (or some call them "Salons") started about 4 to 5 years ago. Instead of sending your prints or slides as for the regular International Exhibition competitions, you mail/e-mail your digital images for the digital exhibition competitions. The last two years, there has been an explosion of new digital image exhibitions, and more people enter them each year.

How do you enter such an exhibition? I will use the 2005 Tropical Image Exhibition as an example:

1. The 2005 Tropical Image Exhibition has two sections: Color General and Color Creative. A maximum of four images is allowed for each section. The required maximum horizontal dimension for each digital image is 1024 pixels, and the maximum vertical dimension is 768 pixels. The images must be in JPEG format and the image size must be under 350KB. This sizing can be easily done by setting the image size in Photoshop or any photo editing software.

2. Name the digital file according to their convention. For the 2005 Tropical Digital Exhibition, the electronic file name for each image is as "surname-X-###-YZ.jpg" where surname is the Family name; "X" is the first character (initial) in your given name, ### are the last four digits of your phone number; Y is the Section letter (A, B) and Z is the image number (1-4) of the entry.

For example: my four images submitted in Color General (Section A), by Henry Ng, Phone No. 301-460-3155 were named as follow:

NG-H-3155-A1.jpg
NG-H-3155-A2.jpg
NG-H-3155-A3.jpg
NG-H-3155-A4.jpg

3. I sent the 8 digital images as an e-mail attachment to the Exhibition Chairperson. The images can be sent one at a time or in groups.

4. After e-mailing my eight digital images, I logged onto their website and filled in my personal data in its online entry form. I filled in the title for each image corresponding to its file name, then hit the "Submit" button.

5. Then I hit the "Pay Entry Fee" button to pay the entry fee online by credit card or by PayPal. Shortly afterwards, a confirmation e-mail from PayPal arrived to acknowledge my payment. Alternatively, you may send a personal check for the entry fee by mail.

These were the steps necessary to submit my eight digital images to the 2005 Tropical Image Exhibition. All of these were accomplished online in the comfort of my own home. No need to pack my pictures and run to a nearby post office as done for the regular International Exhibitions. Also, the status of the entry fee and the digital files received by the Tropical Image Exhibition were listed in their web site. So the next day, I logged in the "Status List" on their website to confirm that all eight digital image has been received without problem and that my entry fee had been paid.

If there is any problem in receiving the digital images or the digital images do not meet the requirements, the exhibition will post a message on their web site so you can re-submit your images. It was good to be able to confirm that my pictures were received safely. On the judging day, each digital image will be projected on a screen at a resolution of 1024x768 set to 16.7 million colors, for scoring by a three-judge panel.

In each section, the entrant's four images will be distributed throughout four rounds of judging, just like any regular color slide International Exhibition competition. After the judging, acceptances and awards will be listed on their website and a report card will be e-mailed to each participant. A Salon CD, with the salon catalog and the images of all the award-winning and accepted pictures, will be sent to each participant at the conclusion of the exhibition. You can also download the salon catalog online.

(continued on page 18)

For Sale Items

- **For Sale** - Nikon F100, excellent condition, like new, used very little \$850. Bogen Tripod, heavy duty. \$100 or best offer. Minox EC, worlds smallest camera \$250.00 - Tokina Doubler, \$75. Iomega Foto Show, Digital Image Center, \$50. E-mail to **Lucille Renola at: LRenola@aol.com**
- **For Sale** - Bronica 645 ETRS medium format camera, mint condition with one magazine back, 75mm normal lens. Can be had with or without an AE II metering prism. This camera provides large negatives for great 20"x24" prints. The price can vary from an older unit to a newer unit. Contact: **Erwin Siegel at: 703-960-6726.**
- **For Sale** - Studio Dynamic dark blue backdrop for shooting portraits. It's 7x7 foot, excellent condition, and has the two stands and pole to hold it. \$350 takes all. Also: Nikon Teleconverter 2X TC200 for older non autofocus Nikon lenses, \$150. Contact: **Erwin Siegel at 703-960-6726.**
- **For Sale** - Nikon AI - 24mm F 2.8 lens, manual focus, good condition w/lens caps \$250. This is one great wide-angle lens. **Erwin Siegel**, numbers above.
- **For Sale** -EPSON Stylus Photo 2200 - takes 13"x19" print size max from sheet feed, and 13"x 44" roll; very good condition and in perfect working order. All original accessories included software with printer driver, manual, and roll paper attachment. \$330. including 9 unopened ink cartridges. More than \$100. value in addition to 7 cartridges in the printer. Call: **Otto Raggambi, 703-917-0955 or E-mail: rgmbi@cox.net**
- **For sale** - VR Nikon AF-S 24mm-120mm ED zoom lens (f3.5 - 5.6). A Vibration, Auto-Focus Silent Wave G lens for \$325. Call: **Wayne Wolfersberger at 703-476-6048 or wwolfers@verizon.net**



Exhibits

Announcing a Display Opportunity at Hendry House

Beside hosting a photographic display in Nov. 2006, Hendry House is also having a Craft Fair Dec. 9 – 17, 2006. Besides offering craft items for Christmas shoppers, **Sharon Casey** is requesting photography and art to be sold at the fair. There is a \$30.00 fee to display. The craft fair will be open weekends and during the week it will be open from 4:00 to 8:00 p.m. for evening shoppers. If you are interested in displaying at the fair, please call **Sharon Casey** at 703-2437 for info. The reason for this announcement being put out so early is to gauge the early interest in the Fair.

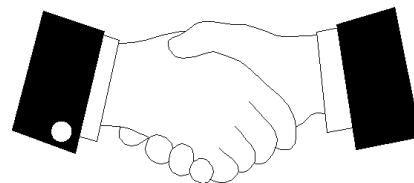
Polly Terriberly, Exhibits

Forums

No info on Forums at publication deadline.

Welcome New Members

Please welcome new members of: **Robert Neff, Hugh Calkin, Chip Hultman, David Sessa, John Korb, Sharon Davidson, Daniel Schreiber, John DeWald, Amy Troppmann, Keith Lamond, Lea Bellas, Shawn McNulty, Nick Bournas, Beau Harbin, Frank Christian, and Susan Larson...**wow, what a crowd!



NOVACC - The Alliance

Loudoun Photography Club

Contact: Lisa Duncan at (703) 725-2931 or LoudounPhotoClub@cox.net
 Website: www.loudounphoto.org
 Meetings: Held on the 1st Tue. at 7:00 pm at the Ashburn Library, 43316 Hay Road, Ashburn, Va., or Eastern Loudoun Regional Library, as indicated. No information provided for March 2006.

Manassas Warrenton Camera Club

Contact: Andrew Jezioro (703) 361-8542 or ajezioro@comcast.net or Website: www.mwcc-photo.org.
 Meetings: Held on the 1st and 3rd Thur. at 7:30 pm, Manassas City Hall, Old Town Manassas, or as indicated.
 Program: March 2, Digital Workflow and Color Management presented by Elliot Stern
 Competition: March 16, Theme: Still Life with judge <td>

McLean Photography Club

Contact: Bruce Copping at (703) 725-9331 or FotoClub@aol.com Website: www.mcleanphoto.org
 Meetings: Held on the 2nd Wed. at 7:30 PM (meet & greet at 7:00 PM), at the McLean Community Center, or as indicated.
 Program: Wednesday March 8, 2006: Fred Siskind on Macro Photography of Insects
 Competition: none Workshop: none
 Field Trip: Saturday March 25th: Cherry Blossom in DC. Meet 9:30 AM at McLean Community Center or 10:00 AM in DC
 Forum: none

Reston Photographic Society

Contact: Ellis Rosenberg at (703) 855-4008 or erosenberg@cox.net or Walt Lawrence at (703) 757-6762 or waltlawrence@cox.net - www.leagueofrestonartists.org
 Meetings: Held at 7:30 pm at RCC at Lake Anne (NOTE NEW LOCATION) Program: Members Showcase

Vienna Photographic Society

Contact: John Connell at (703) 352-8790 or john@johnsfineart.com or Warren Standley at (703) 979-3838 or VPSEditor@verizon.net. Website: www.vps-va.org
 Meetings: Held on the 1st and 3rd Wed. at 7:30 pm in the main lecture hall of the Thoreau Middle School, 2505 Cedar Lane, Vienna, VA. Program: Wed (3/1) at 7:30 pm. Joe Miller. "What's wrong with this photograph?" Images that didn't quite work and how to "fix" them. Competition: Wed (3/15) at 7:30 pm. open (unthemed) competition with Dee Malany (Positive Image) as judge. Field Trip: Venue <tba>. For more information, contact William Kyburz (wkyburz@cox.net) or Mary Jane Fish (FishesFotos@aol.com).

Snow Policy For Meetings
 In case of snowy or icy conditions, NVPS follows the closing schedule for Fairfax County Public Schools as announced on TV and radio stations. If schools close early or cancel night activities, we do not meet that night. If in doubt, call a Board Member or check the website of: www.nvps.org



Slide Film Photography Support Group by Joe Miller

If you've become troubled by the dwindling number of slide entries at your camera club, upset by the demise of unmanipulated images in your photographic life or saddened by the disappearing discipline necessary to create and capture images in-camera, then worry no more! Your concerns and complaints have been heard, and help is on the way! Find relief, encouragement and shared interests in a newly formed all-slide (no prints) support group.

Meetings will be on the **First Monday** of every month at the **Joseph Miller** Center for the Photographic Arts. For further information/questions, please contact **Joe Miller** at: furnfoto@aol.com or phone (703) 754-7598.

Erie Color Slide Mounts

A number of members asked about remounting slides, say for sandwiching two slides together, or masking out parts of an image. One such slide mount is the Gepe mount. This is available from most camera stores. For masking, you would use a very thin silver mylar tape. Another mount is the Erie Slide Mount. These mounts come with a template with different sized masks which you can hold over a slide and determine how much masking you need. The masks are round-cornered or square. The mounts and masks are available from **Erie Color Slide Club Inc, PO Box 672, Erie, PA 16512-00672**. Their e-mail address is: **colorslide@verizon.net** and their phone is: **814-864-5741**.

We've recently contacted them to find out if they're still in business. They responded "yes they are" and also gave me the contact name of: Paul H. Hackenberg at 2921 Ellsworth Avenue, Erie, PA. 16508. Use the primary mailing address in the previous paragraph but this one is an alternative address for your records. This is obviously a small business probably run out of his home. They've been doing business for many years.

Fairfax County Photo Teaching Job Now Open

I plan photo classes for Fairfax County Adult and Community Education. We have a nice selection of photo classes in several parts of the county but have been unable to offer anything in the south county location due to lack of instructors. Therefore I am looking for any club member who might be interested in teaching at West Springfield High School or at Bryant Adult Center. Right now, our students are interested in digital photography.

Currently we offer a 3 week "Digital Point and Shoot" class (9 hours); a 5 session "Digital Camera Photography: The Basics" class(10 hours) and a 6 session "35mmSLR or Digital SLR" class (18 hours).

Our program is part of the Fairfax County Public School system, so instructors must complete a standard application form. We pay \$21.00 per contact hour for the classes. Interested persons may call: **Elaine Hawes at: 703-227-2261** or you may e-mail her at: **elaine.hawes@fcps.edu** - We are also always interested in new class ideas.

Sponsors of the Meadowlark Exhibit 2006



PENN CAMERA
Your Hometown Digital Solution Center

Six Locations

840 E St. NW Washington, D.C.	Marshall's Square 8357 E. Leesburg Pk. Vienna, VA	Laurel Shopping Ctr. 352 Dornier Ave. Laurel, Md.
1015 18th St. NW Washington, DC	Springfield Commons 6699-D Frontier Dr. Springfield, VA	Federal Plaza 12266-F Rockville Pk Rockville, MD



Ace Photo, Inc.
46950 Community Plaza
Sterling, VA 20164-1814
703-430-3333



Note To Members on E-mails:

For those who get a hard-copy mailing of the newsletter for the additional \$15 fee: if we don't have an e-mail address on you, then you are NOT getting last minute notices, changes, and cancellations of events. Since the online newsletter comes off the master list of names, you'd also receive it but could delete it if you don't wish to have it. The hard-copy would STILL come to you in the mail. I'd also like to encourage you to switch to the online version, save the \$15 and receive it sooner than the mailed ones. The online version has many graphics and photos in color. Xeroxing of them entails one trip to the printer that would be nice to eliminate.

(continued from page 14)

Having participated in both regular International Exhibitions and the Digital Image International Exhibitions, below are the positives and negatives I have found of Digital Image Exhibition, versus a regular International Exhibition:

Positives:

* Never run out copies of your images: If you want to participate in many International Exhibitions which are held near the same period of time, you would need to make many prints or slide duplicates. It typically requires 3-4 months for one set of pictures to return from one International Exhibition. But with Digital Image Exhibitions, you simply send another copy of your digital image file to the next exhibition, as needed.

* Cheaper: For entering digital image exhibitions, there is no mailing cost, no need to buy packing materials (envelopes, slide boxes, mats, etc.), no need to make duplicate slides, and no need to make prints.

* Less time: You will save a lot time, since you do not need to make and pack the slides or prints for mailing, and no need to run to post office to mail them. You can submit your images and entry form online in the comfort of your home. (Note: there are a few exhibitions that still require you to put your digital images on a CD and mail it to them).

* More reliable: Each exhibition provides a "Status List" for participants to check their submitted images online. This capability eliminates the risk of missing the exhibition if your pictures are lost in mail. If the images are not received, you can find out shortly after submission and can resend the images prior to the close date.

* More flexible: You can wait until the last hour to submit your images online. No need to mail your pictures well in advance; no need to rush to the post office to mail your package before it is closed.

* More enjoyment & more opportunities to learn: Due to the high publishing cost, regular International Exhibitions can afford to put only a limited number of winning and accepted pictures in their catalogs. Since digital image exhibitions already have the digital image of each picture, they all issue a CD, which includes the digital images of all the award-winning and accepted pictures. The more opportunity you have to view and study others' good work, the more you can learn and improve your skills.

Negatives:

* Weak Color Management: With the current state of technology, each digital projector projects slightly different colors for the same digital image. There is little or no color management done for most digital projectors. Therefore, the digital image projected for judging may not produce the same color and contrast you expect. There is no way for you to control the color of your images during projection judging. This shortcoming may reduce the scores of your picture if their color is off when projected.

* Weak image resolution comparison among different images: Most digital exhibitions limit each digital image size to under 350KB, with the longest side not more than 1024 or 769 pixels (the only exception is the Austrian Super Circuit, which requires the participants to submit a very high resolution image). With a small image size and low resolution, it is difficult to compare the difference between a super sharp/highly detailed image and a moderately sharp image, unlike prints or slides, when you can easily see the differences.

As the technology advances and matures, these negative issues should diminish. I just learned that there are now some commercial color management tools available for calibrating the digital projectors. But they are too expensive at this time. Prices should come down, making it affordable to calibrate every digital projector.

Participating in a digital exhibition is extremely easy. Those who have switched to a digital camera and complain it is too hard to provide slides for competitions can use digital images directly.

Try it! I think you will like it.. You can find the information for many upcoming Digital Image Exhibitions in the PSA Journal every month, or at <http://www.psaexhibitionstandards.com/Exh-Listings.php>

Article submitted thru Tom Hady, NVPS PSA Rep



NVPS Chairpersons who send material to the Editor should also send it to our NOVACC contact: Corey Hilz and to the Website Mgr Ed Funk at the SAME TIME. Chairpersons are: VP Programs, VP Competitions (judges name), Workshops person, Field Trips person, Forums person, and Members' Gallery. Corey's e-mail address is: corey@coreyhilz.com - Ed Funk's is: ed@edfunkphotography.com - Please do not "BCC" (blind carbon-copy anyone). Only use the "send to" at each addressee so we'll know it was sent.

Editor

NOTE on Downloading Fotofax:

When having problems downloading the pdf of the newsletter for Windows users:

Go to : Tools, Options, Security, where you might see a "Do Not Open - May Contain Virus" which was checked. Uncheck it and now everything should work fine.



Hard Copy Mailing Increase in Sep 2005

At the January 2005 Board meeting the Board voted an increase on the hard-copy mailing of Fotofax from the current \$10 to \$15 to cover increased xeroxing and postage. It currently costs \$ 1.60 to xerox and mail each newsletter to 25 people. This increase is effective at Sep 2005 on new dues. We'd would like to encourage anyone who receives the newsletter in hard-copy to consider receiving it by e-mail. If you have a computer it is NOT difficult to receive it in PDF file format. All you need is the Adobe Acrobat Reader to open it, and that is FREE, and comes with many new computers or you may download it from the site of www.adobe.com

THE MENTORS Program

The following NVPS members have volunteered to serve as mentors to help us all become more proficient in particular areas of photography. If you are having a problem in a particular area or just want advice (e.g., What film should I use? What's a good lens for this type of photography?) give them a call. They'll be happy to help.

- Digital Darkroom - **Bill Prosser** 703-821-2670
- Digital Darkroom - **Mary Ann Setton** 703-658-7122
- B&W Printing - **Tom Hady** 703-569-9395
- Color Prints from Slides - **Frank Mertes** 703-620-9382
- Infrared Photography - **Carla Steckley** 703-476-6016
- Polaroid Transfers - **Zanne Tillman** 703-461-0369
- Color Slides - **Sherwin Kaplan** 703-941-1145

If there are any other people who would like to add their names and a specialty item, contact the **Editor**. This gives new members a chance to get answers to their questions.



For Help

Pick up a set of binoculars and use them to better see the print competition. From the back of the room, you'll be "right up front" on competition night.



Editor





Note:

Many members will label a print or slide with a very long title and in printing it WILL NOT fit within the text column even in a small 9 pt. type. The Editor then has to shorten the title. If you would put shorter titles on the entries we would not have to shorten them. Some titles are so long we had to say something.

Erwin A. Siegel - Fotofax Editor
5840 Cameron Run Terrace #903
Alexandria, Virginia 22303
703-960-6726
e-mail: NVPSeditor@aol.com

NVPS website: www.nvps.org

First Class Mail



Things To Do

- **“The Way We Worked”** - explores the history of labor in America, with an exhibition of photographs of folks at work drawn from the huge collection of photographs socked away in the government’s attic. The show is now thru May 29, 2006 at the National Archives. Call 866-272-6272 for hours and building location.
- **“Photo2006”** - Now through Apr. 1 the annual juried exhibition includes works from professional and amateur photographers from VA, MD, West VA, and Washington, D.C. Curated by **Michelle Delaney**, an associate curator for the Photographic History Collection of the National Museum of American History, Ellipse Arts Center, 4350 N. Fairfax Drive, Arlington, VA. FREE. 703-228-7710.
- **“St. Patrick’s Day Parade”** - on Sunday, Mar. 12, on along Constitution Ave. N.W., Washington, D.C. and features dancers, bagpipers and marching bands saluting Ireland and all things Irish. It’s from 7th to 17th Streets. 202-619-7222.
- **“Ringling Bros. and Barnum & Bailey Circus”** - Acrobats, animal-trainers and clowns perform in three rings. Mar. 21 - 26 at the D.C. Armory, 2001 East Capitol Street, S.E., Washington, D.C. The armory in next to the old RFK stadium. 202-397-7328.
- **“Maryland Day Festival”** - Historical reenactments, music, crafts, militia drills and other activities mark the 372nd anniversary of Maryland’s founding. Mar. 26 at Historic St. Mary’s City in St. Mary’s County, MD. 800-762-1634.
- **“Smithsonian Staff Photo Contest”** - More than 30 willing entries from the 2005 Smithsonian Staff Photo Contest go on display at the International Gallery of the Smithsonian’s S. Dillon Ripley Center, 1100 Jefferson Drive, S.W., Washington, D.C. now to Apr. 20, 2006. 202-633-1000.
- **“Reflections from the Heart: Photographs by David Seymour”** - A survey of the career of one of the pioneers of small-camera photo-reportage takes place Mar. 18 to Jun. 4, 2006 at the Corcoran Gallery of Art, 1700 New York Ave., N.W., Washington, D.C. 202-639-1700.