



Fotofax

The Newsletter of the Northern Virginia Photographic Society

Monthly Program Dec 7

“Winter Photography” with John Stier

What could be more fitting in early December than a “Winter Photography” Program? That’s what **John J. Stier** will present on Tuesday, Dec. 7. He will inspire us to keep shooting through the Winter months by providing helpful tips on how to prepare for cold weather and snowy conditions.

His slides will show how he has applied his Winter photography expertise to city snow scenes, icy abstracts, moonlit snowscapes, wonderful shadows, and spectacular landscapes. The locales of the images include area lakes and streams, Canadian Rockies’ back country, Colorado ski towns, distant Norway, and the Yellowstone wilderness.

John and his wife, Barbara, are avid cross-country skiers. It is his love of skiing that provides the opportunities to photograph these beautiful and often remote settings. Originally a native of Florida, Stier is an accomplished photographer residing in Columbia, MD. His publishing credits include Peterson’s Photographic Magazine, and the prestigious Stephenson Calendar, BlueRidge Country Magazine. He has also been published in textbooks and newspapers, including the Baltimore Sun. There is an article on him in the current Dec. issue of Popular Photography magazine.

John has won numerous awards in local and national competitions. They include First Place Photography in the Nov. 1992 Art League Member Show (Torpedo Factory); Grand Prize Winner in the April 2003 Apogee Photo Magazine “Winter” contest.

Please note I have picked a different restaurant to accommodate our speaker who is driving from Columbia, MD and expressed a strong preference for avoiding Tysons Corner traffic during rush hour. We will take John to dinner before the meeting at 5:45 p.m. at Uno Chicago Grill, Gate House Plaza, Falls Church (near intersection of Route 50 and Gallows Rd.) From the Capital Beltway (I-495), take Gallows Rd. exit, turn left at light at Gatehouse Rd., then left into Gate House Plaza. If you'd like to join us, please call me at **703-971-7773** or **e-mail by 6 p.m. Monday Dec. 6.**

Alice Starcke, VP Programs
astarcke@cox.net

Inside

Competition Results	Page 3
Workshops	Page 4
NOVACC - The Alliance	Page 4
Meadowlark Exhibit	Page 5
Members Spotlight	Page 7
COLORS/different ideas	Page 9
For Sale Items	Page 11
Field Trips	Page 15
Things To Do	Page 16

NVPS Calendar

4 Dec	Field Trip
7 Dec	Program
14 Dec	Workshop
17 Dec	Fotofax Deadline
21 Dec	Competition
00	No Forums
00	No Members Gallery

“Your PSA Award Winning Newsletter”

*All meetings start
 at 7:45 p.m.*

“The aims of the Northern Virginia Photographic Society shall be the enjoyment, mastery, and furtherance of photography through cooperation, effort, and good fellowship.”

NVPS Executive Board

Elected Officers:

President	Carl Zelman	703-404-4769
VP Programs	Alice Starcke	703-971-7755
VP Competitions	Marilyn Gaizband	703-560-8365
	Sam Schaen	703-560-8365
Treasurer	Tom Brett	703-642-1595
Secretary/Historian	Polly Terriberly	703-491-2074
Past President	Mary Ann Setton	703-658-7122

Appointed Members:

FOTOFAX Editor	Erwin Siegel	703-960-6726
Workshops	Fred Chitty	703-493-8530
Field Trips	Ralph Edwards	703-878-2882
Exhibits	Chuck Bress	301-603-1964
Forums	Kristy Campbell	301-257-6566
Membership	Jenifer Elliott	703-931-8769
Website Manager	Ed Funk	703-971-6183
Equipment Mgrs	Glenn Bernstein	703-455-6053
	Tim Terriberly	703-491-2074
Meeting Facilities	Andy Klein	703-641-0845
Members' Gallery	Judy McGuire	703-978-3759
PSA Representative	Tom Hady	703-569-9395
NOVACC Contact	Joe Miller	703-754-7598

FOTOFAX is published 10 times a year from September through June for the members of NVPS. All rights are reserved. NVPS is a non-profit organization dedicated to the advancement of education and enjoyment of photography. NVPS is affiliated with the Photographic Society of America (PSA), The Arts Council of Fairfax County (ACFC), and the Northern Virginia Alliance of Camera Clubs (NOVACC). Reprinting an article from Fotofax is allowed as long as credit is given to this newsletter as the source.

While NVPS's FOTOFAX primarily serves to inform members of club activities, it also publishes the NOVACC events calendar and other announcements of interest to members. FOTOFAX encourages members to send in articles, .jpg photographs, activities, opinions, awards won, and Letters to the Editor. The best way to submit articles is to "e-mail" them to: NVPSEditor@AOL.COM - We welcome your articles.

NVPS is associated with:



PSA Photographic Society of America
and NOVACC
 Northern Virginia Alliance of Camera Clubs

Dunn Loring Fire Station Meeting Place This Season

As all of you know, we have lost the use of the Washington Gas Company meeting room for good. They've said there will be no more meetings allowed in their facility. However, we will be meeting in the Dunn Loring Fire Hall on Gallows Road, in Vienna, VA for the near future. Please keep an eye open for other possible meeting spots centrally located between Springfield and Falls Church. It's nice if we don't have to pay for meeting space; there must be some available. If you find a place that is of interest please contact **Andy Klein**. Directions to our temporary meeting place are:

Going north on Gallows Road, turn left just at the entrance to the fire station onto Wolf Trap Road. If driving south on Gallows Road, turn right on Wolf Trap Road. Drive about 100 feet to the back of the station and there is parking in the lot or on the street. Entrance to the hall is from the lot at the back of the firehouse. Please check out spots near your home if you're located in the areas mentioned above.

Editor

Note: All meetings start at 7:45 p.m.



E-mail Addresses of Board Members

Carl Zelman	Restoncwz@aol.com
Alice Starcke	AStarcke@cox.net
Marilyn Gaizband	Schaen@mindspring.com
Sam Schaen	Schaen@mindspring.com
Tom Brett	None
Polly Terriberly	Terriberly@sprintmail.com
Mary Ann Setton	Setton@cox.net
Erwin Siegel	NVPS Editor@aol.com
Fred Chitty	ChittyFC@bp.com
Ralph Edwards	Ralphsedwards@comcast.net
Chuck Bress	PBress469@aol.com
Kristy Campbell	Rhubarb10@aol.com
Ed Funk	Ed@edfunkphotography.com
Jenifer Elliott	FenimoreJ@verizon.net
Glenn Bernstein	GBernstein@aol.com
Tim Terriberly	Terriberly@sprintmail.com
Andy Klein	Andrew.Klein@mercer.com
Judy McGuire	JKMcGuire@cox.net
Tom Hady	Thady@att.net
Joe Miller	FurnFoto@aol.com

Next Competition Judge

Dec. Competition Judge

Ann Frederick Purcell

A former President of the Society of American Travel Writers, **Ann Purcell** has co-authored several syndicated travel photography and travel destination columns, and three travel photography books: The Traveling Photographer, A Guide to Travel Writing and Photography and Stock Photography: The Complete Guide.

Her photography is distributed worldwide through twelve traditional picture agencies and leading Internet photo agencies including: Corbis Corporation, Alamy, a worldwide internet outlet who specializes in European sales.

Her work has appeared in leading publications such as Life, U.S. News & World Report, National Geographic, Popular Photography, Copley News Service, Conde Nast Traveler and Womens World.

Ann shoots on assignment on locations in any part of the world and has done work for major advertising agencies and PR firms. She has also participated in major photographic projects for Miami and the Beaches, the St. Petersburg Convention and Visitors Bureau, the city of Norfolk, Bermuda, the city of New Orleans, the city of Rochester, the Arkansas Department of Parks and Tourism, the State of Virginia, and Luray Caverns in Virginia. She has contributed illustration to multiple guide books and has accumulated an impressive collection of captioned color slides from 69 countries, many samples of which are on her website: www.AnnPurcellTravel.com

Please!

During all NVPS meetings please turn off all cell phones or put them on vibrate/no ringer.

Time Dated Competitions

The "Rules of Competition" state that there be three (3) "Time Dated Competitions" during the year: that is, photographs taken during the past two years. September's Fotofax listed November, January and March as the time dated competitions. Please be aware of this and participate accordingly.

Competition Results

Nov. 2004 NVPS Competition Results

Judge: Dona Jones

NOVICE COLOR PRINTS

1st Place:	Ken Todack	Sin No More
2nd Place:	Emi Wallace	Lauren Asleep
3rd Place:	Gene Cheban	Face Painting
HM:	Laura Howell	Heron & Friends
HM:	Sandi Croan	Pretty Blue Eyes
HM:	Ken Todack	Persian Basket Lady

ADVANCED COLOR PRINTS

1st Place:	Chuck Bress	John Henry
2nd Place:	Kristina Campbell	Thailand Tradition
3rd Place:	Fred Chitty	Time For Rest
HM:	Tom Brett	Shoeman #2
HM:	Jan M. Van Der Meer	Swing
HM:	Ralph Edwards	Lioness Portrait
HM:	Julio Barros	Self Portrait with Bass
HM:	Lucille Renola	Lady From St. Migal

NOVICE MONOCHROME PRINTS

1st Place:	Camille Nims	Kissing
2nd Place:	Scott Musson	Laid Back Cat
3rd Place:	Diane Williams	On Target

ADVANCED MONOCHROME PRINTS

1st Place:	Chuck Bress	Mrs. D
2nd Place:	Pat Bress	Ria
3rd Place:	Chuck Bress	Girl & Cat



NOVICE SLIDES

1st Place:	Gwen Kerr	Sheepish Grin
------------	-----------	---------------

ADVANCED SLIDES

1st Place:	Chuck Cecil	Moroccan Girl
2nd Place:	Ralph Edwards	Cokeá's Hartebeest
3rd Place:	Judy McGuire	Koalas
HM:	Curtis Gibbens	Great Egret
HM:	Tom Brett	Basket Maker
HM:	Bill Von Holle	Purple Gallinule
HM:	Wayne Wolfersberger	Ground Squirrel

ENHANCED PRINTS

1st Place:	Bill Prosser	Two Faces of Bill
2nd Place:	Pat Bress	Face on Floor
3rd Place:	Scott Musson	Invisible Hero

Workshops

NVPS WORKSHOP

Dec. 14 - Bird Photography

Do you enjoy the outdoors and nature photography? Have you admired the wonderful bird photography of **Sam Schaen**. If you'd like to learn how you too can capture great bird images, then the NVPS December workshop is a perfect opportunity. Sam will discuss techniques, equipment, locations, composition and lighting for award winning bird photography.

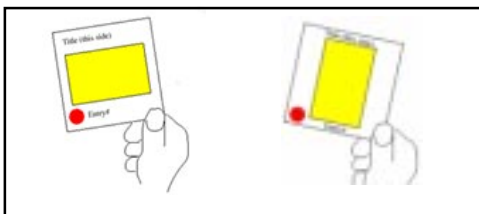
Always lovers of nature, Sam and Marilyn got their first taste of birding on a trip to Maine about 5 years ago. They have immersed themselves in both the art and technology of nature photography studying with teachers like **Jesse Cohen, Joanne Williams and Ralph Paonessa**. In addition, they have traveled throughout the U.S., to the Galapagos Islands, and most recently, to the Falkland Islands on instructional photographic tours in their hunt for new avian and nature subjects.

Sam has specialized in bird and wildlife portraiture. He especially likes capturing some element of animal behavior. I'm sure you will find this workshop instructive and helpful. Time is Tuesday, Dec. 14 at 7:15 P.M. for meet & greet, 7:45 for the presentation. Location is the Fairfax County Government Center, 12000 Government Center Pkwy, Fairfax, VA 22035; Meeting room number 8. Questions - Call or e-mail.

Fred Chitty, NVPS Workshops
703-493-8530, chittyfc@bp.com

Note: There is NO Forum or Members Gallery in December.

How To Mark Your Slides For Competitions With Dot In Lower Left Corner As Viewed



NOVACC - The Alliance

Loudoun Photography Club

Contact: Lisa Carlson at (703) 725-2931 or LoudounPhotoClub@cox.net.

www.loudounphoto.com or www.leagueofrestonartists.org
Meetings are held at 7:00 pm at the Ashburn Library, 43316 Hay Road, Ashburn, Va. on the 1st and 3rd Tuesdays.

Program: No activities submitted.

Manassas Warrenton Camera Club

Contact: Andrew Jezioro (703) 361-8542 or ajeziro@comcast.net - www.mwcc-photo.org

Meetings are held at 7:30 pm, Manassas City Hall, Old Town Manassas.

Program: No program for December at this time.

Competition: Dec. 2 (Thur)

Field Trip: Dec 4 (Sat), Snow Geese at Bombay Hook NWR <<http://bombayhook.fws.gov/>> in Delaware. Contact Jack Nevitt at: nevitt@comcast.net <<mailto:jnevitt@comcast.net>>.

McLean Photography Club

Contact: William Prosser at (703) 821-2670 or prosserwm@aol.com - www.mcleanphoto.org

Meetings are held at 7:30 pm (meet & greet at 7:00 pm), McLean Community Ctr.

Program: No meetings are scheduled because of the holidays.

Reston Photographic Society

Contact: Jim Schlett at (703) 476-6538 or rpschair2@leagueofrestonartists.org.

Website: <http://www.leagueofrestonartists.org/>.

Meetings are held at 7:30 pm at RCC Hunters Woods, rooms 3 & 4.

Program: No activities were submitted in time for publication.

Vienna Photographic Society

Contact: Dave Biehler at (703) 533-8318 or DABiehler@aol.com; Warren Standley at (703) 979-3838 or VPSEditor@verizon.net - www.safeport.com/vps.

Meetings are held on the 1st and 3rd Wed. at 7:30 pm in the main lecture hall of the Thoreau Middle School, 2505 Cedar Lane, Vienna, VA.

Program: Dec. 1 (Wed), 7:30 pm; Bill Prosser will present, A Digital Trip to Utah and the West. He will discuss how he prepares for his digital photography trips, ideas about image-making and visual design, and some of his after-trip Photoshop procedures for enhancing the images.

Competition: No competition in December. The Dec 15th time slot will be used for a members' holiday celebration.

Field Trip: No field trip this month.



Third Annual Meadowlark Nature Photography Exhibition

Feb. 11, 12, 13, 2005

NVPS is one of six Northern Virginia camera clubs that are participating in the Meadowlark Photo Exhibit that will be held in the Atrium and Visitor Center at Meadowlark Gardens on Feb. 11, 12 & 13, 2005, from 10 a.m. – 4:30 p.m. Feb. 11 is reserved for special guests. Saturday and Sunday are for the general public. The exhibit will be held in the Atrium and sponsor tables will be located in the Visitor Center. Educational programs will take place on Saturday and Sunday. A private reception for the exhibitors and their guests will occur on Saturday evening. Meadowlark Botanical Gardens is off Beulah Road, between Rt. 7 and Rt. 123, in Vienna, VA. For info visit: www.meadowlarkphotoexhibit.com

Each club is limited to 125 entries, including framed and unframed works. Although the six participating clubs can submit a total of 750 entries, only 175-200 prints can be shown at Meadowlark. This works out to be an average of about 30 per club. Table space for each club's unframed pieces will probably accommodate 20-30 prints at any one time. Limited space for framed pieces (about 5 linear feet of wall space and one floor easel per club) is available. (Metal frames should not be clip frames, but should be well constructed, such as the Nielson frame.) Any exhibit space (table, wall, or floor easel) unused by one club can be used by another club. If a club has more juried-in photos than can be exhibited on its table or wall space at any one time, that club will decide on how to rotate its members' work during the time period of the exhibit. Each club will set up its exhibit on Thursday, Feb. 11 during the late afternoon and evening. The exhibit space will be prepared prior to the set-up time.

Great Blue Heron Contest

This contest is sponsored by the Northern Virginia Regional Parks Authority (NVRPA) and will be held at the same time as the Meadowlark Photo Exhibit, in a small room at the Atrium. Due to limited space, each club may enter one photograph of great blue herons. Submitted prints must meet the same matting rules as for the Meadowlark Exhibit. Visitors to the Meadowlark Exhibit will be given tickets by which they will vote for their favorite great blue heron print. It is being decided whether entries shall be limited to photographs taken in Virginia and within the past 12 months.

Collection of Prints

Entries for the Meadowlark Nature Photography Exhibit will be collected at the Jan. 18 and 25 meetings. NVPS members can submit as many prints as they wish and should provide a list of their prints in order of preference for selection. Entries can be submitted in UNSEALED clear plastic envelopes. Any prints that do not meet the exhibition requirements (the theme and the matting/presentation guidelines) will be eliminated. If the remaining prints total 125 or less, then all the prints will be submitted as the NVPS

entry. If the total number of prints exceeds 125, the NVPS entry will be selected by taking one from each person's entry list and continuing to pass through each person's list in this manner until 125 have been selected. Thus the first pass will include each member's first preference, the second pass will include each member's second preference, and so on. Entries for the Great Blue Heron Contest will also be collected at the Jan. 18 and 25 meetings. If more than one print is submitted, the NVPS entry will be selected by a club vote at the Jan. 25 meeting.

Entries will be delivered to **Joe Miller's** studio on Jan. 28 or 29, 2005. Entries will be selected on an individual basis. For more information and to sign up for the exhibit, contact **Diane Williams (703-916-1116 or DianeWms@aol.com)** or **Brenda Bedea (703-346-6632 or brendabedea@cox.net)**

Resources for Matting and Framing Prints

The idea of matting and framing your prints is less intimidating if you know about local and mail order resources for obtaining the materials or for getting parts of the process done for you. A couple local resources for mat board are: Pearl Art Supply (located at the corner of Telegraph Road and North Kings highway) and FrameMasters (on Merrifield Ave in Fairfax). A 4-ply thickness is appropriate for mats 16 x 20 inches or smaller. Various materials can be used for the backing, including 2-ply mat board or archival (acid-free) foam core. You can also order whole sheets of mat board from various mail order sources, such as Light Impressions or Daniel Smith—however a minimum number of sheets may be required. Mat board typically comes in 32x40 inch boards, so one piece can make several medium to small mats and can be shared with others.

If you don't want to cut your own mats, you can have mats cut to your specific dimensions by local framing shops or by mail order. Light Impressions sells archival pre-cut and pre-hinged mats. Precut mats available at Pearl or other retail outlets are not a good choice because usually have a border narrower than 2 inches (which does not make the best presentation) and because, although the label says "archival," the core of the mats are not made of true archival materials.

If you cut your own mat, you will need tape, such as linen hinging tape, for hinging the window mat to the backing. Attaching the photograph to the backing

(Continued on page 12)



All photos by Mark Hyett

Mark Hyett Featured

I have a collection of snapshots that are almost as old as I am—frozen moments in time captured throughout my existence. It is an incomplete compilation filled with out-of-context images that are often faded and tattered. The people and locations contained within are sometimes unknown as are the dates. These snapshots largely tell a story of who I am and where I came from. Unfortunately, I cannot share these images with others, as they are my memories... literally.

I have another collection of snapshots that are also almost as old as I am. These also represent a random selection of people, places, and events throughout my life. Many of these images are also tattered and faded. Often, the context is no less obscure, the people no more identifiable, nor the places more familiar. However, these memories can be shared.

Often, I find it difficult to separate the two collections and the older I get, the less I can distinguish between them. Many times, I find an old photograph that I was so sure was an actual memory but was not. Other memories seem to be photos but no such photograph can be found. The two collections are so tightly intertwined together that they become one and the same. Experiences happen in an instant; memories and photographs last considerably longer.

Member Spotlight

At age seven, I started out with a Kodak 126 Instamatic camera and gradually worked towards 35mm SLR systems. In high school and collage, I spent about five years processing my own B&W film and prints until I lost access to the free supplies and darkroom.

The loss of the darkroom access and hence the loss of control over the printing process was devastating and I quickly lost enthusiasm for photography. I did not care for slides as they were difficult to enjoy on a daily basis. For a few years, photography took a backseat to graduate school and career, until I met my wife Yufen who also had an interest in photography.

After a few more years of suffering through the McPhoto labs and their mechanical processing, I discovered digital photography in the Fall of 2001. I haven't shot a roll of film since. Going the digital route gave me back total control of the printing process—something that I had in the darkroom. The ability to adjust the images (something that every photo lab

attempts to automate but never seems to get right) goes a long way towards producing the final photographs that I desire. Being able to immediately print the results is just icing on the cake. I never once missed film.

My photographic habits have changed over the years. Abstracts, macros, street photography, and architecture were all once part of my past. More recently I have concentrated more on nature and travel photography. Portrait photography is something that I am beginning to branch out into as well. In short, I like experimenting with different photographic techniques and styles.



Mark Hyett

In order to nurture the memory making process, Yufen and I

enjoy traveling frequently. During our trips, much of our time is spent on photographic endeavors. Yufen scopes out the big picture looking for photographic opportunities while I have my face pressed up against the camera working each subject extensively. And yes... I usually do carry my own camera bag.

While out in the field, there are two types of photographs that I attempt to capture: those that I might hang on the wall and those that I might place on my desk. The wall photos are the ones that are pleasing to look at; artistic attempts at imagery that end up in my portfolio. The desk photos are the ones that are pleasing to remember; pictures that end up in my family photo album and become my future past memories.

Somewhere between my past memories and my future past memories lies my present day experiences and photographs. These I share with the world at www.PhotographyByHyett.com - I hope that you will enjoy viewing them as much as I enjoyed photographing them.



Note: Dues not paid are in a past due status and makes one unable to compete in the competitions. If your dues are NOT paid please mail them to the Membership person ASAP. Names are being deleted from the mailing list now. The club needs YOU and the dues. Please take care of this matter.



How This Photo Was Made!

Photo by Erwin A. Siegel

by your Editor, Erwin A. Siegel

My friend Myke in Fort Lauderdale, Florida asked me years ago to shoot some bubble bath photos in her new condo. On the technical side, I used a manual Nikon FM2 35mm film camera loaded with a roll of Kodak ISO 400 color negative film, and shot with a 50mm normal lens. A Nikon diffusion filter was used to soften the image.

For the lights, I mounted two small shoe-mount strobes on one lite stand that holds two flashguns. I aimed both of them into the upper left corner over my left shoulder and fired them by a remote radio

slave triggered by the camera. The lights were set to manual full-power to light the whole room, and bounced into the corner to spread the light around for a soft even lighting effect. The camera was tripod mounted low to the floor and fired with a cable release at about 1/60 sec.

No F-stop was remembered. We filled the tub with warm water, poured two bottles of bubble bath in, she stepped in and we then "fixed/moved" the bubbles as needed and shot the one roll. What I like best about the photo is that it came out exactly the way I wanted it to. Pre-visualization is so much fun!

NVPS WEB SITE

Get published! We are now accepting winning images from our monthly competitions for publication on the NVPS web site. Please submit two jpeg's for each winning image. Size the first at 518 pixels on the longest side at 72 dpi. Add a T to the file name and size the second image at 175 pixels on the longest side. This will serve as the thumbnail for the larger image. Be sure to include the month of the competition, title, award (HM or higher) and category. Attach the files to an email message and send them to "ed@edfunkphotography.com" - We need a volunteer to scan winning slides for slide makers who do not

have that capability. We also need a volunteer with a digital camera to photograph winning prints. Contact me if you can help.



On web site links: If you find a broken link please notify me immediately. If you know of a great web site send me a link and I will add it to Resources/ Links page. Please, send only the best since I don't want to clutter the page with too many links.

Thanks. **Ed Funk, Website Mgr**

COLORS

different ideas

*Carla Steckley's
IR images*



Photographers Reminded to Submit Best Park Pictures to National Parks Photo Contest

Contacts: Anne Marek Martha Girard and Widmeyer Communications at: 202/667-0901 202/238-4029

A Picture Worth More than A Thousand Words!

WASHINGTON (Oct2004) Ansel Adams, watch out. ... America's next great nature photographer may be shooting award-winning photos right this minute and not even know it. Among the millions of people who visit National Parks this year, one is going to win one of the country's most prestigious amateur photo competitions.

But first that photographer needs to enter. Kodak and the National Park Foundation remind park goers that now is a great time to thumb through those prints to choose their best shots for the National Parks Pass Experience Your America Photo Contest. Along with great Kodak prizes and a trip for themselves and three others to the National Park of their choice, the Grand Prize winner of the contest wins the honor of having his or her photo grace the front of the National Parks Pass.

The \$50 pass allows one year of unlimited entry into all National Parks that charge entrance fees. The contest is sponsored annually by the National Park Service and the National Park Foundation with Eastman Kodak Company, a Proud Partner of America's National Parks. Thirteen other winners are also chosen to receive great Kodak prize packages. Entry deadline for the competition is Jan. 5, 2005. For more information, visit www.nationalparks.org

**Anne Farrell Marek
Senior Account Executive
Widmeyer Communications
(202) 667-0901
anne.marek@widmeyer.com**

Corey Hilz Photo Exhibit

Corey Hilz presents his nature photography exhibit "Natural Rhythms" at the Bradley Hills Presbyterian Church at 6601 Bradley Blvd, Bethesda, MD from Dec. 1-29. The opening reception is on Sunday, Dec. 5, from 2:30 - 4:30 p.m. The exhibit includes a variety of images from the U.S. and Canada. From the delicate macro to the moody landscape. Photographs printed on canvas are also featured. For more information contact Corey at: corey@coreyhilz.com or 703-379-6435



Advanced Slide HM winner from last month's competition by your Editor. Shot in Miami Beach, Fla, on a tripod at 2 second exposure on Kodachrome slide film. Photo was zoomed during the exposure. It really upset me the hotel had one letter light burned out.

From: Transportation Security Administration

Transporting Film and Photographic Equipment

You may carry one (1) bag of photographic equipment in addition to one (1) carry-on and one (1) personal item through the screening checkpoint. The additional bag must conform to your air carrier's carry-on restrictions for size and weight. Please confirm your air carrier's restrictions prior to arriving at the airport. Air carriers may or may not allow the additional carry-on item on their aircraft. Please check with your air carrier prior to arriving at the airport.

The equipment used to screen checked baggage will damage undeveloped film. Pack your undeveloped film in your carry-on bag. High speed and specialty film should be hand inspected at the security checkpoint. To facilitate hand-inspection, remove your undeveloped film from the canister and pack in a clear plastic bag. The screening equipment will not affect digital cameras and electronic image storage cards.

For Sale Items

- **For Sale** - Epson Stylus Photo 1280 (includes 2 unopened black and color ink cartridges, printer driver CD and manual). Price: \$200. Call **Bob Tetro at 703-820-6285 or cell # 703-598-5537**
- **For Sale** - EPSON Stylus Photo 925 printer, new condition. Excellent for printing photographs plus everything else. You can print from computer or directly from the printer by inserting digital camera card. \$140 (originally sold for \$300.00) Includes 2 black cartridges (value \$50). Includes manual.
Bogan Manfrotto Monopod. Never used \$25.00
Tamrac black camera bag. Used but excellent condition, shows no wear - 12" x 9" x 7" with adjustable compartments and 3 outside pockets. \$25.00
Tamrac black small camera bag/fanny pack. Used twice. 10" x 6" x 6" One outside pocket. \$20.00
Film changing bag. Never used/still in package with original price tag of \$ 15.95. is \$7.00 **Contact Louise Ransom at RJ Wagons@aol.com**
- **For Sale** - Hasselblad Medium Format System: 500 C/M body with both waist level & 45 degree prism finders; pistol grip, 3 Zeiss Sonnar "T" lenses 60mm f/3.5, 80mm f/2.8 & 150mm f/4; 7 filters (3 UV, 2 proxar, 1 softar & 1 polarizer); 5 film backs (2 A-12, 1 A-16, 1 A-24 and a polaroid back); pro lens shade; flash extender attachment; tripod & aluminum camera case. Separately valued used at over \$6,600. a real deal for complete system \$4,990.00. Call **Fred Chitty 703 628-1859**.
- **For Sale** - Photoshop Book for digital photographers, by Scott Kelby. For Photoshop 7 but transferable to CS. New \$39.95, sell for \$25.00. **Mary Ann Setton, e-mail: setton@cox.net**
- **For Sale** - Nikon F100, excellent condition, like new, used very little \$850. Bogen Tripod, heavy duty. \$100 or best offer. Minox EC, worlds smallest camera \$250.00 - Tokina Doubler, \$75. Iomega Foto Show, Digital Image Center, \$50. Call **Lucille Renola, 703 920-7788 or e-mail LRenola@aol.com**
- **For Sale** - Nikon AI Zoom-Nikkor lens 28-85mm F 3.5 - 4.5 - w/lens caps, excellent condition, bargain at \$70. Also a Bronica 645 ETRS SLR medium format camera, mint condition with one magazine back. Can be had with or without a metering prism. This camera provides large negatives for great prints. Contact: **Erwin Siegel at: 703-960-6726**.

PICTURE PROTECTION COULD SAVE PLENTY

From the Penn Camera "Pen Palz" newsletter of Nov. 2004

Picture this: What would happen if your house caught fire and most of your possessions were ruined? Could you recall all of your home furnishings and personal belongings in the event that everything went up in smoke? Most of us would overlook as much as we'd recall in our post-disaster memories. And that could cost us a fortune when dealing with an insurance company demanding documentation.

Here's a tip. Buy four or five rolls of 36-exposure film or a sizable memory card and go room to room, photographing everything, both in and out of sight. This means everything from couches and silverware to lawn equipment and bikes (and everything in between - bedroom sets to Grandma's china). Don't overlook those valuables tucked away for safe keeping in drawers, chests, boxes, and cabinets-items such as fine jewelry, and stamp collections.

Make sure to overlap your photographs so that you don't leave anything out. Open cabinets and closet doors. Check out the attic and basement. Look down in the crawl space (use flash, if necessary). For smaller items containing valuable information such as serial numbers, signatures, etc., use a close-up lens to capture the detail. Then caption the back of each photo, explaining exactly what each item is.

When you have the film processed or digital images printed, order two sets (very inexpensive from film when done initially). You could even have your images saved to a CD for record. Keep one set of prints on hand for quick reference, a second set locked securely in a bank safety security box or some other off-premises location.

Even if tragedy never strikes, you'll still have a valuable list of your family's belongings. But if it does, you'll be forever grateful that you took the time and effort to record your goods for replacement.

Sent in by: Andy Klein, NVPS



Editor's Note:

Many members will label a print or slide with a very long title and in printing it WILL NOT fit within the text column even in a small 9 pt. type. The Editor then has to shorten the title. If you would put shorter titles on the entries we would not have to shorten any of them. Some titles are so long we had to say something.

Members Activites

- From **Bob Tetro**: Of some six slides submitted in July to the Maryland Federation of Art in connection with their call for entries to the 12th Photography Exhibition, the juror **Eli Reed**, Photojournalist and Magnum Photographer selected one image that will be part of their Sep. 2004 exhibition. The image "Sketches & Beer Bottles" is also currently among those in two local exhibitions (League of Reston Artists show and another at the Campagna Center in Old Town Alexandria). Those who are curious can find some show details by visiting: <http://www.mdfedart.org/entries.html> - or - <http://www.mdfedart.org/entries.html> - The special quality to this acceptance is that it is occurring outside the Northern Virginia and D.C. area.
- **Laura Howell** had one of her images "Blue Heron #1" juried into the "2004 Open Exhibition" (Arts Council of Fairfax County) to be on display from Nov. 4 - Dec. 2 at the Verizon Gallery, Ernst Community Cultural Center, Northern Virginia Community College, Annandale Campus. She also had 3 images chosen to be included in the "2004 Friends of Huntley Meadows Park Photography Contest" exhibit. The photographs will be on display from Nov. 6 through the end of December in the Auditorium.
- **Wayne Wolfersberger** had a photo image of a moon set taken at HuntlyMeadows published on the cover of the October issue of the National Association of Biology Teachers monthly magazine.
- **Judy McGuire's** photograph of a sign warning of crumbling ruins at the World War II battery in St. John's, Newfoundland was a recent winner of the Post travel section funny sign contest. The sign read: CAUTION, RUINS IN DISREPAIR, DO NOT ENTER.
- **Corey Hilz** had a photograph of the Number Nine Trolley Line (located in Oella, Maryland) published in the Winter issue of the magazine "Rails to Trails."
- **Mary Ann Setton** judged the Shenandoah Photographic Society's year-end competition at the banquet in Strasburg, Virginia on Nov. 15.

"If you want a friend in Washington, D.C. go out and buy yourself a dog..." President Harry S. Truman

(Continued from page 5)

board can be done with mounting hinging tissue, archival photo corners, or various adhesive methods. These supplies are available locally from art suppliers like Pearl or Michael's, and by mail order from Light Impressions.

Matted prints can be transported and stored in archival clear plastic envelopes. One resource is Impact Images at: 800-328-1847 or at www.clearbags.com - They have all sizes with a tearaway strip to use for sealing. If you are entering the Meadowlark Exhibit and using the bags to protect your prints, leave the strip attached to the bag and leave the bag open. The 16x20 inch size sells for 26 cents per bag, but you must buy at least 100. However, you can divide the package and share the costs with other people.

Once you have matted a print or had it done for you, consider framing it yourself using metal sectional frames. Pre-packaged metal sectional frame kits are easy to assemble and come in a wide range of sizes that increase incrementally by one inch. Two packages are used for one frame — each package contains two frame pieces of the same length and half the hardware needed for assembling and hanging the frame. Pearl, Michael's, and The Frame Factory (Annandale and Vienna locations) are local resources for pre-packaged metal sectional frames. Metal sectional frames can also be cut to specific dimensions. Custom cut sections and hardware can be obtained locally at suppliers, such as FrameMasters and The Frame Factory, or by mail order from Light Impressions, Daniel Smith, and many other companies that specialize in frames and framing supplies.

Metal sectional frames come in a wide range of colors and styles, although the colors and styles available at Pearl and Michael's are limited. One advantage of these frames is that you can easily change the print that is inside the frame. One disadvantage is that the frames scratch easily, so you need to protect them when transporting them or assembling them.

The last step is getting the glass for the frame. Picture frame glass is sold at FrameMasters and Light Impressions. They carry clear and reflection control glass and glass which protects your photograph from UV damage. It is available in standard sizes or custom cut.

Corey Hilz, 703-379-6435
corey@coreyhilz.com

Photojournalist George Silk Dies at 87

George Silk, 87, a photojournalist who spent 30 years with Life Magazine, attaining fame for his coverage of WW II and later pioneering the use of a special camera for depicting athletes in motion, died of heart failure Oct. 23 in Norwalk, CT.

Mr. Silk, a New Zealand native, joined Life's photo staff in 1943 and spent the next two years covering the war on the Italian front, the Allied invasions of France and the Pacific. He shot the first pictures of Nagasaki, Japan, after the atomic bomb was dropped, as well as Japanese war criminals awaiting trial in postwar Tokoyo.

Mr. Silk's career as a war photographer began in 1939, when he was a combat cameraman for the Australian government, covering action in the Middle East, North Africa and Greece. Trapped with the famed Desert Rats at Tobruk in Libya, he was captured by **German Field Marshal Erwin Rommel's** forces but escaped 10 days later. He was with the U.S. forces in the Battle of the Bulge in 1944 and was wounded by a grenade during a river crossing in Germany.

He was named magazine photographer of the year four times by the National Press Photographers Association. You may remember **George Silk** shown in a small spiral-bound handbook (4"x7") showing how to hold the 35mm camera when shooting from different positions.



"How to make your kid behave on a long driving trip! Note the electronic speed sign on the road."

Snow Policy For Meetings

In case of snowy or icy conditions, NVPS follows the closing schedule for Fairfax County Public Schools as announced on TV and radio stations. If schools close early or cancel night activities, we do not meet that night. If in doubt, call a Board Member or check the website of: www.nvps.org

Photographers of Northern Virginia

Guests on Fairfax Public Access Channel 10 for December will be:

Dec 06 - Marilyn Gaizband and Sam Schaeen

Dec 13 - Carolyn Grosse Gawarecki

Dec 20 - Paul Matthai

Dec 27 - Sigrid Vollerthun

Each program is shown four times and usually five times during the week - Mon at noon and 7:30 p.m., Wed at 12:30 p.m., Fri at 9:30 a.m., and usually but not definitely Sat at 8:30 p.m.

Luella Murri, Host
703-256-5290 luellamurri@aol.com

Oct. 2004 Lunar Eclipse

"The camera I used for the eclipse pictures was a Fuji Finepix 3800. The quality setting was 3 megapixal/Fine. Exposure compensation was set at -2.1 EV and I used aperture-priority, set at F 8.2. I also used the timer to reduce camera shake. The four images that I chose for the composite photo were shot at 9:32 p.m., 9:41p.m., 9:52 p.m. and 10:09 p.m. on Wednesday, Oct. 27, 2004. The composite was created using Microsoft Picture It."

Article and photos by:
Pixel Imagery@aol.com
Terry Lee in Miami, Florida



Fuji Digital Camera Problems

By Glenn Bernstein, NVPS

The following E-mail was sent to Fuji on Tuesday, Nov. 2, 2004 concerning a problem that I had with my camera during a recent trip to northern Canada.

On a recent trip to northern Canada, I experienced a problem with my S2 Pro camera. As the camera cooled down below freezing temperatures (0 degrees C), the image sensor appeared to be affected by severely overexposing the picture. The cooler the camera body became, the more the over exposure. As the camera warmed up, everything returned to normal. Is it normal for this camera to be affected by cold?

When the problem occurred, I set the camera to under expose by

2.5 – 3 stops; I could get an image that appeared to be 1.5 stops under exposed. With less compensation, the image was still severely over exposed. The lighting conditions at the time, I should have been setting the camera to over expose by .5 stops. I could verify this by viewing images shot by others in my party who were using Canon and Nikon digital cameras as well as film cameras.

As a side note, the first thing I checked was the batteries. When the problem started happening, I changed the batteries to a fresh set that I kept in an inside pocket of my jacket. The fresh batteries had no effect. In addition, all other functions seem to work normally.

Thank you for your help.

Glenn Berstein

I receive an E-mail from Fuji the next day directing me to call technical support. On Thursday

Nov. 4, I called Fuji technical support. The person that answered the phone was courteous and professional. The type problem I had with the camera is rare, but not uncommon. The specifications of operating temperature for the S2 Pro are between 32 degrees and 104 degrees. When the camera is in a cold environment for a prolonged period, the cold could affect the sensor's ability to record information or equally likely the program circuits that transfer the image from the sensor to processor and then the memory card. Since the camera started working correctly as it warmed up past 32 degrees, there was likely no problem with the camera. He also informed me where to look in the User Manual for the operating conditions specifications.



A Note From Sil Horwitz NVPS Founder

First of all, congratulations on the great job you are doing on the "e-newsletter." It is much better than receiving a bunch of paper sheets that I never seemed to get time to read! As founder and member-emeritus of the NVPS, I can possibly be of some help to members who may be traveling to the Orlando, FL, area. I am available for information concerning photographic opportunities, things to do, etc, in this area.

(I live in Lake Mary, which is halfway between Disney and Daytona Beach; having now been here for 25 years - doesn't time fly!? - I do have a pretty good idea of photo ops.)

I don't know if you were present at the meeting many years ago, when the NVPS was agonizing over digital vs darkroom prints, that I gave a talk on my views concerning the inevitability of the digital medium. (After Bronica, the deluge!)

Take a look at the few pages on my website (see below), but especially the picture page for the local club. It will give you an idea of what we are doing here. Very small club, but enthusiastic members. Totally digital.

Sil Horwitz, FPSA

silh@silphoto.us

Club page: <http://silphoto.us/slmpc1.htm>

Welcome New Members

Welcome new members of **Dan Dagnachew, Willa & Bob Friedman, Ernie & Lisa Cooper, Dave Tarun, Jan Piotroski, and Jeanne Roberts.**

Updated Info Needed From You

If you've changed your e-mail address in the last few months you should make sure that the **Editor** has this new info. We also need any changes in home address, phone numbers, etc. The NVPS annual membership director should be available at the Program meeting on Dec 7. If you miss the meeting ask for one at the Competition meeting on Dec 21. If you're not sure if we have current info on you, you may phone the Editor any morning from 9 to 11 a.m. and check it or leave a message on the answering machine.

Editor

Field Trips

LET'S DO THE ZOO!

Date: Saturday, Dec. 4

Location: National Zoo, Washington, D.C.

Time: 7:30 A.M.

There is no better time of year to visit the Zoo than late fall and early winter. The crowds are down, the weather is usually not too cold yet, and those animals with fur coats display them at their thickest and finest as they prepare for the winter season ahead. And there's always something new to see if you haven't been to the Zoo for a while. Right now a featured attraction is Sumatran tiger cubs that are only six months old. A huge variety of fascinating subjects are waiting for you and your longer lenses.

GETTING THERE: The Zoo's mailing address is 3001 Connecticut Avenue NW, Washington DC 20008. There are vehicle and pedestrian entrances on both the east and west sides, and metro access is also available. Entry is free, and parking is also free for members of Friends Of the National Zoo. If you're not already a FONZ member, you can sign up on the spot at the Zoo's gift shops. The Zoo's website is: www.nationalzoo.si.edu; it includes directions under Visit/Getting to the Zoo.

MEETING: We will meet in front of the Elephant House, opposite Parking Lot B, which is near the Connecticut Avenue top of the hill. We will start at 7:30 AM to catch the best light shortly after sunrise. You can leave anytime, though I suggest lunching together at 12:00 noon at Panda Plaza (near the elephant and panda houses). You can sign up at club meetings or by notifying me at ralphsedwards@comcast.net or 7073/878-2882. There will be no central carpool location this time, but if you want to share a ride with other participants, please let me know and I'll circulate the names to those interested.

Ralph Edwards, Field Trips Chair

Please!

During all NVPS meetings please turn off all cell phones or put them on vibrate/no ringer.

Erwin A. Siegel - Fotofax Editor
2000 Huntington Avenue #1206
Alexandria, Virginia 22303
703-960-6726
e-mail: NVPSeditor@aol.com

NVPS website: www.nvps.org



First Class Mail



Things To Do

- **“Nikon School of Photography”** - offers classes in digital photography on Dec. 4, 5. The registration and info may be obtained from their website of: www.nikonschool.com
- **“National Geographic Greatest Portraits”** - now to Jan. 4, 2005 at the Museum of Natural History, 10th & Constitution Avenue, N.W., Wash, D.C. **202-633-1000.**
- **“The Photographs of Roger Fenton, 1852-1860”** - is at the National Gallery of Art, 4th & Constitution Avenue, N.W., Washington, D.C. through Jan 2. Admission is FREE. **202-737-4215.**
- **“Scottish Christmas Walk”** - More than 100 Scottish clans dressed in tartans and playing bagpipes parade through Old Town Alexandria on Dec. 4 as part of an annual festival. 703-549-0111.
- **“Sugarloaf Crafts Fair”** - Hundreds of artists and artisans display their creations, Dec. 10-12 at Montgomery County Fairgrounds, Gaithersburg, MD. 301-990-1400.

Note: For those reading this who have NOT paid their current dues, this may be your last newsletter!