

FEBRUARY 2025

VOL. 60, NO. 6

60 YEARS

FOTOFAX

NEWSLETTER
OF THE
NORTHERN
VIRGINIA
PHOTOGRAPHIC
SOCIETY

“Approaching Bison”

by

Ginger Werz-Petricka



FOTOFax is the newsletter of the

NORTHERN VIRGINIA PHOTOGRAPHIC SOCIETY
NVPS

FotoFax is published monthly September through June.

FotoFax issues, past and present, can be found at [FotoFax](#).

All content within FotoFax is ©NVPS and may not be used without express written permission from NVPS.

NVPS members wishing to author articles, provide content, announce awards they have received, or communicate shows in which they have images should write to the email for “**Editors**” on [Board Contacts](#).

EDITOR/DESIGNER
Judy Guenther

ASSISTANT EDITOR
John Nash

© 2025 Northern Virginia Photographic Society



CONTENTS

President’s Message	3
From the Editor	4
NVPS Club Calendar	5
NVPS PROGRAMS	6
February 4, 2025 (Zoom)	6
Kai McBride—Diptychs and Triptychs—The Dynamics of the Multiple	
EDUCATION & TRAINING	8
February 11, 2025 (In Person)	8
Preliminary Portfolio Project Review—Group 1	
NVPS COMPETITIONS	9
February 18, 2025 (Zoom)	9
David Blecman—Theme: Self–Portrait (Digital)	
January 21, 2025 Competition Results	10
MEMBER’S GALLERY	16
February 25, 2025 (In Person)	16
Print: George Bradshaw—Nature and Theater	
February 25, 2025 (In Person)	18
Virtual: Judy Graham—Judy’s Travels from Above the Arctic Circle to Mars and In Between	
MEMBER’S FORUM	20
February 25, 2025 (In Person)	20
George Hogeman—Brief Introduction to Infrared Photography	
GUEST ARTICLE	22
Bob Friedman—A Humorous Look at the Start of My Photography Career	22
FIELD TRIPS	24
February 22, 2025—Washington National Cathedral (no rain date) (In Person)	24
EXTRAS	26
Member Recognition	26
Member Announcements and Outside Competitions	27
Workshop Offerings	27
NVPS Elected Board Members 2024–2025	30
Photographic Society of America (PSA)	31

MESSAGE FROM THE **PRESIDENT**



Deb Rose

“If a photographer cares about the [subject] before the lens and is compassionate, much is given. It is the photographer, not the camera, that is the instrument.”

Eve Arnold

This quote by Eve Arnold speaks to how we, as instruments of our photography, bring a caring and compassionate intention to making photos. We cannot bring the qualities of caring and compassion without intention. [Alex Cooke on Fstoppers](#) shared some interesting perspectives about intentionality and photography of winter photography.

Cooke explains that intentionality involves our mindset, planning and choices when we make photos. It starts with deciding why, where, when, what gear to use, camera settings, and composition. It even goes through post-processing to the final image. Our intention guides us through the entire creative process. With intention, we as the instruments of our photography create meaningful images.

I believe intentionality is important not only for making photos, but also for being a part of our NVPS community. Joining the club reflects our intention to learn and grow as photographers. Volunteering reflects our intention to contribute, share our skills, and help plan club activities.

As we move through the second half of this club year, we'll start planning for the next one. Just like the camera needs a photographer, NVPS needs volunteers to share their skills and help create and deliver learning activities for the club year. This requires a great deal of intentionality.

I invite you to reflect on where you would be able to support our club. If there is an area where you would like to volunteer, or would like more information on opportunities, please reach out to me or any board member.

February is filled with exciting events! Kai McBride joins us for Programs to teach us about diptychs and triptychs. Portfolio Projects begin preliminary reviews at the Fire House the second week. February Competition on Zoom will be the theme of Self-Portraits judged by David Blecman. Field Trips will meet at Washington, DC's, National Cathedral. Member's Print and Digital Galleries will take us to the theater and Arctic Circle with members George Bradshaw and Judy Graham. George Hogeman introduces us to infrared photography in the Member's Forum. Mark your calendars for March 18 for our in-person competition with prints and digital submissions judged by Ben Greenberg.

These events are possible due to the hard work, dedication, and intention of our many volunteers, speakers, and judges. We welcome you to join us and expand your passion for photography from behind the lens to contributing to the work of our club.

As always, we are so grateful to have you as a member of NVPS. We look forward to seeing you in February!

Deb Rose
President
2024–2025

MESSAGE FROM THE EDITOR



Judy Guenther

“There’s no such thing as bad weather, only unsuitable clothing.”

Alfred Wainwright

As we move deeper into winter, the shorter days and chilly weather can be a challenge for photographers, but they also offer unique opportunities to flex our creativity and explore new avenues with our cameras.

Ginger Werz–Petricka's cover image "Approaching Bison" is a beautiful example.

Here are a few ideas to get you motivated to get out with your cameras this month:

- ▶ **Outdoor Winter Photography**—Winter landscapes provide an enchanting canvas. Frost-covered trees, snowy scenes, frozen streams, and the beauty of barren branches silhouetted against a winter sky can result in beautiful images. Bundle up, protect your gear from the cold, and get out there even when it is cold. Don't forget that snow can act as a natural reflector, creating soft, diffused lighting that's perfect for portraits or macro shots of icy details.
- ▶ **Indoor Inspiration**—When the weather is too harsh to venture outside, consider exploring the warmth of indoor photography. Art galleries, historical landmarks, and local museums can provide interesting subjects, from intricate details in sculptures to the interplay of light and shadow on textured walls. Be mindful of location rules, as some venues may require prior permission or restrict the use of tripods. Indoor locations can also help you hone your skills in low-light photography, a valuable tool for your creative toolkit.
- ▶ **Special Events and Celebrations**—February is alive with festive energy, particularly with Mardi Gras around the corner. Whether you're drawn to vibrant parades, masked revelers, or the dynamic movement of street performers, these events provide a wealth of opportunities for storytelling through your lens.
- ▶ **Post-Processing: Enhancing Your Vision**—The winter months are also an excellent time to dive into post-processing. Use this slower season to experiment with editing tools, refine your workflow, or even revisit older photos to give them a fresh perspective. Whether you prefer subtle adjustments or bold creative edits, post-processing can bring out the full potential of your images and help you express your artistic vision.
- ▶ **Field Trips: Building Community and Skills**—Lastly, don't forget to join our February field trip to the Washington National Cathedral. These outings are a wonderful way to connect with fellow photographers, share tips, discover new locations, and practice photographing different subjects.

Let's make the most of this winter season together. I'm excited to see the incredible images you'll create this month.

Judy Guenther
Editor

CLUB CALENDAR

NVPS conducts meetings every Tuesday evening September—May. Program meetings and digital-only Competitions are virtual and Zoom links are sent out the day of the meeting. Information regarding in-person Education & Training, Member's Gallery and Forum, and digital and print Competition meetings will be shared as well. The NVPS meetings and events for the next three months are listed below. Please check the [NVPS Calendar](#) for up-to-date information.

FEBRUARY

Tuesday	4	PROGRAM: Kai McBride—Diptychs and Triptychs—The Dynamics of the Multiple (Zoom)
Tuesday	11	EDUCATION & TRAINING: Preliminary Portfolio Project Review—Group 1 (In Person)
Tuesday	18	COMPETITION: David Blecman—Theme: Self-Portrait (Digital) (Zoom)
Saturday	22	FIELD TRIP: Washington National Cathedral (In Person)
Tuesday	25	MEMBER'S GALLERY: Print: George Bradshaw—Nature and Theater (In Person) MEMBER'S GALLERY: Virtual: Judy Graham—Judy's Travels from Above the Arctic Circle to Mars and In Between (In Person) MEMBER'S FORUM: George Hogeman—Brief Introduction to Infrared Photography (In Person)

MARCH

Tuesday	4	PROGRAM: TBA—TBA (Zoom)
Tuesday	11	EDUCATION & TRAINING: Preliminary Portfolio Project Review—Group 2 (In Person)
Saturday	TBA	FIELD TRIP: TBA (In Person)
Tuesday	18	COMPETITION: Ben Greenberg—Theme: None (Digital and Print) (In Person)
Tuesday	25	MEMBER'S GALLERY: Print: Sarah Blalock—Stepping Through a Time Machine (In Person) MEMBER'S GALLERY: Virtual: Colena Turner—The Faces of Cuba (In Person) MEMBER'S FORUM: Dave Lattanzi—TBA (In Person)

APRIL


Tuesday	1	PROGRAM: Colleen Miniuk—No More Rules: Human Perceptions in Composition (Zoom)
Tuesday	8	EDUCATION & TRAINING: Karen Keating—Final Portfolio Project Review—Group 1 (In Person)
Tuesday	15	COMPETITION: Greg Holden—Theme: Texture (Digital) (Zoom)
Saturday	TBA	FIELD TRIP: TBA (In Person)
Tuesday	22	MEMBER'S GALLERY: Print: TBA—TBA (In Person) MEMBER'S GALLERY: Virtual: Greg Smith—iPhone Photos (In Person) MEMBER'S FORUM: Nancy Galib—TBA (In Person)
Tuesday	29	EDUCATION & TRAINING: Mike Whalen, Jim McDermott, Fran Bastress, and Ginger Werz—Petricka—Photo Tours in Ireland—Recommendations and Tips (In Person)

FEBRUARY 4 (ZOOM)

Kai McBride

Diptychs and Triptychs—The Dynamics of the Multiple

Kai McBride is a photographer, teacher, musician, and maker based in Santa Fe, NM. After receiving his MFA in Visual Arts in 2008, he has been teaching photography courses at the college and university level, including ten years at Columbia University in New York. Since relocating to Santa Fe, Kai splits his time between teaching online photography courses for [StrudelmediaLive](#) and building and expanding his off-grid cabin on the Glorieta Mesa. His full bio and examples of his work can be seen at [Kai McBride: Photographs and News](#).



Kai McBride

There is something deceptively simple about the creation of a diptych—just put any two photographs next to each other. Add a third photograph and you can call it a triptych. But is that all there is? If you take one photograph and cut it into three parts and present it together, is that a triptych? What's happening for the viewer when they are presented with multiple photographs that they are asked to digest all at once?

In this presentation Kai picks apart the photo-to-photo dynamics that can be used in making compelling multiples. He shows how you can explore themes, tell stories, and



Triptych by Kai McBride

(Programs continued)

present a visually cohesive narrative in a diptych or triptych. Grounded in the visual language of historical religious art, the contemporary photographer can express symbolic relationships in their work that are not possible in a single photograph.

Following this talk you will want to explore your own archive to create new sophisticated pairings—even from different bodies of work. In addition to helping you think in multiples, these techniques are useful when editing and sequencing photographs for an exhibition or book.

Kai will explain how diptychs and triptychs can allow the photographer to explore themes, tell stories, and present a visually cohesive narrative.



Diptych by Kai McBride



Diptych by Kai McBride

FEBRUARY 11 (IN PERSON)


Ginger Werz–Petricka, Willa Friedman, and Fred Krebs

Preliminary Portfolio Review—Group 1

During this review, the portfolio co–chairs, Ginger Werz–Petrick, Willa Friedman, and Fred Krebs, will offer suggestions on the draft copies of portfolios for half of this year’s participants. They will look at the Artist Statements and images to see how they fit and represent the premise as laid out in the Artist Statement. Self–analysis is a valuable tool for photographers to learn as they develop their personal photography projects and learn how to view their work with a critical eye.

The preliminary review for Group 2 will be held on March 11. Final reviews will be April 8 for the first group and May 20 for the second group.

For further information and more detail regarding the Portfolio Project, please contact **Portfolio Projects** under **Club Activities** at [Board Contacts](#). To view the galleries from prior year portfolios, see [Portfolio Project Galleries](#).



2023–2024 Portfolio Project by Mike Whalen titled “Glitch Photography”

FEBRUARY 18 (IN PERSON)

David Blecman

Theme: Self-Portrait

David Blecman is an award-winning, internationally-recognized photographer and instructor, having taught on four continents and in over a dozen countries. His one-on-one mentoring programs for photographers and commercial models continue to grow in popularity.

David has photographed projects for such clientele as Maggianos Little Italy, Sears, Color Me Beautiful, JCPenney, Bath & Body Works, Foot Action, Kaybee Toys, Littman Jewelers, Seagrams Americas, Holiday Inn, Wyndham Hotels, Days Inn, Hilton Hotels, The White House, Black Market, Water Water Everywhere, Cornell University, etc.

He has also been hired to photograph such celebrities as President George W. Bush, Christina Aguilera, Jimmy Buffett, Steely Dan, Moody Blues, Beyoncé and Destiny's Child, Celine Dion, Gene Simmons and KISS, and numerous others.

David also speaks at photography venues, judges at beauty pageants and photography competitions, and also continues to teach and mentor photographers and models internationally.

David Blecman owns [Positive Negatives](#), a photography studio based in Arnold, MD, as well as [The Annapolis Photography Workshop Group](#), which is comprised of over 1,400 photographers, and is free to join. Not only does he teach workshops internationally, but he also produces the Free Weekend Wisdom photography training videos every weekend, as well as the Terrific Tuesday Tip newsletter every Tuesday to help educate the photography community. Currently David has his fine art photography on display in several art galleries.



David Blecman

COMPETITION RESULTS

January 21, 2025

THEME: **None**


Many thanks to our January judge, Mary Louise Ravese, for her expertise in judging this month's "Open" digital competition. Congratulations to the award winners. You can view all of the winning images on the NVPS website at [2024–2025 Competition Winning Images](#).

NOVICE COLOR DIGITAL



1ST PLACE
Richard Distlerath, "Snack Time"

2ND PLACE
Susan Blalock,
"Lotus Trio"



3RD PLACE
Jagmeet Gill, "Prayer"

HONORABLE MENTIONS:

None



1ST PLACE
Siva Vittala, “Kite Flying On Mourning Day”

2ND PLACE
Jagmeet Gill, “Joy”



3RD PLACE
Susan Blalock, “Waves Of Stone”

HONORABLE MENTIONS:

None



1ST PLACE
David Kravitz, "A Mother's Work
Is Never Done"

2ND PLACE
Eric Hansen, "A Walk In The Fog"



3RD PLACE
Anita Feidler, "Glossy Ibis"

HONORABLE MENTIONS:

David Miller, "Between Dog And Wolf"



1ST PLACE
David Miller, "Rushing Out Of Mist"

2ND PLACE
Philip DeShong, "Sanderlings Oregon"




3RD PLACE
Janice Kane, "Flying In The Saucer"

HONORABLE MENTIONS:
Jim Dacey, "Death Valley Dune"



1ST PLACE
Judy Graham, "Blue"

2ND PLACE
Eva Lanyi, "Albatross Argument"



3RD PLACE
Catherine Wang, "Caddo Lake"

HONORABLE MENTIONS:

- Ilenia Alvarez, "Preparing For The Olympics"
- Jack Lederwood, "A Splash of Blue"
- Rena Schild, "Heron Reflection"
- Thu Huynh, "Burrowing Owl"
- Wayne Guenther, "Armani Lineup Rome"



1ST PLACE
Bill Corbett, "Hesitant"

2ND PLACE
Wayne Guenther, "Drunken Clinic"



3RD PLACE
Stan Bysse, "Argyle Socks"

HONORABLE MENTIONS:

- Alan Goldstein, "End Of The Line"
- Catherine Wang, "Shared Gaze"
- Kimxuan Nguyen, "Marvelous Spatuletail"
- Rena Schild, "Bath Abbey"
- Suzanne McIntire, "Cattle Barn County Fair"

FEBRUARY 25—PRINT (IN PERSON)

George Bradshaw

Nature and Theater

The two themes of Nature and Theater may seem dissimilar, but in reality they both involve aspects of beauty captured through the lens of the photographer. And just as the photographer attempts to capture the natural beauty of a perched bird or a lone tree or a rippling river reflection, he also attempts to capture the actor's, choreographer's, and scene designer's representation of human nature.

George Bradshaw inherited a photo gene from his father who freelanced in the '30s and '40s. But the gene did not express itself until 2015 when, in retirement, he bought a Canon 70D; and has been having a blast with photography ever since. George caught the bug to photograph theatrical performances during an Osher Lifelong Learning Institute (OLLI) class at George Mason University, where he observed actors "getting into character" at a moment's notice, transitioning to unmistakably separate personae—George wanted to capture these otherwise fleeting moments of nature and art.



George Bradshaw



by George Bradshaw

(Member's Gallery continued)

In 2018 George joined the NVPS and now volunteers on the editorial staff. He especially enjoys the NVPS Education & Training programs, which, along with all the other NVPS activities, continually drive him forward to “see” his world and discover meaningful compositions.



by George Bradshaw



by George Bradshaw

George's images will illustrate the two themes of "Nature" and "Theater."

FEBRUARY 25—DIGITAL (IN PERSON)

Judy Graham

Judy's Travels from Above the Arctic Circle to Mars and In Between

Judy has lived in the Washington, DC, area most of her life. She retired March 1, 2018, after a long career in the field of human resources management for corporate America. Judy joined NVPS in January 2011 and has served in numerous positions, including president. Her goal for joining was to meet local photographers, do more local photography, and learn more about the art of photography. Her goals have been met ten times over!



Judy Graham

Judy loves to travel and is primarily drawn to photographing dramatic landscapes, often remote and difficult to get to. Initially her interest was in the desert southwest; however, in more recent years she has expanded her travel to include some very occasional wildlife photography.

Judy currently shoots with a Canon R5 mirrorless system.


As for the future, she has several trips planned, including her fifth trip down the Colorado River through the Grand Canyon, Ireland, Slovenia, Italy, and Hawaii.



by Judy Graham

(Member's Gallery continued)

Judy has been fortunate to travel to some amazing places in her pursuit of landscape photography and occasionally she transforms into a wildlife photographer. Her member's gallery consists of images from Norway, New England, Isle of Skye in Scotland, the Northwest, Caddo Lake in Texas, and the Badlands in South Dakota and Utah.



Judy loves to travel and is primarily drawn to photographing dramatic landscapes, often remote and difficult to get to.

Photos by Judy Graham

FEBRUARY 25 (IN PERSON)

George Hogeman

A Brief Introduction to Infrared Photography

George was inspired by a colleague to take up infrared photography in 2017 while they were both in India. They took black and white images of Indian landmarks and scenery. Such images feature dark skies and bright trees and shrubs. Unseen detail comes out in clouds.

George attended his first NVPS meeting in late 2019 shortly after he retired from the Department of State. He enjoys making and sharing images.

George will demonstrate how infrared images can be created with a regular camera or even a cell phone using a simple infrared filter. The next step up is using a converted camera with an internal infrared filter. In a converted camera, the internal filter that blocks infrared light which would otherwise blur the image is removed. It is then replaced by a new filter that allows infrared light as well as part of the visible spectrum to pass to the sensor. One advantage of a converted camera with an internal filter is that the photographer can use a variety of lenses without worrying about external filters.



George Hogeman



by George Hogeman



by George Hogeman

(Member's Forum continued)

A full spectrum conversion entails removing the internal infrared filter without replacing it. Instead, the photographer must use an external filter to block a portion of the visible spectrum. The full spectrum conversion is the most flexible although it requires using one of a variety of external filters. That can be limiting in that your choice of lens may be limited by the availability of filters to fit different lenses.

Such images look bizarre as if from another planet, but a red-blue channel swap using Photoshop or other software can make the colors more aesthetically pleasing. George will demonstrate how to do such a channel swap. Yet other filters, such as a chrome IR filter, can make pleasing images without requiring a channel swap.

George will bring a variety of converted cameras, filters, and has a variety of images for demonstration. Infrared photography allows one to see everyday scenes literally in a new light!



by George Hogeman



by George Hogeman

George has been photographing in infrared since 2017 and says infrared photography allows one to see everyday scenes in a new light.

Bob Friedman

A Humorous Look at the Start of My Photography Career

When did I get my start as a photographer? It goes back to the late 1940s, a time when I can't remember what camera I was using, or exactly how to use it. You can see me in the image below trying to take a picture of the American bass-baritone concert artist, actor, professional football player, and activist, Paul Robeson at summer camp. I am the kid in the bottom right in the shorts and striped shirt.



Bob Friedman



by Bob Friedman

What lesson did I learn early on about my camera? I learned to check my camera before I start taking photos. How did I learn this? I was on a boat ride around Manhattan and I had my first real camera, an Argus C3. I remember pressing the shutter and hearing a “click.”

(Guest Article continued)

When I released the shutter, I heard another “click.” After getting home I realized the shutter was on a manual setting. That meant the first click opened the shutter and it stayed open until I pressed the button again. As a result, I had an entire roll of overexposed photos.

Moving on to my teenage years, I inherited my brother’s darkroom. Imagine my surprise as I discovered that girls were interested in seeing it. So, I showed some girls my enlarger, the chemical trays, and how I washed the prints. I also showed them the switch on the wall. Lift the switch and the light went on. Push the switch down and the light went off. (Sometimes the light switch got stuck in the “off” position!)

I also learned how to do some “Photoshopping” in the darkroom. Somehow (??) I got a negative of a topless woman. I had taken a photo of a friend’s girlfriend and I thought it would be cool to replace the head of the topless woman with that of my friend’s girlfriend. He thought it was great. He made the mistake of showing it to her. They broke up.

Moving on to my photography exploits in more current times, I did a portfolio project in 2015 at NVPS. It was titled “The Day After.” I was taking long (one minute) exposures of overpasses of the local highways. By using a neutral density filter and stopping down to f22 at this long exposure time, all of the moving traffic disappears. One particular day as I was on an overpass taking an image, a policewoman stopped and asked what I was doing. I asked if she could wait about 30 seconds and then I showed her my photo. She decided it was okay and radioed her backup to keep going.

Such are the adventures of a photographer!



by Bob Friedman

FEBRUARY 22 (IN PERSON)


Washington National Cathedral

10:00 a.m. to 12:00 p.m. (no rain date)

The Washington National Cathedral is a great destination at any time of year. The building's gothic revival architecture and nearby garden offer a variety of subjects. On a sunny morning in the winter when the sun is low in the sky, the cathedral's nave and arcade light up in a dazzling array of colors. The south arcade will be the most brilliant in the early morning. The north arcade doesn't get as much light, but the other sides do more than make up for that. You will also find the rose windows colorfully lit over the north, south, and west entrances. The light shining through the stained-glass windows lasts well into the early afternoon and is constantly moving.

We'll meet on a sunny Saturday morning to tour the facility. After paying our admission, we'll explore the nave, high altar, and southern arcade where most of the light will shine. Our group will hunt down compositions for a few hours and then take a break at the [Open City at the National Cathedral](#) cafe. Inside, we can relax and enjoy a warm beverage or snack as we chat and share what we've witnessed. (Be sure to keep your ticket stub for re-entry.)

As this is a working church, please be respectful to others who may be there on business. Shy your camera away from parishioners to respect their privacy. Sometimes, the cathedral offers a noon-time service. If there is a 30–45 minute service and you are in the nave, you may be asked to stop taking pictures. This is normal. Try exploring the crypt downstairs. Take the elevator up to explore the south and north towers. Explore the architecture outside, or have a beverage or snack at the cafe.



by Steven Glintz

(Field Trips continued)

Get inspired by reviewing images from previous field trips to the National Cathedral in [2020](#) and [2022](#) (click on these links to the NVPS Galleries website for Field Trips).

General Admission tickets cost \$15 if purchased in advance and \$18 if purchased onsite. Advance tickets can be purchased [online at this link](#).

When:

- ▶ Saturday, February 22, 2025, from 10:00 a.m.—12:00 p.m. (rain, snow, or shine)

Equipment and Notes:

- ▶ A 24–70mm should easily capture most indoor shots but a telephoto (300mm) can be useful to reach the finer details higher up.
- ▶ Tripods are allowed, but caution is recommended. The church asks you not to place your tripod in doorways, stairways, or any other location that blocks traffic.


Where:

- ▶ We'll meet at 9:45 a.m. outside the northwest corner of the cathedral near Wisconsin Ave., next to the elevator to the underground car park.
- ▶ If you don't find free parking along Wisconsin Ave., you can pay \$9 for [underground parking at the cathedral](#).


We hope you can join us!

Rena Schild and Steven Glintz
Field Trip Coordinators 2024–2025

Images from the Field Trips may be viewed at [NVPS Field Trips Gallery](#).



by Steven Glintz



by Steven Glintz

Member Recognition

NVPS members have been busy creating photographic images, submitting them to shows, and getting accepted. Congratulations!

Suzy McIntire's image **“Wetland Silhouette”** was awarded **Best in Show** in the the Art League of Alexandria's January [Open Juried Show](#).



Suzy McIntire, “Wetland Silhouette”

Rena Schild was awarded a **People's Choice Award** for her image taken in **Huntley Meadows Park** in the Fairfax County's [2025 First Hike Fairfax](#) photo contest.



Rena Schild, Huntley Meadows Park

If you have won any prizes for your photographs displayed in any gallery show, please send us a notification to the address shown for “Editors” at [Board Contacts](#) so that we can include your honor in our next issue and on the web page. Size the photos for competition (1400 px max width, 1050 px max height, @ 127 px dpi) and include any information regarding the show/award/website, etc.

Member Announcements

Debra Mastronardi's show titled "Street Photography" is on display at the [Beanetics Coffee Roasters](#) (7028 Columbia Pike, Annandale, VA) through February 18. The next show titled "Architectural Abstracts" will be by Judy Guenther from February 18 through April 1.

Outside Competitions

Joseph Miller Abstract Show—The Joseph Miller Center for the Photographic Arts is announcing its **14th Annual Abstract Photography Exhibit**. We invite all photographers to submit entries for this prestigious event. We were unable to organize the event in 2024 due to circumstances beyond our control. For 2025, we are back and prepared to hold a virtual exhibit. We have revamped the entry and exhibit spaces, and expect to hold an exceptional exhibit.

The preceding exhibits played a major role in the popularity of abstract photography, not only in the Northern Virginia area, but in the larger photographic community. Joseph Miller's outstanding reputation attracted entries from international and national photographers. We strive to continue that tradition.

New in 2025 is the addition of cash prizes for Special Merit, Best in Show, and Peoples' Choice awards.

The Joseph Miller Center began accepting entries for the 14th Annual Joseph Miller Abstract Photography Exhibit on Monday, December 30, 2024.

The deadline for submissions will be Sunday, March 16, 2025.

We will post a detailed Prospectus containing all relevant information for the exhibit on the [Northern Virginia Alliance of Camera Clubs \(NVACC\) website](#).

Smarter Entry—The website [Smarter Entry](#) is a valuable source of information for upcoming juried competitions with physical and virtual galleries all over the country. You can subscribe to their monthly newsletter which lists current openings.

CaFÉ—This website has an ongoing call for entries at [Call for Entry](#). You can sort your search for open opportunities many different ways.

EntryThingy—This is another management portal for entering competitions. The website is [EntryThingy](#).

ArtCall—A newer arts management organization for entering competitions is [ArtCall](#).

Workshop Offerings

NVPS offers speakers and competition judges the opportunity to have notices about upcoming tours and workshops in FotoFAX for two years after the date of their NVPS program.

David Akoubian

[David Akoubian](#) has been a professional nature photographer since 1992, and has been leading workshops around the United States and Iceland for many years. His workshops are more than just about photography. Together with his teaching partner, he tries to give the experience of the area they are in. From staying on a barrier island off of the coast of Georgia, to rustic cabins in Wyoming's Grand Teton NP and in Alaska, the

participants get a feel for life in the area. Workshops include ground transportation, lodging, and most meals. Join David and experience a new area!

Alain Lázaro Gutiérrez Almeida

Alain Lazaro Gutierrez Almeda is a professional photographer who was born and raised in Havana, Cuba. Alain has created his own company “Thru Alain’s Eyes” that designs, coordinates, and guides individualized tours that meet the legal requirements for Americans visiting Cuba. Visit [Alain Gutiérrez Photography](#) for more information and to view his galleries.

Deborah Loeb Bohren

Deb’s small–group online workshops and 1–to–1 mentoring programs are the perfect way to begin, build, or advance your photography skills, and expand your creative vision. Classes range from ways to take your travel images beyond the postcard to photographic expressionism (think Intentional Camera Movement and multiple exposure), and from layers and blend modes in PS to creating abstract images with your mobile phone. Classes are limited to 3–5 participants. For more information and to register, visit [Traveling Lens Photo Tours](#).

Tim Coburn

A DC native, Tim Coburn is an accomplished photographer known for capturing the essence of his subjects. With over two decades of experience, Tim brings his well–honed sense of style, design, color, and light to every shoot. The resulting images are a testament to his skill and artistry. Visit [Tim Coburn Photography](#).

Lisa and Tom Cuchara

Known for their expertise in photography, Photoshop, and inspirational workshops, Lisa and Tom mentor in–person/via Zoom, present programs, lead photo tours, and are Wildside Tour leaders. They would love to have an opportunity to inspire you with their “Creativity is contagious, pass it on” philosophy and their “Don’t shoot what it looks like, shoot what it feels like” approach. They hope that their passion and creativity inspires you to capture beautiful photons and manipulate pixels with impact. [PhotographyByLisaAndTom](#)

Mollie Isaacs

Mollie offers a variety of workshops and webinars for all levels of photographers. To learn more about her programs, please visit her website at [Awake the Light Photo Workshops](#). Make certain to also sign up for her newsletter which is full of insightful tips.

Jennifer King

A world–renowned and award–winning educator, nature, and fine art photographer, [Jennifer King](#) leads workshops around the world. You can find her current list of workshops and educational opportunities at [Jennifer King Workshops](#).

Colleen Miniuk

Take your photography skills, passion for the outdoors, and love for adventure to the next level! Combining Colleen's enthusiasm for learning and helping others—and for life itself—her educational and inspirational photography workshops give photographers of all levels a supportive environment to explore their craft and their own creative talents in awe-inspiring surroundings. Colleen will help you develop your internal artist by fine-tuning your skills, techniques, and approaches, both technically and creatively, to enable you to become a more competent, confident, and expressive photographer. For more information and to register, visit [Colleen Miniuk Photography & Writing](#).

Angie McMonigal

Angie's mission is to help creative-minded photographers explore the world of architectural photography. Through blog posts, eBooks, newsletters, photowalks, and workshops, she aims to provide hands-on, practical, and creative training. You'll be able to improve your entire creative process from shooting to post-processing. Visit [Angie McMonigal Photography](#) for more information.

James Prochnik

James Prochnik teaches photography online and in person. For information, please contact him at his [website](#), or follow him on [Instagram](#) for the latest news and announcements about upcoming courses.

Mary Louise Revese

Mary Louise offers online and in-person workshops. Information on her workshops can be found at [Bella Vista Photography](#). Use Promo Code NVPS for a discount on workshops. Discounts vary by workshop and discounts are in addition to early-bird pricing.

Blake Rudis

Blake is a self-published author and has worked as an independent photo-educator for many software companies. Throughout his teaching efforts at [f.64 Academy](#) Blake has helped hundreds of thousands of photographers excel in their post-processing endeavors. He hosts Photoshop tips, courses, monthly critiques, and live events on his [f.64 Elite monthly membership website](#).

Jeffrey Gabriel Silva

Jeffrey Gabriel Silva is an award-winning photographer and filmmaker based in Chicago, IL, who offers in-person and online courses for all levels of students. For more details visit [Jeffrey Gabriel Silva Photography](#).

Cat Simmons

Cat Simmons is a studio portrait and conceptual artist who loves to nurture artists towards their own growth and personal goals. She tutors, mentors, and teaches on a variety of topics, both in-person and on-line. For current learning opportunities, visit her website [Cat Mac Studios](#).

Michele Sons

The Art of Place is Michele's holistic education resource for landscape and nature photographers, encompassing the entirety of the art and craft of photography. Through her eBooks, private online mentoring, and private field workshops, Michele shares her unique approach to expressive image-making. Learn how to connect with the natural world, and express yourself confidently and creatively. Elevate your artistry with Michele and The Art of Place. For more information, visit [Michele's website](#).

Jim Zuckerman

Jim is an award-winning photographer, published author, and educator. He offers books and online classes, and leads small-group photography workshops and tours in the US and around the world. His website is [Jim Zuckerman Photography](#) and you can find out the latest information on his tours at [Jim Zuckerman Photo Tours](#).

NVPS Elected Board Members 2024–2025



Deb Rose
President



George Hogeman
VP Programs



Frank Napoli
VP Operations



Janis Kane
CO-VP Competition



Art Rose
CO-VP Competition



Tom Brett
Treasurer



Pat Corey
Secretary/Historian

Contact Board Members and Key Volunteers through the [Board Contacts](#) page.



Photographic Society of America


NVPS is a member of the Photographic Society of America (PSA), a worldwide organization whose mission is:

- ▶ To promote the art and science of photography as a means of communication, image appreciation, and cultural exchange
- ▶ Provide education, information, inspiration, and opportunity to all persons interested in photography
- ▶ Foster personal growth and expression, creativity, excellence, and ethical conduct in all aspects of photographic endeavor

Activities for Members of PSA include:

- ▶ Educational opportunities include Online Courses, Webinars, Mentors, Consultants, and Study Groups
- ▶ A Monthly Journal, online or print copy
- ▶ Six Divisions specializing in distinct photographic areas
- ▶ Quarterly Division Newsletters
- ▶ Competitions for members and club members
- ▶ Opportunities for members to volunteer

More information about membership and activities of PSA may be found at the [Photographic Society of America website](https://www.psa.org).



NVPS **FOTOFAX** PSA award–winning newsletter 2024