

OCTOBER 2024

VOL. 60, NO. 2

60 YEARS

FOTOFAX

NEWSLETTER
OF THE
NORTHERN
VIRGINIA
PHOTOGRAPHIC
SOCIETY

“Giants Causeway”

by
Mike Whalen



FOTOFax is the newsletter of the **NORTHERN VIRGINIA PHOTOGRAPHIC SOCIETY** NVPS

FotoFAX is published monthly September through June.

FotoFAX issues, past and present, can be found at [FotoFAX](#).

All content within FotoFAX is ©NVPS and may not be used without express written permission from NVPS.

NVPS members wishing to author articles, provide content, announce awards they have received, or communicate shows in which they have images should write to the email for **“Editors”** on [Board Contacts](#).

EDITOR/DESIGNER
Judy Guenther

ASSISTANT EDITOR
John Nash

© 2024 Northern Virginia Photographic Society



President’s Message	3
From the Editor	4
NVPS Club Calendar	5
NVPS PROGRAMS	6
October 1, 2024 (Zoom) Nick Sinnott—Lightroom Workflow	6
EDUCATION & TRAINING	7
October 8, 2024 (In Person) Bring Your Camera and Prints Night	7
October 29, 2004 (In Person) Fifth Tuesday—Stan Bysse—Here Comes the Judge!	9
NVPS COMPETITIONS	10
October 15, 2024 (Zoom) Samantha Stephens—No Theme (Digital)	10
September 17, 2024 Competition Results	11
MEMBER’S GALLERY	17
October 22, 2024 (In Person) Print: Gaetana Ebbola—The Fun of Handmade Books	17
October 22, 2024 (In Person) Virtual: Nancy Galib—Wildlife, Landscape, Macro—My Photo Journey	19
MEMBER’S FORUM	21
October 22, 2024 (In Person) Wayne Wolfersberger—Yellowstone 98	21
GUEST ARTICLE	23
David L. Crooks—Looking for a Frugal Way to Display Your Portfolio?	23
FIELD TRIPS	27
October 19, 2024—National Capital Trolley Museum (no rain date) (In Person)	27
MID-ATLANTIC PHOTO VISIONS	28
EXTRAS	30
Member Recognition and Member Announcements	30
Outside Competitions	30
Workshop Offerings	31
NVPS Elected Board Members 2024-2025	33
Photographic Society of America (PSA)	34

MESSAGE FROM THE **PRESIDENT**



Deb Rose

“Successful artists work closely with other artists and have not one but often numerous mentors to guide them through their careers.”

Angie Wojak

Our club year is off to a great beginning! Our speakers have inspired our creativity and taught us new skills. As we move deeper into our year, I would like to encourage you to think about the importance of time spent in the company of other photographers. Being a part of the NVPS community

supports us as we integrate and develop our skills and abilities and develop our own style and photographic “voice.”

As we begin our Competitions, Forums, Galleries and Portfolio Project, you may find yourself questioning your confidence and abilities. Are my photos good enough? What if the judge doesn’t like them? What if no one likes my portfolio? In full transparency, I will admit I just had a similar conversation with myself preparing photos for competition! Recalling the advice from one of my mentors helped me move past hesitating to participate and getting my submission in. One way to address this, as Angie Wojak states, is to seek out guidance from others who can support us in navigating our learning and growth.

Here at NVPS we have many opportunities for interaction and learning. Our Mentor Program can match you with someone who can support and guide your development. They can support you in developing a critical, yet kind, perspective in reviewing your images, and also in practicing techniques with your camera and post processing. Our in–person meetings provide time to share, reflect, and learn. Field Trips are another way to gather for fun and learning.

Another great opportunity is Mid-Atlantic Photo Visions (MAPV) November 2 and 3 at the Hylton Performing Arts Center in Manassas. There is a wide range of topics you can explore, as well as hands–on activities with your camera. As a member of NVPS you can also receive a 10% discounted admission. MAPV is meeting in person this year, another great opportunity to interact and meet other photographers.

I look forward to seeing you at our upcoming meetings, online with Zoom, and in person at the firehall at our scheduled activities. Until next month, I will leave you with this thought:

“Creativity is experimenting, growing, taking risks, breaking rules, making mistakes, and having fun.”—Mary Lee Cook

Deb Rose
President
2024–2025

MESSAGE FROM THE EDITOR



Judy Guenther

As the leaves start to turn and the cooler autumn air settles in, I'm excited to welcome you to the October edition of our NVPS newsletter. It's been a fantastic start to the new club year, and I want to touch on a few timely topics.

FotoFax Awarded Honorable Mention in the PSA Newsletter Competition.

I'm excited that the NVPS Newsletter **FotoFax** was recognized with an Honorable Mention award in the Photographic Society of America's (PSA) annual newsletter competition. The judges were very complimentary of the design, contents, and cover, and commented, "The presentation of competition images is beautiful and the images are a joy to behold." What a compliment to the exceptional quality of our NVPS photographers!

September Competition Results. Our first competition of the season was a resounding success! Congratulations to everyone who participated. The variety and creativity in the submissions were truly inspiring, and the September competition results begin on page 11. Whether you took home a ribbon or simply enjoyed the challenge of competing, I hope you found it to be a rewarding experience. For those who missed this one, don't worry—there are plenty more opportunities to showcase your work and grow as a photographer.

Autumn Photography—Capturing Fall Foliage. Autumn is a magical time for photography, with vibrant colors and stunning landscapes. To help you plan your shoots, here are a few websites that predict peak fall foliage across the US:

[Virginia Fall Foliage Report](#)

[Smoky Mountains Fall Foliage Map](#)

[New England Fall Foliage 2024](#)

Make sure to plan your trips accordingly to catch the peak colors and make the most of this stunning season.

Get Involved: Write for the Newsletter! I'm always looking for fresh perspectives and ideas for our newsletter. If you have a topic about which you're passionate, I'd love to hear from you. It's a great way to share your expertise and contribute to our vibrant community. If you're interested in writing a guest article, please reach out to me at the [Board Contacts address for FotoFax Editor](#).

Exciting Announcement Ahead. Stay tuned for the upcoming announcement from the Mid-Atlantic Photo Visions on images that have been juried into the 2024 photo show. It's always thrilling to see the incredible talent within our community recognized on a larger stage.

Thank you for being a part of NVPS. I can't wait to see what beautiful images you capture next!

Judy Guenther
Editor

CLUB CALENDAR

NVPS conducts meetings every Tuesday evening September—May. Program meetings and digital-only Competitions are virtual and Zoom links are sent out the day of the meeting. Information regarding in-person Education & Training, Member's Gallery and Forum, and digital and print Competition meetings will be shared as well. The NVPS meetings and events for the next three months are listed below. Please check the [NVPS Calendar](#) for up-to-date information.

OCTOBER

Tuesday	1	PROGRAM: Nick Sinnott—Lightroom Workflow (Zoom)
Tuesday	8	EDUCATION & TRAINING: Bring Your Camera and Prints Night (In Person)
Tuesday	15	COMPETITION: Samantha Stephens—Theme: None (Digital) (Zoom)
Saturday	19	FIELD TRIP: National Capital Trolley Museum, MD (no rain date) (In Person)
Tuesday	22	MEMBER'S GALLERY: Print: Gaetana Ebbole—The Fun of Handmade Books (In Person) MEMBER'S GALLERY: Virtual: Nancy Galeb—Wildlife, Landscape, Macro—My Photo Journey (In Person) MEMBER'S FORUM: Wayne Wolfersberger—Yellowstone 98 (In Person)
Tuesday	29	EDUCATION & TRAINING: Stan Bysse—Here Comes the Judge! (In Person)

NOVEMBER

Sat–Sun	2–3	MID-ATLANTIC PHOTO VISIONS: Annual Meeting (In Person)
Tuesday	5	PROGRAM: TBA—TBA (Zoom)
Tuesday	12	EDUCATION & TRAINING: Kimxuan Nguyen—Long Exposure Photography (In Person)
Saturday	16	FIELD TRIP: The Potomac River and C&O Canal (In Person)
Tuesday	19	COMPETITION: Sandi Croan—Theme: None (Digital and Prints) (In Person)
Tuesday	26	MEMBER'S GALLERY: Print: John Olsen—Journey to the Subcontinent of India (In Person) MEMBER'S GALLERY: Virtual: Jim Sinsheimer—Illinois Forest Preserves (In Person) MEMBER'S FORUM: Ginger Werz—Petricka—TBA (In Person)

DECEMBER

Tuesday	3	PROGRAM: TBA—TBA (Zoom)
Tuesday	10	EDUCATION & TRAINING: TBA—Post Processing Q&A (In Person)
Saturday	14	FIELD TRIP: Fireworks from Jones Point and Old Town Holiday Decorations (In Person)
Tuesday	17	COMPETITION: Deborah Loeb Bohren—Theme: Motion (Digital) (Zoom)
Tuesday	24	NO MEETING: Holidays

OCTOBER 1 (ZOOM)

Nick Sinnott

Lightroom Workflow

Nick Sinnott is the Owner and Director of Chicago Photography Classes. With over a decade of experience in teaching photography, Nick has mastered the art of guiding students of all levels to capture their creative visions. He has meticulously crafted the curriculum for numerous popular courses, including the highly acclaimed "Drips, Drops and Illusions Workshop," "Macro Photography," and comprehensive "Lightroom and Photoshop" classes.

Nick's passion for photography extends beyond the classroom. He is an avid photographer who loves capturing the beauty of landscapes, the excitement of sports, the elegance of architecture, and the intricacies of real estate. At home, he cherishes documenting the everyday moments of his vibrant family life with his four children and wonderful wife.

As a recognized Calibrite Ambassador, Nick stays at the forefront of the photography industry, continually exploring new techniques and sharing his knowledge with a community of enthusiastic photographers. Whether you are just starting out or looking to refine your skills, Nick's expertise and approachable teaching style make him an invaluable resource for every photography enthusiast.

His website is [Nick Sinnott Photography](#).

Prior to October, 2023, [Lightroom](#) (formerly called Lightroom CC) was solely cloud based and Nick personally never used it. Now, Lightroom can also access local files, completely changing workflows so much that after 13 years of being a Lightroom Classic user, Nick now solely use Lightroom—and loves it! Learn his workflow and the reasons why it works for him.



Nick Sinnott



OCTOBER 8 (IN PERSON)

Bring Your Camera and Prints Night

Mixing things up a bit, our regular Education and Training meeting on October 8 will be an in-person, “Bring Your Camera and Prints” meeting at the firehouse. Let’s do shots!

Now that you have printed your best images for competition, we will start with a 10-minute presentation on matting by Bob and Willa Friedman. After that, it is all hands-on (deck)! We will have mat cutters, so bring your prints and mat board and get those prints matted and ready for competition.

We will also have several stations set up to encourage you to try something different with your camera, including bringing out the texture in common items (e.g., fossils, corks, fabrics, and shells) and photographing water in motion. If you have something that you think others in the club might enjoy photographing, please bring it! We will have lights, but bring your flash too, as it may come in handy.



George Bradshaw—Model Train Station



George Bradshaw—Beach Station

(Education & Training continued)



George Bradshaw—Crazy Color Station



George Bradshaw—Drip Station



George Bradshaw—Water Droplet Lens Station



George Bradshaw—Cookie Station



George Bradshaw—Smoke Station

OCTOBER 29 (IN PERSON)

Here Comes the Judge!

Stan's photographic journey started in the 1960s with a hand-me-down Nikkormat. But because of his love for scuba diving and marine tropical reef ecology, his equipment and images became dedicated to underwater nature. By 2010 it was time to hang up the scuba gear and when he joined NVPS, Stan was exposed to a whole new world of land-based photography. Still, nature remained a driving force behind his images. Since joining the club, Stan has "volunteered" for Field Trips (twice), Competitions, and Mentoring and is a past President. For the past decade he has helped lead photo tours in Washington State, Alaska, Yellowstone National Park, New Mexico, and Florida.



Stan Bysshe

Like most NVPS members, Stan has entered countless photo competitions and has had numerous favorite images shot down by judges. It is important to pay attention to detail when taking a photo and processing it. But it is also important to remember the reason why you took the photo and what it was that caught your eye—did you successfully convey that vision to the viewer? Stan's talk will cover thoughts on selecting and processing images that you are considering for entry in competitions. This will include Stan working on some anonymous images taken by club members.

This will be completely anonymous so please consider submitting a RAW out-of-the-camera file that you feel competition worthy. Be sure there are no identifying features on the file and try to submit before October 1. Note that he might not be able to get to all the submitted images.



Stan Bysshe—"West Yellowstone" (original)



Stan Bysshe—"West Yellowstone" (post-processed)

OCTOBER 15 (ZOOM)

Samantha Stephens

No Theme

Samantha Stephens is a biologist-turned-photographer for science and conservation. She uses visual storytelling to communicate scientific research, especially when that research is relevant to conservation issues. Through her work she hopes to foster appreciation for the natural world and the work that helps us understand and protect our shared home.

Samantha is a graduate of the Environmental Visual Communication program offered by the Royal Ontario Museum and Fleming College. She is a National Geographic Explorer, an Emerging League Member of the International League of Conservation Photographers, and a Girls Who Click Ambassador. Her work has appeared in bioGraphic, National Wildlife Magazine, National Geographic, and Photo Life Magazine. Samantha currently spends most of her time in Algonquin Provincial Park (Ontario, Canada), where she documents various wildlife research projects at the Algonquin Wildlife Research Station.



Samantha Stephens

COMPETITION RESULTS

September 17, 2024

THEME: **None**

Many thanks to our September judge, Lisa Cuchara, for her expertise in judging this month's "open" competition. Congratulations to the award winners. You can view all of the winning images on the NVPS website at [2024-2025 Competition Winning Images](#).


NOVICE COLOR DIGITAL



1ST PLACE
Richard Distlerath, "Elephants At Sunset"



2ND PLACE
Todd Key, "Happy Horse"



3RD PLACE
Susan Blalock, "The Survivor"

HONORABLE MENTIONS:

Siva Vittala, "Is It Daytime Already"



1ST PLACE
Patricia Corey, "Just A Sip"

2ND PLACE
Gregory Smith, "Misty Morning"



3RD PLACE
Ying Li, "Harmony"

HONORABLE MENTIONS:

None



1ST PLACE
Anith Feidler, "Eastern Tiger Swallowtail"



2ND PLACE
Gitta Smith, "Mist On Schoodic Peninsula"



3RD PLACE
Jim Dacey, "Oaxaca Weaver"

HONORABLE MENTIONS:

Elizabeth Mulcahy, "Irish Countryside"



1ST PLACE
Nancy Galib, "Defying Gravity"



2ND PLACE
Jim Dacey, "Barn Ladder"



3RD PLACE
Janice Kane, "Sisters Are The Best Friends"

HONORABLE MENTIONS:

None




1ST PLACE

Ilenia Alvarez, "The Sun Rises For Everyone"

2ND PLACE

Thu Huynh, "Sunrise At Mount Bromo"



3RD PLACE

Deb Rose, "Nom!"

HONORABLE MENTIONS:

Bill Corbett, "Gbh At Sunset"

Clark Barker, "Ant Playground"

Judy Guenther, "Safe in Mom's Arms"

Kimxuan Nguyen, "Meal Is Ready"

Rena Schild, "Puffin Profile"


Stan Bysshe "What's For Breakfast"

Thien Nguyen "Here I Come"



1ST PLACE
Don Little, "Polar Bear Approaching"

2ND PLACE
Debra Mastronardi, "A Night At The Racetrack"



3RD PLACE
Rena Schild, "Outstanding"

HONORABLE MENTIONS:

Bill Corbett, "Angry Terns"

Gary Perlow, "Above The Clouds"

Mike Whalen, "Thinking Of Spring"

Stan Bysshe, "Ferrier"

Suzanne McIntire, "Shower After The
Third Chukker"

OCTOBER 22—PRINT (IN PERSON)

Gaetana Ebbole


The Fun of Handmade Books

Gaetana (Tana) Ebbole, an Arlington based photographer, seeks interesting flowers, plants, landscapes, architecture, and interior scenes to photograph. She finds the solitude and peace of being outside in nature, seeing interesting architecture, or working in her ad hoc studio helps her to achieve total focus and a place of total enjoyment. Her goal is to capture an image in such a way that others will be excited and touched as she was by what she saw in that moment. She finds the creative process of finding the scenes to capture, through the process of making a printed image, fascinating. Her interests include landscapes, flora, rural and urban settings, and scenes created in her studio.

She has been selected in juried national, regional and local competitions and is a member of NVPS and the Art League's Gallery 75. All of Tana's images are printed with archival ink on archival paper. Her web site is [Tana Ebbole Photography](http://TanaEbbolePhotography) and she is on Instagram [@TanaEbbole](https://www.instagram.com/TanaEbbole).



Gaetana Ebbole



by Tana Ebbole

(Member's Gallery continued)

We seldom think of making our own photography books from scratch. It is wonderful to be able to make a book with an online company and get back a lovely final product.

But learning and making your own by hand is also fun and fascinating. It allows the photographer to have complete control over the entire process. This opens many possibilities for various book types and styles, choices of the binding materials and designs, and the paper used for the images to be displayed.

While Tana is not an expert, she has enjoyed taking classes and making several books.

Tana finds the creative process of finding the scenes to capture, through the process of making a printed image, fascinating.



by Tana Ebbole



by Tana Ebbole

OCTOBER 22—DIGITAL (IN PERSON)

Nancy Galib

Wildlife, Landscape, Macro— My Photo Journey

Nancy Galib has been taking photographs for most of her life, but much more so in the past seven or so years. She started out with a Kodak Instamatic camera when she was a teenager, and moved on to a rangefinder, and then an SLR during the film-only era. But digital photography and post-production tools were game changers. It's so much easier to experiment without the expense of getting rolls of film developed. Her photography really took off after a photo trip to Alaska in the winter of 2017 when she learned about shooting raw files and post-processing with Lightroom and Photoshop. She loves the creativity that it gives her to convey what she feels. Nancy has taken several photography trips since then to places like Yellowstone, the Southwest, and most recently, Botswana. Each trip brings new skills, new ways of seeing the world around her, and new friends.

Her photography doesn't yet have a particular style, and she is not drawn to one particular genre. She sees photography as a journey of learning, seeing, and connecting with the world around her. Nancy's photos encompass wildlife,



Nancy Galib



by Nancy Galib

(Member's Gallery continued)

landscape, macro, abstract, and everything in between. The wildlife photos will be primarily of the incredible birds and animals she saw along the Chobe River and in the Okavango Delta last fall, but will also include birds and animals a little closer to home. She was captivated by the colors and patterns in Alaska and US national parks, and her landscape photos from these places will include both beautiful mountain scenery as well as the abstract patterns she saw around her. Flowers and insects will make up most of the macro images, many of which were taken in her neighborhood or in local parks. Nancy looks forward to continuing this photographic journey.

Nancy sees photography as a journey of learning, seeing, and connecting with the world around her. She looks forward to continuing her photographic journey.



by Nancy Galib



by Nancy Galib

OCTOBER 22 (IN PERSON)

Wayne Wolfersberger Yellowstone 98

98% percent of the visitors to Yellowstone never see 98% of the park!

Wayne is an ecologist–naturalist, educator, and photographer with a master’s degree in education. Over his career, he worked for the Fish and Wildlife Service, the National Park Service, and the Navy Photographic Center. He has spent 45 years in science education in public schools and universities. He has taught a variety of photography classes, led photography tours, and has presented educational nature photography programs in the Mid-Atlantic region, the UK, and Australia. He has received multiple awards from Natures Best, North American Nature Photography Association (NANPA), and several other photography organizations. His photos have been published in a variety of media and appeared in fine art exhibits as well as stock photography around the globe. His web site is Nature is Wild Photography.



Wayne Wolfersberger

The average visitors spend two days visiting Yellowstone, with all their time on roads connecting them to the big–name features such as Old Faithful, Yellowstone Falls, Mammoth Hot Springs, and some other geyser basin features.



Wayne Wolfersberger—“LeHardy Harlequins”

(Member's Forum continued)

They seldom stop even to view some other features along the way in their rush to get to the next “big thing.” They “hike” the board walks around some of the geyser basins but little else in their rush to “see it all.” There is so much more to see and do in the world’s first national park that is 2.2 million acres of treasures.

Wayne will share some of the “undiscovered gems” that are commonly overlooked. This will be from his perspective as a Yellowstone Ranger and as a photographer, and will include boating, hiking, and even camping or sleeping on your boat docked at the public marina at the largest natural freshwater lake in the country.



Wayne Wolfersberger—“Crystal Falls”



Wayne Wolfersberger—“Sailboat Hotel”

Wayne will share some of his experiences as a Yellowstone National Park Ranger to share "undiscovered gems" that 98% of visitors never see.

David L. Crooks

Looking for a Frugal Way to Display Your Portfolio?

If you are at all like me, you want a cost-effective way to display your best photos. Over the years, I have not taken it too seriously; I just used my Flickr account to display my photos, in addition to Instagram and Facebook. I have been a long-time Flickr user and have witnessed the annual cost go up to \$72.99, and it does not display my photos very well. It provided me with a “lazy” way to display my photos. And then I found [Adobe Portfolio](#)!

Before I go any further, I want to mention that there is a requirement for using Adobe Portfolio. You are required to have a subscription plan with Adobe. Another option to create a portfolio website, if you do not have an Adobe subscription, is to use a company called [Format](#). For about \$11 a month, you can create a professional-looking portfolio website that includes a custom domain and an online store. For Adobe Portfolio, the domain name is an extra fee plus there is a way to integrate with Etsy or Shopify.

I first found out about Adobe Portfolio from Scott Kelby by attending one of his classes. Of course, YouTube has several videos on how to create a portfolio with Adobe Portfolio in 20 minutes. However, I do not think any of them do that great of a job. Sometimes, editing the website can be quirky, and following the different templates to design the portfolio website is time-consuming. So, it is never that easy.

If you already have a subscription with Adobe to edit your photos with Photoshop and Lightroom with the [Photography Plan](#) then you have access to Adobe Portfolio. I have been paying for the Adobe subscription since first it came out. I have only needed the 20GB plan for \$9.99 a month. For me, it’s one of the best deals in photography since they provide regular updates. It includes Adobe Portfolio, and that makes it an even better deal as it is basically “free” since it is included in the subscription. Plus, it offers the ability to create five websites!



David L. Crooks

(Guest Article continued)

Here are some basic steps to get started:

- ▶ Step 1—Select a template that defines the layout of the website, navigation, and other attributes.
- ▶ Step 2—Organize your photos into collections in Lightroom Classic (desktop version).
- ▶ Step 3—Sync the collections to Lightroom (cloud version), where they are called Albums.
- ▶ Step 4—Add the Albums to the website via a page to display the photos.

On the Adobe Portfolio website, it is easy to create pages for the About and Contact page. When adding a page to create an About page, there is a header section for the Title. Next, you can add a Text box for the description of what you want folks to know about who you are as a photographer. You can also change the fonts within the page to a variety of Adobe fonts.

The Contact page is fairly simple to add your email address, so when someone wants to contact you, the message is sent to you. I was concerned about being spammed with the contact page, but it is secure. I know a photographer who has had a portfolio site for over seven years and has never had an issue with spam. When you receive an email, it has this sentence: “If you believe this is spam, please avoid clicking links or replying with personal information. Learn more about protecting yourself from scams [here](#).”

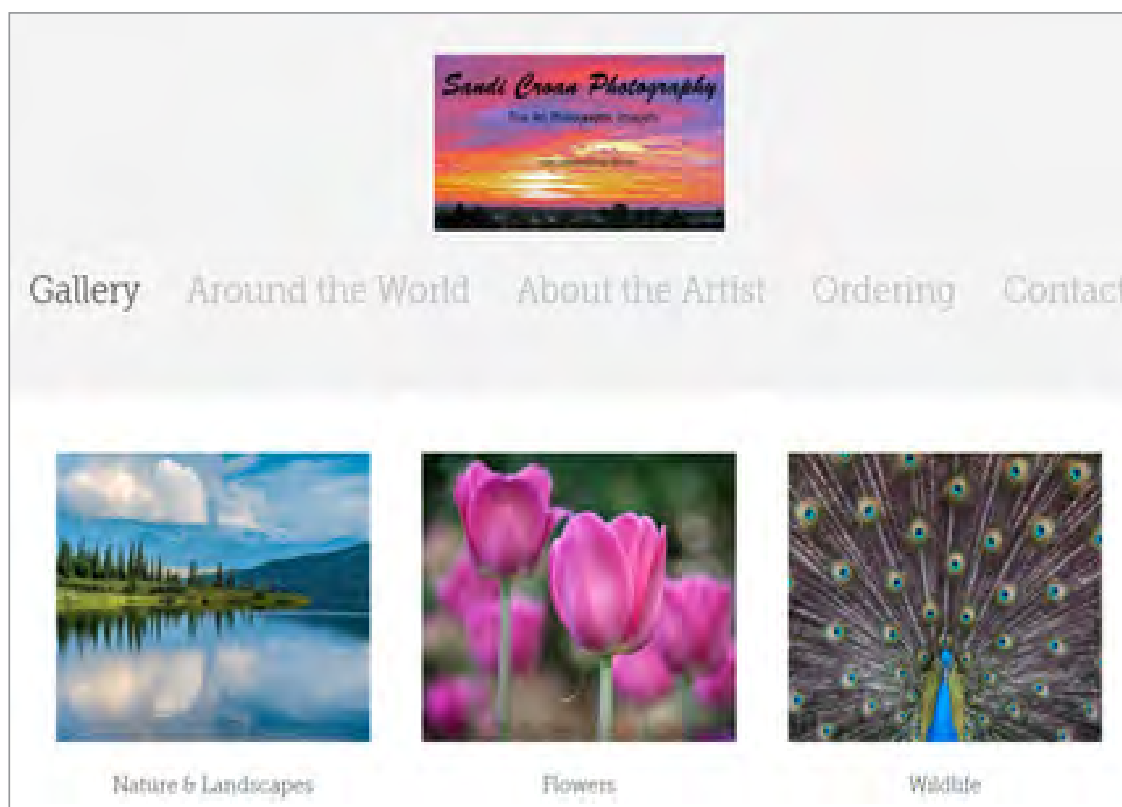
Long-time NVPS member, Sandi Croan, asked me if I could help her update her photography website, shown below:



Previous website by Sandi Croan

(Guest Article continued)

I worked with Sandi to create a new website at [Sandi Croan Photography](https://www.sandicroanphotography.com) with Adobe Portfolio and here is the result:



New website with Adobe Portfolio for Sandi Croan

I also guided her with transferring her website domain name. She was paying \$26 a year to [Namecheap](https://www.namecheap.com). I have been with them since 2007 and they always have coupons. The transferred cost was less than \$12.

A major consideration is that the photos should be scaled down to improve the loading of the images and to save space in the cloud. So, the amount of storage you pay for with the photography plan is 20GB and in Sandi's case, she was only using about a third of the total amount of that 20GBs.

I consulted with ChatGPT for a list of the many features of Adobe Portfolio, like the ability to easily change themes. The more modern themes have navigation on the top compared to the left side of the website. You can easily add social media links to Flickr, YouTube, Instagram, and Facebook.

By default, the website is secured and compliant with modern web standards. No coding is

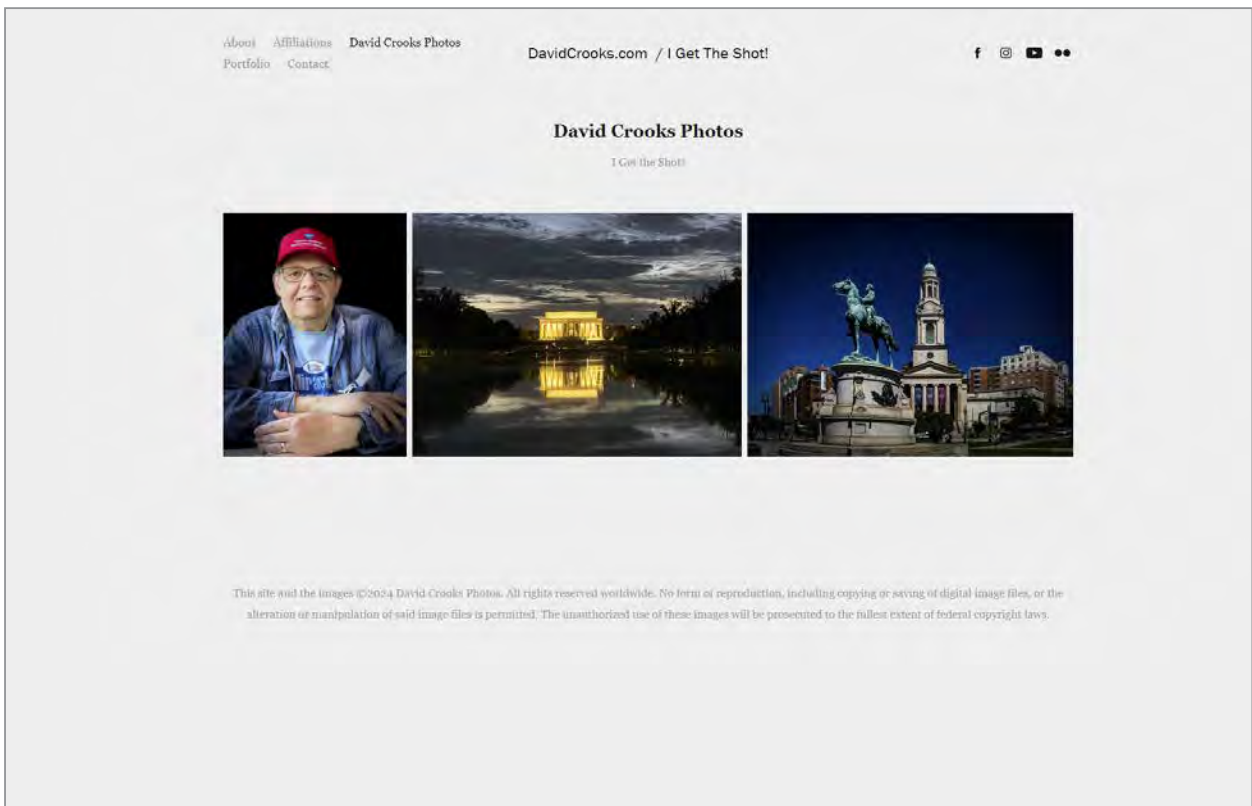
(Guest Article continued)

required to modify the pages, and the images are optimized with large images. Plus, the images are protected from right clicks, which would allow for saving the photo locally. There are basic Search Engine Optimization (SEO) tools to add metadata and keywords. Google Analytics can be integrated to track visitor and website performance.

With Adobe Portfolio, you can add a password so only a certain person or group can view the page. You can also add a password to a gallery so only a client can review and approve the photos.

In summary, as you can see, there are many features to create a portfolio of your images in a clean, good-looking website.

If you have any questions or are looking for some assistance with your Adobe Portfolio website, please contact me at the address for Webmaster on [Board Contacts](#). You can see my Portfolio website at [David Crooks Photography](#).



Website of David Crooks Photography built with Adobe Portfolio

OCTOBER 19 (IN PERSON)

National Capital Trolley Museum

11:45 a.m. to 2:30 p.m. (no rain date)

In October we're visiting the National Capital Trolley Museum where we can photograph streetcars from DC and other cities. At the visitor center we can see exhibits and presentations on the streetcar system as well as board an historic streetcar for a ride around a one-mile track. And of course, we can photograph the many streetcars from six different nations which are on display.

More information about the Trolley Museum can be found at their [website](#).

When:

- ▶ Saturday, October 19 from 11:45 a.m.—2:30 p.m. (no rain date). The museum is open from 12:00 p.m.—5:00 p.m. on Saturdays, so feel free to stay late.

Equipment and Notes:

- ▶ A 24–70mm lens and a wide-angle lens are both good choices for the streetcars, details, and streetcar tracks.
- ▶ Admission to the museum is \$12 (\$10 for seniors and those under 18). The museum strongly recommends [purchasing tickets online](#) (the website shows 30 tickets are sold online for each date) but says that walk-ins are welcome.
- ▶ There is free parking for visitors, and it is also a ten-minute ride from the Glenmont Metro station (red line).

Where:

- ▶ National Capital Trolley Museum
1313 Bonifant Road
Colesville, MD 20905
(301) 384–6352

Images from the Field Trips may be viewed at [NVPS Field Trips Gallery](#).

We hope you can join us!

Rena Schild and Steven Glintz

Field Trip Coordinators 2024–2025



Photo from the Museum's website



[The Mid–Atlantic Photo Visions](#) (MAPV) website has opened up the registration for its LIVE and IN–PERSON event to be held at the [Hylton Performing Arts Center](#) in Manassas, VA, on Saturday–Sunday, November 2–3, 2024.

Here's what's happening:

- ▶ There is an amazing lineup of renowned [speakers](#) to inspire us with their exciting presentations on a wide variety of topics from landscape to portraiture to architecture and everything in between. The 20 presentations are headlined by the legendary Art Wolfe returning as our special guest. And Nikon Canada Ambassador Michelle Valberg who gives the Saturday and Sunday Keynote presentations.
- ▶ 15 of the presentations will be recorded for viewing after the event for those that have purchased the “All Presentations Pass”.
- ▶ If that weren't enough, bring your camera and enjoy any of the 35 [Hands–On Workshops, photo shoots and 1–on–1 sessions](#). These sessions are limited in size for ease of shooting and close instruction. Bring your camera and register soon — many sessions will sell out.
- ▶ We'll have [camera manufacturer reps, photography vendors, and a local camera store](#) open for business.
- ▶ Two free Zoom presentations that occur as a prelude to the event with one on 10/24 and the second on 10/27. (Registration is required)
- ▶ Two free in–person presentations on–site at the Hylton Center. (Registration is required)
- ▶ To top it all off, view the [500+ juried photos](#) on exhibit from club members and students from area schools.

There is an EASY–TO–READ PDF of the [MAPV 2024 schedule](#) that you can download and print as you consider all of your options.

ENTRY IS FREE to the vendor hall, the free Zoom and In–person presentations, and for the three juried exhibits of photography by adult and student photographers.

Here's what is included with each of the various types of [presentation passes](#).*

- ▶ **All Presentations Pass** (\$230): Attend any of twenty live presentations, of which fifteen will be recorded for later viewing online. Hands–on workshops, photo shoots and 1–on–1 sessions are not included.
- ▶ **Saturday Presentations Pass** (\$175): Attend any of eleven live presentations on Saturday, November 2. Recordings, hands–on workshops, photo shoots and 1–on–1 sessions are not included.
- ▶ **Sunday Presentations Pass** (\$155): Attend any of nine live presentations on Sunday, November 3. Recordings, hands–on workshops, photo shoots and 1–on–1 sessions are not included.
- ▶ **Choice of 4 Presentations Pass** (\$145): Attend any four presentations on Saturday–Sunday, November 2–3. Recordings, hands–on workshops, photo shoots and 1–on–1 sessions are not included.
- ▶ **Hands–on Workshop, Photo Shoots & 1–on–1 Instruction Passes** (prices vary from \$60 to \$90): Bring your camera! Choose from 35 workshops, photo shoots and 1–on–1 instructional sessions. Each one is limited in size; passes are sold first–come, first–served. No speaker presentations or recordings are included.

(Mid-Atlantic Photo Visions, continued)

Mid-Atlantic Photo Visions

- ▶ **Free Presentations:** Online registration is required for two FREE Zoom presentations and two FREE live presentations.

***PLEASE NOTE:** Club Member Discounts of 10% are available on the purchase of any of the Presentation Passes for **2023–2024** NVPS members. Enter your email address in the “Discount Code” field to receive the discount.

This discount does not apply to the hands-on workshops, photo shoots and 1-on-1 sessions which must be purchased individually from any of the presentations pass.

And don't forget about ordering lunch from Panera now by [clicking here](#). Then pick it up in our new guests' lounge during MAPV 2024! Order in advance, please—no orders can be taken during MAPV 2024 and there are no other on-site vendors from which to purchase a lunch. You may bring your own lunch and there will be a seating area provided.

I look forward to seeing you all at this incredible event!

Jack Ledgerwood
NVPS MAPV Representative



Member Recognition

NVPS members have been busy creating photographic images, submitting them to shows, and getting accepted. Congratulations!

Congratulations to our **NVPS FotoFAX Editor Judy Guenther, Assistant Editor John Nash, and Designer Robin Weisz**, for winning **Honorable Mention** in the [Photographic Society of America's](#) (PSA) 2024 Annual Newsletter contest in the Magazine category. Newsletters from PSA member clubs from around the world are judged on presentation, production, and content..



October 2023 FotoFAX Cover
Image by Gary Perlow, "The Great Escape"

If you have won any prizes for your photographs displayed in any gallery show, please send us a notification to the address shown for "Editors" at [Board Contacts](#) so that we can include your honor in our next issue and on the web page. Size the photos for competition (1400 px max width, 1050 px max height, @ 127 px dpi) and include any information regarding the show/award/website, etc.

Member Announcements

Sarah Blalock's show titled "**Lotuses**" is on display at the [Beanetics Coffee Roasters](#) (7028 Columbia Pike, Annandale, VA) through October 15. The next show titled "**Reflections**" will be by **Willa Friedman** from October 15 through November 26.

Outside Competitions

Smarter Entry—The website [Smarter Entry](#) is a valuable source of information for upcoming juried competitions with physical and virtual galleries all over the country. You can subscribe to their monthly newsletter which lists current openings.

CaFÉ—This website has an ongoing call for entries at [Call for Entry](#). You can sort your search for open opportunities many different ways.

EntryThingy—This is another management portal for entering competitions. The website is [EntryThingy](#).

ArtCall—A newer arts management organization for entering competitions is [ArtCall](#).

Workshop Offerings

NVPS offers speakers and competition judges the opportunity to have notices about upcoming tours and workshops in FotoFax for two years after the date of their NVPS program.

David Akoubian

[David Akoubian](#) has been a professional Nature Photographer since 1992 and has been leading workshops around the United States and Iceland for many years. His workshops are more than just about photography. Together with his teaching partner, he tries to give the experience of the area they are in. From staying on a barrier island off of the coast of Georgia, to rustic cabins in Wyoming's Grand Teton NP and in Alaska, the participants get a feel for life in the area. Workshops include ground transportation, lodging and most meals. Join David and experience a new area!

Alain Lázaro Gutiérrez Almeida

Alain Lazaro Gutierrez Almeda is a professional photographer who was born and raised in Havana, Cuba. Alain has created his own company "Thru Alain's Eyes" that designs, coordinates, and guides individualized tours that meet the legal requirements for Americans visiting Cuba. Alain's work can be seen on his [website](#).

Deborah Loeb Bohren

Deb's small-group online workshops and 1-to-1 mentoring programs are the perfect way to begin, build, or advance your photography skills and expand your creative vision. Classes range from ways to take your travel images beyond the postcard to photographic expressionism (think Intentional Camera Movement and multiple exposure), and from layers and blend modes in PS to creating abstract images with your mobile phone. Classes are limited to a maximum of 3-5 participants. For more information and to register visit [Traveling Lens Photo Tours](#).

Tim Coburn

A DC native, Tim Coburn is an accomplished photographer known for capturing the essence of his subjects. With over two decades of experience, Tim brings his well-honed sense of style, design, color, and light to every shoot. The resulting images are a testament to his skill and artistry. Visit [Tim Coburn Photography](#).

Lisa and Tom Cuchara

Known for their expertise in photography, Photoshop, and inspirational workshops, Lisa and Tom mentor in-person/via Zoom, present programs, lead photo tours, and are Wildside Tour leaders. They would love to have an opportunity to inspire you with their "Creativity is contagious, pass it on" philosophy and their "Don't shoot what it looks like, shoot what it feels like" approach. They hope that their passion and creativity inspires you to capture beautiful photons and manipulate pixels with impact. [PhotographyByLisaAndTom](#)

Mollie Isaacs

Mollie offers a variety of workshops and webinars for all levels of photographers. To learn more about her programs, please visit her website at [Awake the Light Photo Workshops](#). Make certain to also sign up for her newsletter which is full of insightful tips.

Jennifer King

A world-renowned and award-winning educator, nature, and fine art photographer, [Jennifer King](#) leads workshops around the world. You can find her current list of workshops and educational opportunities at [Jennifer King Workshops](#).

Colleen Miniuk

Take your photography skills, passion for the outdoors, and love for adventure to the next level! Combining Colleen's enthusiasm for learning and helping others—and life itself—her educational and inspirational photography workshops give photographers of all levels a supportive environment to explore their craft and their own creative talents in awe-inspiring surroundings. Colleen will help you develop your internal artist by fine-tuning your skills, techniques, and approaches, both technically and creatively, to enable you to become a more competent, confident, and expressive photographer. For more information and to register, visit [Colleen Miniuk Photography & Writing](#).

Angie McMonigal

Angie's mission is to help creative-minded photographers explore the world of architectural photography. Through blog posts, eBooks, newsletters, photowalks, and workshops, she aims to provide hands-on, practical, and creative training. You'll be able to improve your entire creative process from shooting to post-processing. Visit [Angie McMonigal Photography](#) for more information.

James Prochnik

James Prochnik teaches photography online and in person. For information, please contact him at his [website](#), or follow him on [Instagram](#) for the latest news and announcements about upcoming courses.

Michele Sons

The Art of Place is Michele's holistic education resource for landscape and nature photographers, encompassing the entirety of the art and craft of photography. Through her eBooks, private online mentoring, and private field workshops, Michele shares her unique approach to expressive image-making. Learn how to connect with the natural world and express yourself confidently and creatively. Elevate your artistry with Michele and The Art of Place. For more information, visit [Michele's website](#).

Mary Louise Revese

Mary Louise offers online and in-person workshops. Information on her workshops can be found at [Bella Vista Photography](#). Use Promo Code NVPS for a discount on workshops. Discounts vary by workshop and discounts are in addition to early-bird pricing.

Blake Rudis

Blake is a self-published author and has worked as an independent photo educator for many software companies. Throughout his teaching efforts at [f.64 Academy](#) Blake has helped hundreds of thousands of photographers excel in their post-processing endeavors. He hosts Photoshop tips, courses, monthly critiques, and live events on his [f.64 Elite monthly membership website](#).

Jeffrey Gabriel Silva

Jeffrey Gabriel Silva is an award-winning photographer and filmmaker based in Chicago, IL, who offers in-person and online courses for all levels of students. For more details visit [Jeffrey Gabriel Silva Photography](#).

Cat Simmons

Cat Simmons is a studio portrait and conceptual artist who loves to nurture artists towards their own growth and personal goals. She tutors, mentors, and teaches on a variety of topics both in-person and on-line. For current learning opportunities, visit her website [Cat Mac Studios](#).

Jim Zuckerman

Jim is an award-winning photographer, published author, and educator. He offers books and online classes and leads small-group photography workshops and tours in the US and around the world. His website is [Jim Zuckerman Photography](#) and you can find out the latest information on his tours at [Jim Zuckerman Photo Tours](#).

NVPS Elected Board Members 2024–2025



Deb Rose
President



George Hogeman
VP Programs



Frank Napoli
VP Operations




Janis Kane
CO-VP Competition



Art Rose
CO-VP Competition



Tom Brett
Treasurer



Pat Corey
Secretary/Historian

Contact Board Members and Key Volunteers through the [Board Contacts](#) page.



Photographic Society of America

NVPS is a member of the Photographic Society of America (PSA), a worldwide organization whose mission is:

- ▶ To promote the art and science of photography as a means of communication, image appreciation, and cultural exchange
- ▶ Provide education, information, inspiration, and opportunity to all persons interested in photography
- ▶ Foster personal growth and expression, creativity, excellence, and ethical conduct in all aspects of photographic endeavor

Activities for Members of PSA include:

- ▶ Educational opportunities include Online Courses, Webinars, Mentors, Consultants, and Study Groups
- ▶ A Monthly Journal, online or print copy
- ▶ Six Divisions specializing in distinct photographic areas
- ▶ Quarterly Division Newsletters
- ▶ Competitions for members and club members
- ▶ Opportunities for members to volunteer

More information about membership and activities of PSA may be found at the [Photographic Society of America website](https://www.psa.org).

NVPS FOTOFAX

PSA award-winning newsletter