

MAY 2024
VOL. 59, NO. 9
59 YEARS

FOTOFAX

NEWSLETTER
OF THE
NORTHERN
VIRGINIA
PHOTOGRAPHIC
SOCIETY

“Lounging in the
Lobby”
by
Judy Guenther



FOTOFax is the newsletter of the **NORTHERN VIRGINIA PHOTOGRAPHIC SOCIETY** NVPS

FotoFAX is published monthly September through June.

FotoFAX issues, past and present, can be found at: [FotoFAX](#).

All content within FotoFAX is ©NVPS and may not be used without express written permission from NVPS.

NVPS members wishing to author articles, provide content, announce awards they have received, or communicate shows in which they have images should write to the email for “**Editors**” on [Board Contacts](#).

EDITOR/DESIGNER
Judy Guenther

ASSISTANT EDITOR
John Nash

© 2024 Northern Virginia Photographic Society



President’s Message	3
From the Editor	4
NVPS Club Calendar	5
NVPS PROGRAMS	6
May 7, 2024 (Zoom)	6
Jim Welninski—In Praise of Shadows	
NVPS COMPETITIONS	9
May 14, 2024 (In Person)	9
Tim Coburn—No Theme (Digital and Prints)	
April 16, 2024 Competition Results	10
EDUCATION & TRAINING	16
May 21, 2024 (In Person)	16
Final Portfolio Project Review—Group 2	
Reviewer—Brian Zwit	
MEMBER’S GALLERY	17
May 28, 2024 (In Person)	17
Print: Open—Members Bring Printed Items to Share	
May 28, 2024 (In Person)	18
Virtual: Kirk Johnson—People Watching	
MEMBER’S FORUM	20
May 28, 2024 (In Person)	20
Debra Mastronardi—Seeing and Capturing Everyday Life—My Approach to Street Photography	
GUEST ARTICLE	22
Stan Bysse—IT’s The Camera!	22
FIELD TRIPS	25
May 11, 2024—Fredericksburg, VA (rain date May 12) (In Person)	25
EXTRAS	27
Member Recognition	27
Member Announcements	28
Outside Competitions and Workshop Offerings	29

MESSAGE FROM THE **PRESIDENT**



Ginger Werz-Petricka

“The two most engaging powers of a photograph are to make new things familiar and familiar things new.”

William Thackeray

It's hard to believe, but we've almost reached the end of the club year. I've had a great time as club president this year and I'm grateful for all the club members who have made this year so successful. There are a lot of people involved in creating the programs you've enjoyed and as many working behind the scenes.

Thanks go to Gary Perlow for bringing us excellent Program speakers, Wayne Guenther and Jim Sinsheimer for their hard work on Competitions, Jim McDermott for his great Education and Training evenings, Janice Kane for bringing us talented club members for Forum, and KieuLan Nguyen and Thu Huynh for doing the same with Member's Gallery. We should all be thanking Susan Blalock for stepping into the Digital Projection job this year and making sure we could see these programs. Those of you who enjoy our Field Trips need to thank Steve Glintz and Rena Schild for their dedication. Deb Rose and Tana Ebbolle have done a wonderful job this year with the Portfolio Project. Willa Friedman has made it possible for us to show our work at Beanetics Coffee Roasters and Jim Sinsheimer has secured exhibit space for the club through Willing Warriors. Bill Millhouser and Stan Bysse offer more education through the Mentoring Program. And our Medical Advisors in this post-Covid time are Lynn Cates and Stan Bysse. Thank you all for your contributions.

You may not know some of our other key people, but without them the club couldn't function. Frank Napoli is our VP of Operations and Tech Team leader, Tom Brett is our Treasurer, and Colena Turner is our Secretary/Historian. Tammy Tideswell, and now Jack Ledgerwood, is our rep with MAPV. Where would we be without the Website and Fotofax? David Crooks is our Website Manager and Tech along with Steve Glintz, with back-ups Deb and Art Rose. Our Website Editors are Barbara Travis and Deb Mastronardi, E-blasts come to you from George Bradshaw, and John Quigley is Gallery Editor. Our other major source of club news comes from FotoFax, edited by Judy Guenther with the assistance of John Nash. All of these members are essential to making the successful club experience that you have enjoyed all year. My thanks go to all of you for making this year a success.

And thank you to all the members of NVPS who participate in our meetings. Your attention and participation is why we are all here. Keep making memories and art with your cameras, and thanks for sharing your exceptional talent with all of us.

I look forward to seeing all of you at our End-of-Year Banquet on June 14 at the Firehall.

Ginger Werz-Petricka

President

2023-2024

MESSAGE FROM THE EDITOR



Judy Guenther

There's no doubt about it—the travel business is booming. According to the International Air Transport Association, the global aviation industry is expected to experience a significant increase in passenger traffic in 2024. Planes were crowded before, but things will get even tighter this year. Some of this is a reflection of the pent-up appetite for travel because of the Covid shutdown, and everyone is eager to get out and see the world.

I've seen many NVPS members and other friends posting wonderful images from their recent travels across a diverse range of destinations. South America offers stunning natural landscapes such as Patagonia, Iguazu Falls, and the birds of Ecuador; Europe provides rich cultural scenes for street photography, the US boasts breathtaking national parks, and exotic locales add an extra layer of adventure. It is inspiring to see these different perspectives through your photography.

I've just come back from a tour of Japan with Jim Cline Photo Tours which I enjoyed very much. We photographed a variety of subjects such as the landscapes of Mt. Fuji, cherry blossoms, kimono-dressed women, historic temples and shrines, snow monkeys, and sumo wrestlers. It was an amazing adventure just as many of you are experiencing.

As we come to the end of another NVPS club year, I want to thank my FotoFax assistant editor, John Nash, for his valuable help with editing the newsletter. And I thank each person who stepped up to the task of writing a guest article. I'm proud that we've had a guest article in each issue of FotoFax this year. I hope people will continue stepping up next year to be an author or to suggest topics which they'd like to see covered.

I wish safe travels to all of you and look forward to seeing your exciting and rewarding photography.

Judy Guenther
Editor



Judy Guenther—"Mt. Fuji Spring"

CLUB CALENDAR

NVPS conducts meetings every Tuesday evening September—May. Program meetings and digital-only Competitions are virtual and Zoom links are sent out the day of the meeting. Information regarding in-person Education & Training, Member’s Gallery and Forum, and digital and print Competition meetings will be shared as well. The NVPS meetings and events for the next three months are listed below. Please check the NVPS calendar on the website for up-to-date information at: [CALENDAR](#).

MAY

Tuesday	7	PROGRAM: Jim Welninski—In Praise of Shadows (Zoom)
Saturday	11	FIELD TRIP: Fredericksburg, VA (rain date May 12) (In Person)
Tuesday	14	COMPETITION: Tim Coburn—Theme: None (No time limit) (Digital and Prints) (In Person)
Tuesday	21	EDUCATION & TRAINING: Brian Zwit—Final Portfolio Project Review—Group 2 (In Person)
Tuesday	28	MEMBER’S GALLERY: Print: Open—Members Bring Printed Items to Share (In Person) MEMBER’S GALLERY: Virtual: Kirk Johnson—People Watching (In Person) MEMBER’S FORUM: Debra Mastronardi—Seeing and Capturing Everyday Life—My Approach to Street Photography (In Person)

JUNE

Friday	14	END-OF-YEAR AWARDS: Judge, David Blecman (In Person)
Friday	14	END-OF-YEAR DINNER: Dunn Loring Fire Station (In Person)

MAY 7 (ZOOM)


Jim Welninski

In Praise of Shadows

Jim has been a working artist for more than 50 years. Thousands of photographers from all over the world have studied his courses and teaching, and he's run lots of workshops in both the US and UK. He's been told that his international award-winning photographs are instantly recognizable as being his. Some of his students will even tell you that he's responsible for both the amazing work they make and for their general craziness. His response to all of that is, "I'm just a guy with a camera and a guitar, and this is just my work. Your photographs are your own. You made them, not me. And if you think you're crazy, welcome home."

He lives in Chicago with his wife, Liz. Their cat Maddy allows them to serve her.


You've worked hard to develop your skills. You have all the right equipment. You've studied all the right things and mastered all the necessary software. You've spent countless hours behind the camera and in front of the computer, so you have solid technique and you're technically proficient. You've definitely put in the time, and you absolutely know what to do. And yet, you find that you're still asking yourself the same old questions:



Jim Welninski



by Jim Welninski



by Jim Welninski

(Programs continued)

- ▶ Why can't I make the photographs I want to make?
- ▶ I want my photographs to reflect my own vision and style, but I'm not even sure I can tell you what those things are. How do I figure that out?
- ▶ I know these things exist and I know they're important because I've seen them in the work of other photographers. But how do I get from here to there?
- ▶ Have I been wasting my time learning the wrong things?
- ▶ How will I ever get to where I want to be?

If that describes you, you can relax a bit because you're already 80 percent of the way there. The good news is that you don't need to learn any new skills to get that last 20 percent. You already know everything you need to know. The bad news is that you've crossed the border and left the reservation. You've entered the wilderness and are now in the realm of The Artist. You're on your own out here, so you need a new plan because the old rules no longer apply. In fact, there are no rules at all in this wilderness, so photography education can no longer provide you with the answers you need. Fortunately, there is a well-trodden path that can lead you forward. You can begin your journey on it by pondering these questions:

- ▶ How do I stop working with the camera?
- ▶ How do I begin creating through the camera?



by Jim Welninski



by Jim Welninski

Jim says that he didn't find his best work—it found him. It showed up after he worked out a practical way to bring his brain and heart together.

(Programs continued)

There is a monumental difference between these two ways of seeing and working. If the only thing you see is what's in front of you, then that's all you'll ever be able to shoot. Truly seeing your work begins long before you point a camera at anything. It begins even before your visual system is engaged. This kind of seeing is an inner act that reaches outward, and it allows you to consciously participate in the act of creation before it even begins. There is a way to do that. It's simple, but it's not easy. You'll also have to work at it, but it's more than worth the effort.

I didn't find my best work. It found me. It showed up after I worked out a practical way to bring my brain and my heart together. That was the key to unlocking it. Join me and I'll show you how I did it. Then I'll show you how to do it yourself.




by Jim Welninski



by Jim Welninski



by Jim Welninski



by Jim Welninski

MAY 14 (IN PERSON)

Tim Coburn

No Theme

A DC native, Tim Coburn is an accomplished photographer known for capturing the essence of his subjects. With over two decades of experience, Tim brings his well-honed sense of style, design, color, and light to every shoot. The resulting images are a testament to his skill and artistry.

Tim began his career as a local morning radio personality where he entertained listeners with his early morning antics. From interviewing celebrities and daring stunts, Tim's infectious energy and creativity continues to shine through his work. His upbeat personality and ability to bring out the best in his subjects continues to be the secret to his success. Tim's strength lies in making his subjects feel comfortable in front of the lens, turning every photo shoot into a collaborative experience that celebrates authenticity.

Tim started his photography business in the fast-paced world of fashion in New York and Miami. His portfolio highlights his versatility, featuring A-listers like Tina Fey, Jerry Seinfeld, Steven Colbert, and Nancy Pelosi.

Now based in Fairfax, Virginia, Tim Coburn Photography operates out of a warm, inviting studio. Equally at home shooting elevated personal portraits to corporate branding images, his clients run the gamut from up-and-coming local talent, to Dell, Facebook, GM, and Amtrak. His 5-star client reviews and professional awards speak for themselves.

Outside of the studio, Tim is an avid skier and world traveler. He has volunteered his skills in Africa and South America, creating image libraries for nonprofits serving local community and educational needs.

You can find out more about Tim at his website [Tim Coburn Photography](#) and at [DC Headshots](#).



Tim Coburn

COMPETITION RESULTS

April 16, 2024

THEME: **None**

Many thanks to our April judge, Lisa Cuchara, for her expertise in judging this month's "open" competition. Congratulations to the award winners. You can view all of the winning images on the NVPS website at [2023 Competition Winning Images](#).

NOVICE COLOR DIGITAL



1ST PLACE
Nancy Galib, "Arctic Night"

2ND PLACE
Noreen Allard, "Light From Above"



3RD PLACE
Susan Blalock, "Bluebells"

HONORABLE MENTIONS:

Mark Seklecki, "Perspective"



1ST PLACE
Susan Blalock, "Electrical Contact"



2ND PLACE
Nancy Galib, "Pals"



3RD PLACE
Bill Kang, "Judging You"

HONORABLE MENTIONS:

None



1ST PLACE
Jeff Hancock, "This Sun Is On Fire"

2ND PLACE
Lidia Slominski, "Sunrise At
Spruce Knob Lake"



3RD PLACE
Elizabeth Mulcahy, "Female Red Winged
Blackbird"

HONORABLE MENTIONS:

Terri Lannigan, "Reflecting Frog"



1ST PLACE
Rick Laduca, "Never Forgotten"

2ND PLACE
Thu Huynh, "Death Valley CA"



3RD PLACE
Jennifer Kang, "Honey Harvest"

HONORABLE MENTIONS:

George Hogeman, "Photographers at
Huntley Meadows"



1ST PLACE
Art Rose, "Grabbing Lunch"

2ND PLACE
Stan Bysse, "Shortie"



3RD PLACE
Bill Millhouser, "Splish-Splash"

HONORABLE MENTIONS:

- Don Little, "The Black Leopard of Laikipia"
- Gary Perlow, "Working Late"
- Kimxuan Nguyen, "Hang In There!"
- Judy Guenther, "Let The Sparks Fly"
- Rena Schild, "X Marks The Spot"



1ST PLACE

Catherine Wang, “Museum of Contemporary Art China”

2ND PLACE

Thien Nguyen, “Wa Mountain”



3RD PLACE

Tom Brett, “The Trees Three 0783”

HONORABLE MENTIONS:

Gary Perlow, “Arizona Light”

Jennifer Nguyen, “Golden Bridge At Night”

Judy Guenther, “Structured”

Wayne Guenther, “Random”

MAY 21 (IN PERSON)

Brian Zwit

Final Portfolio Review—Group 2

The final review for group two of the Portfolio Project will be held with Brian Zwit as our reviewer. Brian, formerly just a photographer and educator in northern Virginia, added filmmaker to his resume during the pandemic years.

While still enthralled with still photography, he is using video to expand his storytelling options and range of subjects. When shooting stills, his favorite subject is the elegance and majesty of nature, particularly landscapes. When filmmaking his favorite subject is the human condition—telling the unique and unusual stories of the everyday person. In addition to his favorite genres, he dabbles with photographing and filming protests, dogs, travel adventures, and street life.

Brian has been teaching photography for more than ten years for workshop companies and non-profits including the Ward Museum, Chincoteague Bay Field Station, and camera clubs in the mid-Atlantic. He is an exceptional Lightroom instructor, and he has had more than 1,000 students attend his Lightroom training. Brian also speaks to camera clubs, schools, and other organizations on creativity and other photographic techniques. He is well known for his ability to distill complex topics to their essence and explain them in simple, easy-to-understand ways.

Brian's favorite assistant is Dingo, a Parson Russell Terrier, who really is not very helpful, but is always ready for a walk in the woods. She also reminds him not to get too obsessed with work, photography, and filmmaking and just enjoy life. Brian's website is [Brian J Zwit](#).

Brian has been a frequent reviewer for the Portfolio Project's final reviews. Group two's final review will be conducted on May 16. For further information and more detail regarding the Portfolio Project, please contact Portfolio Projects under Club Activities at [Board Contacts](#). To view the galleries from prior year portfolios, see [Portfolio Project Galleries](#).



Brian Zwit

MAY 28—PRINT (IN PERSON)


Open for Members

Members Bring Printed Items to Share

We have a special event for everyone on May 28, the last meeting of the year. Instead of one member displaying his/her prints (usually in one type of mat and/or frame and subject) we invite all members to bring in up to four prints or photo projects prepared in any manner you'd like.

We hope to see examples of all sizes, decorative frame styles, and prints on alternative materials like metal, canvas, acrylic, and wood, as well as work done for competition presentations. We'd also like to see examples of photo books and special projects like calendars.

Everyone will enjoy seeing a great variety of printed items by our members.



by Ginger Werz-Petricka



MAY 28—DIGITAL (IN PERSON)

Kirk Johnson

People Watching

Kirk became interested in digital photography in 2012 when he joined NVPS. He has been recognized internationally, nationally, and locally with a variety of photographic awards including numerous photo sun creations on CBS Sunday Morning (2021 thru 2023), Annual Photography Award (APA)—Honorable Mention, International Fine Arts Photography Award (FAPA)—Nominee Award, Great American Country (GAC)—Hunt for Americana Photo Contest, and NVPS monthly and end-of-year competition awards. Additionally, his photographs have been juried into the 2020 Mid-Atlantic Photo Visions competition and a People's Choice finalist.

Finally, his photographs (photo sun mandala creations) have appeared on CBS Sunday Morning (2021 thru 2023), in Outdoor Photography.com, Bliss Magazine, twice in Shutterbug.com "Photo of the Day," in the Willing Warriors Retreat at Bull Run, and in the 2020 Burke and Herbert calendar.



Kirk Johnson



Kirk Johnson—"Lady Guitarist"



Kirk Johnson—"Art Teacher"

(Member's Gallery continued)

Kirk has volunteered his time in NVPS as a Member's Forum Coordinator, Member's Gallery Coordinator, Vice President for Programs, and most recently as President. Kirk's website is [Kirk Johnson Photography](#).

Kirk Johnson's presentation is titled People Watching and he will exhibit some of his favorite photographs of people he has met locally and abroad. Tonight's presentation was influenced by James Prochnik's recent NVPS program titled Picturing Strangers: Facing Fears, Finding Connections, & Having Fun.

Kirk is an award-winning photographer who enjoys photographing people both locally and abroad.



Kirk Johnson—"Flower Sisters"

MAY 28 (IN PERSON)

Debra Mastronardi

Seeing and Capturing Everyday Life— My Approach to Street Photography

Debra was introduced to photography by a classmate while in college and was instantly hooked. She is inspired by the endless possibilities when looking through the lens. Raised in the vibrant backdrop of New York City and fueled by her passion for travel, she delved into various photographic genres, ranging from cityscapes, landscapes, architectural, and most recently, street photography. She discovered she has always been a street photographer at heart but never realized that until she digitized all her photos.



Debra Mastronardi

Debra enjoys exploring new genres of photography and honing her street photography skills. She joined NVPS in 2021. More of Debra's photos can be viewed at her website [Debra Mastronardi Photography](https://www.debramastronardi.com).

In her presentation, Debra will discuss how she approaches street photography. She will discuss techniques and considerations to making a good street shot with examples and stories.



by Debra Mastronardi



by Debra Mastronardi

(Member's Forum continued)



by Debra Mastronardi



Debra discovered she has always been a street photographer at heart but never realized that until she digitized all her photos. Now she enjoys honing her street photography skills.

Stan Bysshe

IT's The Camera!

So, you've signed up for a photo workshop to a destination of your dreams. Are you ready?!

A good tour program should include a pre-trip worksheet with information about camera gear, accessories and if necessary, proper clothing. It should also include the physical activity required so that you can plan what you can carry. Get your preparation questions answered well before



Stan Bysshe—"House Foxes"

the trip so that you don't have to worry about gear, etcetera, while you are traveling.

The primary goal of the pro photographer leading your trip should be putting the group in the right place at the right time to capture the best images. More than likely the tour leaders have been to the trip locations several times and have specific images in mind. Locations may have been chosen to demonstrate specific camera techniques or compositions. Of course, weather and subjects don't always cooperate but that too can create some amazing photographic opportunities.



Stan Bysshe—"Bosque del Apache"

I have been fortunate enough to help with many wildlife photo tours and it is rare that weather and subjects cooperate all the time. But the same thing can be said as well about most other trips I have been on. Being flexible is key and a good tour leader can certainly help with creative flexibility.

There is one thing however that is certain to frustrate a tour client and tour leader—The Camera. Unless you are on a one-to-one tour or a workshop specifically for your make of camera, the pro may not know all the minutia about your camera and its



Stan Bysshe

(Guest Article continued)

menu (if it is not the make of his camera). I have only met one professional photographer that is truly fluent in five languages—Fuji, Olympus, Canon, Sony, and Nikon.



Stan Bysshe—"Night"



Stan Bysshe—"Flying Circus"



Stan Bysshe—"Yellowstone"

When the lighting is perfect, the pose just right, or the action hot, your leader may suggest camera settings that will help perfectly capture the image, or add a technique that completely changes how you see a possible image. If you don't know how to find those settings, you will miss the shot and it really isn't fair to the group or the pro to interrupt the flow of the moment with your camera issue. It is better to wait for a lull to work out your problem with the tour guides. There are of course exceptions, but keeping equipment distractions to a minimum is key to a productive workshop. The seasoned tour leader will notice when someone is struggling with their camera and try and see if there is a quick fix, especially if they are familiar with your camera.

There is however a better solution to these problems—know your camera! The old adage "don't take a new camera on a once in a lifetime photo tour" is especially true today, but I've seen it happen on just about every trip I have helped with. All cameras today have massive complex menus. I will be the first to admit that I know none of the video settings on my camera even though it is a top video camera. But I think it is extremely important to know your camera's menu (as much as age retention will allow)!

One thing that happens to all of us is that we get comfortable with how our camera is set up and forget how to find some of the more esoteric yet important stuff. Before any trip (maybe even an NVPS field trip), sit down with your camera and start from the beginning, opening up each menu option. If it is a new

camera, go over the menu several times a week. Also look for set up videos on your specific camera, sit in front of the computer, camera in hand, and incorporate those settings that work for you. Use camera club members who shoot with your same equipment for their ideas on set up.

All cameras today have a myriad of buttons and wheels to which you can assign functions. Use them all so that you can fine tune your instrument. (I have seen one pro's video where he practices using his camera buttons with his eyes closed!) Finally, take full advantage of MY MENU on your camera (all the big five have it). This is a great place to store functions that you may use regularly but don't need to take up primary real estate on the back of your camera. For instance,

(Guest Article continued)

when I press the MENU button on the back of my camera, it is set so the first page that comes up is MY MENU and the first item listed is FORMAT. That way I don't have to search through the camera's menu to quickly format a card, something that comes in handy if you are shooting action.

The photo tour leaders that I have come in contact with get a lot of satisfaction when their clients capture great images. The more you know about your camera, the more you can concentrate on capturing what's happening in the view finder. Further, if you have the basic camera functions set, it is easier to add the little tweaks that you learn in the workshop.

If you want to get the most out of a photo workshop, hit the ground running. Know what you need for the environment in which you will be shooting and know the tool you will be shooting with. Then you can get more from the pro's knowledge and enjoy what is unfolding in front of you.



Stan Bysshe—"Homer, Alaska"



Stan Bysshe—"Blue Ridge Center"



Stan Bysshe—"Lake Moultrie"

MAY 11 (IN PERSON)

Fredericksburg, VA

8:30 a.m. to 11:30 a.m. (rain date May 12)

Fredericksburg will be offering a wide variety of photographic opportunities on the day of our visit. We'll start our trip with [Cars and Coffee](#) held at the Gari Melchers museum. This is a free monthly event held on the second Saturday of each month between 8:00 a.m. and 10:00 a.m. where members of the community drive in and display their antique cars. Admission to the Gari Melchers museum costs \$12, but you may find more subjects around the nearby grounds. Stay as long as you like, but consider joining us at our next stop.

Even if cars aren't your thing, everyone is welcome to meet up a short drive away at [Chatham Manor](#). The Georgian-style mansion stands overlooking the Rappahannock River and the city of Fredericksburg. Even though the interior of the mansion is undergoing renovations, the grounds of the former Union headquarters and field hospital offers today's photographers plenty of colonial style gardens and exhibits.

As lunch approaches and if there is interest, we can meet up in Old Town Fredericksburg for a bite to eat before heading home. When visiting downtown, you will find colorful storefronts and other historical hot spots including the Hugh Mercer Apothecary Shop, the Rising Sun Tavern, and the Mary Washington House and Gardens. Each of these museums costs \$10 to enter individually (\$8 senior/military) or for \$24 you can visit all of them. Feel free to explore these resources on your own.



by Judy McGuire



by Judy McGuire

When:

- ▶ Saturday, May 11 from 8:30 a.m.—11:30 a.m.
(rain date: Sunday, May 12 from 8:30 a.m.—11:30 a.m.)

Equipment and Notes:

- ▶ This field trip should offer lots of opportunities to capture subjects with a typical mid-range lens. Bring a longer lens if you want to capture details in people or landscapes. A macro lens may also be particularly useful in the gardens at Chatham Manor.
- ▶ Flash, tripods, and monopods are permitted outdoors provided they stay out of the garden beds and do not present a danger to others.
- ▶ Most of our walks will involve flat gravel and paved paths. Wear comfortable walking shoes.
- ▶ Restrooms are available starting at 9:00 a.m. in the Chatham Manor's Visitor Center.
- ▶ Parking in downtown Fredericksburg should cost no more than \$8 if you decide to go.

Where:

- ▶ We'll meet at 8:30 a.m. outside the Visitor's Center lot at Gari Melchers Home and Studio.

You can access the facility from Washington Street which intersects with the Southbound lanes of Warrenton Road (US Rt. 17 Business).

Directions:

- ▶ To Gari Melchers Home and Studio—Take 95—South to exit 133A, US Route—17 Business/ Warrenton Road South. Washington Street will be on your right in about 1.5 miles. If you reach US Route—1, you've gone too far. Turn around and make another attempt.
- ▶ Gari Melchers Home and Studio
224 Washington Street
Falmouth, VA 22405
- ▶ To Chatham Manor—Follow the [Google Maps Directions](#) from Gari Melchers to Chatham Manor.
- ▶ Chatham Manor
120 Chatham Lane
Fredericksburg , VA 22405

We hope you can join us!

Rena Schild and Steven Glintz
Field Trip Coordinators 2023–2024

Images from the Field Trip in club year 2023–2024 may be viewed at:
[NVPS Field Trips Gallery.](#)



by Alan Goldstein



by Tom Bickerton

Member Recognition

NVPS members have been busy creating photographic images, submitting them to shows, and getting accepted. Congratulations!

Congratulations to **Judy Guenther** for winning **1st place** in the “Capture Color” contest judged by Digital Photographer for [Photo Crowd](#). **Judy’s** winning photo “**Abstract Flag**” was selected for 1st place from a field of over 5,800 entrees.



Judy Guenther—“Abstract Flag”
1st Place

Suzanne Bissell’s image “**Party, Fiesta, Forever**” was published on the cover of the Spring 2024 edition of **Bulletin** published by [The Garden Club of America](#), an organization with 200 clubs and 18,000 members.



Suzanne Bissell—“Party, Fiesta, Forever”
Cover for The Garden Club of America “Bulletin”


If you have won any prizes for your photographs displayed in any gallery show, please send us a notification to the address shown for “Editors” at [Board Contacts](#) so that we can include your honor in our next issue and on the web page. Size the photos for competition (1400 px max width, 1050 px max height, @ 127 px dpi) and include any information regarding the show/award/website, etc.

Wayne Guenther received an **Honorable Mention** award in the “Reflections” show of [The Maryland Federation of Art](#) for his piece “**Facade.**”



Wayne Guenther—“Facade”
Honorable Mention

Yvonne Jarrett received a **2nd Place** award in the Nature Category of [The Vienna Photo Show 2024](#).



by Yvonne Jarrett
2nd Place, Nature Category

Member Announcements

Kevin Egan’s show titled “**Rust**” is on display at the [Beanetics Coffee Roasters](#) (7028 Columbia Pike, Annandale, VA) through June 11. The next show will be by **Susan Blaylock** titled “**Black and White Flowers**” beginning June 11.”

Willing Warriors Program— The **Willing Warriors** Grand Lodge will be formally opened with a ribbon cutting on May 18 at 12:00 p.m. It is located at 16013 Waterfall Road, Haymarket, VA. Please join the WW staff to see this great facility and the photographs provided by NVPS members. (Please note that RSVP is requested on their web site.) Nineteen images were selected by the staff that met their criteria to help promote the peaceful, serene ambiance that is desired for the facility. Again, NVPS has contributed to the recovery and well-being of our veterans. Thank you all for participating.

Outside Competitions

Smarter Entry—The website [Smarter Entry](#) is a valuable source of information for upcoming juried competitions with physical and virtual galleries all over the country. You can subscribe to their monthly newsletter which lists current openings.

CaFÉ—This website has an ongoing call for entries at [Call for Entry](#). You can sort your search for open opportunities many different ways.

EntryThingy—This is another management portal for entering competitions. The website is [EntryThingy](#).

ArtCall—A newer arts management organization for entering competitions is [ArtCall](#).

Workshop Offerings

NVPS offers speakers and competition judges the opportunity to have notices about upcoming tours and workshops in FotoFax for two years after the date of their NVPS program.

Deborah Loeb Bohren

Deb's small-group online workshops and 1-to-1 mentoring programs are the perfect way to begin, build, or advance your photography skills and expand your creative vision. Classes range from ways to take your travel images beyond the postcard to photographic expressionism (think Intentional Camera Movement and multiple exposure), and from layers and blend modes in PS to creating abstract images with your mobile phone. Classes are limited to a maximum of 3-5 participants. For more information and to register visit [Traveling Lens Photo Tours](#).

Lisa and Tom Cuchara

Known for their expertise in photography, Photoshop, and inspirational workshops, Lisa and Tom mentor in-person/via Zoom, present programs, lead photo tours, and are Wildside Tour leaders. They would love to have an opportunity to inspire you with their "Creativity is contagious, pass it on" philosophy and their "Don't shoot what it looks like, shoot what it feels like" approach. They hope that their passion and creativity inspires you to capture beautiful photons and manipulate pixels with impact. [PhotographyByLisaAndTom](#)

Max Waugh

Max Waugh is an award-winning wildlife, travel, and sports photographer who leads workshops and tours both domestically and abroad. Upcoming tours include Brazil, Yellowstone, Costa Rica, Patagonia, Alaska, Zambia, and more. His web site is [Max Waugh Photography](#).

Angie McMonigal

Angie's mission is to help creative-minded photographers explore the world of architectural photography. Through blog posts, eBooks, newsletters, photowalks, and workshops, she aims to provide hands-on, practical, and creative training. You'll be able to improve your entire creative process from shooting to post-processing. Visit [Angie McMonigal Photography](#) for more information.

Michele Sons

The Art of Place is Michele's holistic education resource for landscape and nature photographers, encompassing the entirety of the art and craft of photography. Through her eBooks, private online mentoring, and private field workshops, Michele shares her unique approach to expressive image-making. Learn how to connect with the natural world and express yourself confidently and creatively. Elevate your artistry with Michele and The Art of Place. For more information, visit [Michele's website](#).

Tim Coburn

A DC native, Tim Coburn is an accomplished photographer known for capturing the essence of his subjects. With over two decades of experience, Tim brings his well-honed sense of style, design, color, and light to every shoot. The resulting images are a testament to his skill and artistry. Visit [Tim Coburn Photography](#).

Nikhil Bahl

Nikhil Bahl has been our End-of-Year judge as well as a frequent program speaker. He offers a variety of workshops and coaching events. For more details with his latest workshop updates, visit [Nikhil Bahl Photography](#).

David Akoubian

[David Akoubian](#) has been a professional Nature Photographer since 1992 and has been leading workshops around the United States and Iceland for many years. His workshops are more than just about photography. Together with his teaching partner, he tries to give the experience of the area they are in. From staying on a barrier island off of the coast of Georgia, to rustic cabins in Wyoming's Grand Teton NP and in Alaska, the participants get a feel for life in the area. Workshops include ground transportation, lodging and most meals. Join David and experience a new area!

Mollie Isaacs

Mollie offers a variety of workshops and webinars for all levels of photographers. To learn more about her programs, please visit her website at [Awake the Light Photo Workshops](#). Make certain to also sign up for her newsletter which is full of insightful tips.

Colleen Miniuk

Take your photography skills, passion for the outdoors, and love for adventure to the next level! Combining Colleen's enthusiasm for learning and helping others—and life itself—her educational and inspirational photography workshops give photographers of all levels a supportive environment to explore their craft and their own creative talents in awe-inspiring surroundings. Colleen will help you develop your internal artist by fine-tuning your skills, techniques, and approaches, both technically and creatively, to enable you to become a more competent, confident, and expressive photographer. For more information and to register, visit [Colleen Miniuk Photography & Writing](#).

Mary Louise Revese

Mary Louise offers online and in-person workshops. Information on her workshops can be found at [Bella Vista Photography](#). Use Promo Code NVPS for a discount on workshops. Discounts vary by workshop and discounts are in addition to early-bird pricing.

Blake Rudis

Blake is a self-published author and has worked as an independent photo educator for many software companies. Throughout his teaching efforts at [f.64 Academy](#) Blake has helped hundreds of thousands of photographers excel in their post-processing endeavors. He hosts Photoshop tips, courses, monthly critiques, and live events on his [f.64 Elite monthly membership website](#).

Jeffrey Gabriel Silva

Jeffrey Gabriel Silva is an award-winning photographer and filmmaker based in Chicago, IL, who offers in-person and online courses for all levels of students. For more details visit [Jeffrey Gabriel Silva Photography](#).

Jennifer King

A world-renowned and award-winning educator, nature, and fine art photographer, [Jennifer King](#) leads workshops around the world. You can find her current list of workshops and educational opportunities at [Jennifer King Workshops](#).

Jim Zuckerman

Jim is an award-winning photographer, published author, and educator. He offers books and online classes and leads small-group photography workshops and tours in the US and around the world. His website is [Jim Zuckerman Photography](#) and you can find out the latest information on his tours at [Jim Zuckerman Photo Tours](#).

Cat Simmons

Cat Simmons is a studio portrait and conceptual artist who loves to nurture artists towards their own growth and personal goals. She tutors, mentors, and teaches on a variety of topics both in-person and on-line. For current learning opportunities, visit her website [Cat Mac Studios](#).

James Prochnik

James Prochnik teaches photography online and in person. For information, please contact him at his [website](#), or follow him on [Instagram](#) for the latest news and announcements about upcoming courses.



NVPS is a proud member of the Photographic Society of America.