

APRIL 2024

VOL. 59, NO. 8

59 YEARS

FOTOFAX

NEWSLETTER
OF THE
NORTHERN
VIRGINIA
PHOTOGRAPHIC
SOCIETY

“Redbud”

by
Susan Blalock



FOTOFax is the newsletter of the **NORTHERN VIRGINIA PHOTOGRAPHIC SOCIETY** NVPS

FotoFAX is published monthly September through June.

FotoFAX issues, past and present, can be found at: [FotoFAX](#).

All content within FotoFAX is ©NVPS and may not be used without express written permission from NVPS.

NVPS members wishing to author articles, provide content, announce awards they have received, or communicate shows in which they have images should write to the email for **“Editors”** on [Board Contacts](#).

EDITOR/DESIGNER
Judy Guenther

ASSISTANT EDITOR
John Nash

© 2024 Northern Virginia Photographic Society



President’s Message	3
From the Editor	4
NVPS Club Calendar	5
NVPS PROGRAMS	6
April 2, 2024 (Zoom)	6
Michele Sons—The Art of Fog	
NVPS COMPETITIONS	8
April 16, 2024 (Zoom)	8
Lisa Cuchara—No Theme (Digital)	
March 19, 2024 Competition Results	9
EDUCATION & TRAINING	15
April 9, 2024 (In Person)	15
Final Portfolio Project Review—Group 1	
Reviewer—Alain Lázaro Gutiérrez Almeida	
MEMBER’S GALLERY	16
April 23, 2024 (In Person)	16
Print: Gary Perlow—Images—Real and Imagined	
April 23, 2024 (In Person)	18
Virtual: Ilenia Alvarez—The Magic of Hummingbirds	
MEMBER’S FORUM	20
April 23, 2024 (In Person)	20
James Fatemi—Focusing on Nature	
GUEST ARTICLE	22
David Crooks—Digital Camera Sensor Sizes	22
FIELD TRIPS	24
April 7, 2024—Meadowlark Botanical Gardens (rain date April 6)	
(In Person)	24
WILLING WARRIOR RETREAT PROJECT, NEXT PHASE	26
The Grand Lodge Update	26
EXTRAS	28
Member Recognition	28
Member Announcements and Outside Competitions	29
Workshop Offerings	30

MESSAGE FROM THE **PRESIDENT**



Ginger Werz-Petricka

“When words become unclear, I shall focus with photographs. When images become inadequate, I shall be content with silence.” *Ansel Adams*

Happy spring everyone. I hope you’re getting outside with your cameras and enjoying the warmer weather. Every season has its own charm and offers photographic opportunities, but there is something about watching the trees start to bud, seeing the daffodils, and going out early to shoot without freezing that has special appeal. I hope spring will rejuvenate your spirits and creativity.

April is bringing us another terrific month of programming, starting on April 2 with The Art of Fog with Michelle Sons via Zoom.

We’ll have a Field Trip to Meadowlark Botanical Gardens on April 7. If you aren’t familiar with Meadowlark, you definitely need to go—it’s close to Tysons Corner and has something good to shoot in all seasons.

Tuesday, April 9, will be an in-person meeting where Alain Lázaro Gutiérrez Almeida will review the final Portfolio Projects of Group 1. Portfolio is a wonderful learning experience and it’s always a treat to see the creative work of our members.

Competition night is on April 16 with Judge Lisa Cuchara which has no theme and will be on Zoom this month.

Member’s Gallery and Forum round out the month on April 23 with a live meeting. For the Member’s Gallery we will see Images—Real and Imagined with Gary Perlow and a digital presentation by Ilenia Alvarez on The Magic of Hummingbirds. For Member’s Forum we will hear from James Fatemi on Focusing on Nature. These programs are always special because our members have such amazing talent. Be sure to be there to enjoy the evening with us.

Remember that we will meet at the Silver Diner in Tysons Corner, 8101 Fletcher Street, McLean, VA, at 5:30 p.m. before the in-person meetings for dinner and conversation. Please join us!

Ginger Werz-Petricka

President

2023–2024

MESSAGE FROM THE EDITOR



Judy Guenther

We're nearing the end of our club year and the one competition on May 14 which has no time constraints on when the image was taken.


I consider that my photography career started in 2013 when Wayne decided it was time for me to have my own camera after I got tired of waiting for him to photograph when we traveled. My images from 2013 are not all that great, but a few years later my eye got better and now I'm having fun revising some of my older images. The newer technologies for post-processing are almost jaw dropping when compared to what they were even 5–6 years ago.

I've written before about the rapid advances and proliferation of artificial intelligence (AI) in post-processing software which gives us the capability to enhance our image quality and to streamline the editing process. High-end editing features, once reserved for professional-grade software, are now accessible to enthusiasts and hobbyists alike without breaking the bank. The upgrades to post-processing products seem to be coming more rapidly, too, thanks to advancements in machine learning algorithms. I just updated my Topaz Photo AI and am astounded at how much more power and refinement controls are included for editing. I'm sure whatever software packages you use are also keeping up with the trends.

As we embrace these new developments, though, I think it's essential to remain mindful of their impact on the art and craft of photography. While technology enables us to achieve unprecedented levels of precision and polish, it's our vision and creativity that ultimately define the soul of our images. As photographers, we need to strive to strike a balance between technical proficiency and artistic integrity. Post-processing tools are undergoing a profound transformation, and I think these developments hold tremendous promise for photographers of all skill levels, offering new avenues for experimentation, expression, and exploration. The more you practice with the new tools, the more fun you'll have challenging your creative juices.

I hope you'll take a look at reprocessing some of your favorite images from the past to compare the results. I know you will be impressed and ready to enter your favorite "no theme, no time limit" images (formerly titled "Oldies") for the May competition.

Judy Guenther
Editor



Judy Guenther—"Martha's Vineyard Dawn"
(captured in 2013 and reedited in 2024)

CLUB CALENDAR

NVPS conducts meetings every Tuesday evening September—May. Program meetings and digital-only Competitions are virtual and Zoom links are sent out the day of the meeting. Information regarding in-person Education & Training, Member's Gallery and Forum, and digital and print Competition meetings will be shared as well. The NVPS meetings and events for the next three months are listed below. Please check the NVPS calendar on the website for up-to-date information at: [CALENDAR](#).

APRIL

Tuesday	2	PROGRAM: Michele Sons—The Art of Fog (Zoom)
Sunday	7	FIELD TRIP: Meadowlark Gardens (rain date April 6) (In Person)
Tuesday	9	EDUCATION & TRAINING: Alain Lázaro Gutiérrez Almeida—Final Portfolio Project Review—Group 1 (In Person)
Tuesday	16	COMPETITION: Lisa Cuchara—Theme: None (Digital) (In Person)
Tuesday	23	MEMBER'S GALLERY: Print: Gary Perlow—Images—Real and Imagined (In Person) MEMBER'S GALLERY: Virtual: Ilenia Alvarez—The Magic of Hummingbirds (In Person) MEMBER'S FORUM: James Fatemi—Focusing on Nature (In Person)
Tuesday	30	EDUCATION & TRAINING: TBA (In Person)

MAY

Tuesday	7	PROGRAM: Jim Welninski—TBA (Zoom)
Saturday	11	FIELD TRIP: Fredericksburg, VA (rain date May 12) (In Person)
Tuesday	14	COMPETITION: Tim Coburn—Theme: None (No time limit) (Digital and Prints) (In Person)
Tuesday	21	EDUCATION & TRAINING: Brian Zwit—Final Portfolio Project Review—Group 2 (In Person)
Tuesday	28	MEMBER'S GALLERY: Print: Open—Members Bring Printed Items (In Person) MEMBER'S GALLERY: Virtual: Kirk Johnson—People Watching (In Person) MEMBER'S FORUM: Debra Mastronardi—Seeing and Capturing Everyday Life—My Approach to Street Photography (In Person)

JUNE

Friday	14	END-OF-YEAR AWARDS: Judge, David Blecman (In Person)
Friday	14	END-OF-YEAR DINNER: Dunn Loring Fire Station (In Person)

APRIL 2 (ZOOM)

Michele Sons

The Art of Fog

Michele Sons is a fine-art landscape and nature photographer, writer, and educator based in the Appalachian Mountains of Virginia. Her clients include National Geographic, The Wilderness Society, Appalachian Trail Conservancy, and non-profits that serve our nation's national parks. Her work tends toward quiet, pared-down, subtle representations of her deep reverence for the natural world. Fog, mist, and soft light are intrinsic elements present in many of her images.

Through educational eBooks and private mentoring/workshop services, Michele empowers creative outdoor photographers to find meaningful connections with nature and to grow in their artistry. Her website is [Michele Sons Photography](https://www.michelesons.com).

Join Michele for The Art of Fog where she will explore the magic of this moody weather phenomenon. The Art of Fog spans both art and science. Michele will review selected topics such as the types of fog and the meteorological elements necessary for formation, forecasting tools, symbolism, the ways in which its emotional and visual effects on the landscape can inject mood, and a case study in applying this knowledge in the field. Inspirational images will be included throughout the presentation.



Michele Sons



by Michele Sons




by Michele Sons

(Programs continued)

After her presentation, Michele hopes that you will have a deeper understanding of fog, and more importantly, a greater appreciation of how you can employ it as a powerful artistic element to inject mood into your expressive photography.

Michele's work tends toward quiet, pared-down, subtle representations of her deep reverence for the natural world.



by Michele Sons



by Michele Sons

APRIL 16 (ZOOM)

Lisa Cuchara

No Theme

Lisa Cuchara, PhD, OM SYSTEM Ambassador, Master Craftsman (PPA), Master of Artistry (PPA), Master of Photography (PPA), HonNEC, is very passionate about photography and enjoys both being behind the lens and in the digital darkroom. She loves to photograph nature but finds many subjects equally intriguing. She appreciates the world around her and embraces the challenge of interpreting what her eyes see, and her heart feels, via her photographs.

Lisa met her husband Tom through photography, and they are both very active in many local, national, and international photography organizations. They have a photography studio for teaching photography as well as for portraits. They have had many successful gallery exhibitions, their work has been accepted into numerous juried exhibitions, and their images have won awards at the local, state, national, and international levels. Their photographs have appeared in Adirondack Life, Wild Bird, Birder's World, on calendar pages and covers, and on the cover of a fictional paperback novel. They have published two books with Amherst Media—[“Create Fine Art Photographs from Historic Places and Rusty Things”](#) which is about their HDR and light painted images and [“The Frog Whisperer.”](#)

They have presented a wide variety of motivational and instructional programs in person and via zoom to many photography groups/conventions. They also teach photography and post-processing and lead photo tours. They would love to have an opportunity to inspire you with their “Creativity is contagious, pass it on” philosophy and their “Don't shoot what it looks like, shoot what it feels like” approach. They love to teach, mentor, motivate, and inspire, and hope that their passion and creativity will inspire you to capture beautiful photons and manipulate pixels with impact. Check them out at [PhotographyByLisaAndTom](#) and join their email list.



Lisa Cuchara

COMPETITION RESULTS

March 19, 2024

THEME: Making the World Go ‘Round—Gears, Sprockets, and Wheels


Many thanks to our March judge, Deborah Loeb Bohren for her expertise in judging this month’s “Making the World Go ‘Round—Gears, Sprockets, and Wheels” competition. Congratulations to the award winners. You can view all of the winning images on the NVPS website at [2023 Competition Winning Images](#).

NOVICE COLOR DIGITAL



1ST PLACE
George Bradshaw, “Time Deconstructed”

2ND PLACE
Thomas Schum, “King of the Clock”



3RD PLACE
Anita Feidler, “Reaching For The Capital Wheel”


HONORABLE MENTIONS:

None



1ST PLACE
George Bradshaw, "Times Past"

2ND PLACE
Nancy Galib, "Waiting For The Moon"



HONORABLE MENTIONS:

None



1ST PLACE
John Nash, "World Undone"

2ND PLACE
Thu Huynh, "The Fence Of Wheels
At Artisan Center"



HONORABLE MENTIONS:

None



1ST PLACE
John Nash, "Maybe This Time"

2ND PLACE
Thu Huynh, "A Bicycle Wheel"



HONORABLE MENTIONS:

None



1ST PLACE
Stan Bysse, "Splash"

2ND PLACE
Gary Perlow, "Momga" (Museum of Modern Gear Art)



3RD PLACE
Suzy McIntire, "No. 611 Steam Locomotive"

HONORABLE MENTIONS:

Brenda Wilson, "Tight Spot"

Jennifer Nguyen, "Inside The Musical Tabletop Quartz"


Judy Guenther, "Astronomical!"

Thien Nguyen, "Rusted Classic Wheel"



1ST PLACE
**Mike Whalen, "Rotating Seattle
Space Needle"**

2ND PLACE
Gary Perlow, "Around We Go"



3RD PLACE
Suzy McIntire, "No Entry"

HONORABLE MENTIONS:

Kimxuan Nguyen, "Old Bus Wheel"

Wayne Guenther, "Wheel Fence"

APRIL 9 (IN PERSON)

Alain Lázaro Gutiérrez Almeida

Final Portfolio Review—Group 1

The final review for group one of the Portfolio Project will be held with Alain Lázaro Gutiérrez Almeida. Alain is a professional photographer with more than 20 years of experience. He was born and raised in Havana, Cuba.

With a background in photojournalism, he has developed an extensive portfolio that includes documentary-style photography, portraiture, cultural travel photography, street photography, action shots, landscapes, and night photography.

Alain is an energetic person with an engaging personality who enjoys collaborating with others in a creative environment. You can learn more about him, his passion for photography, and how it has changed his life, from this [short video](#) made about him in 2017.

Since he moved to America, Alain has created his own company “Thru Alain’s Eyes” that designs, coordinates, and guides individualized tours that meet the legal requirements for Americans visiting Cuba and allow his clients to support and engage with the Cuban people, experiencing Cuba like a Cuban. Unfortunately, traveling to Cuba is not an option today, so Alain started expanding his trips to Spain in March 2024.

He also conducts workshops on photography fundamentals for Washington Photo Safari and assists Director David Luria, with workshops and trips. Alain’s work can be seen on his [website](#), on [Instagram](#), and at [My Portfolio](#).

For further information and more detail regarding the Portfolio Project, please contact Portfolio Projects under Club Activities at [Board Contacts](#). To view the galleries from prior year portfolios, see [Portfolio Project Galleries](#).



Alain Lázaro Gutiérrez Almeida

APRIL 23—PRINT (IN PERSON)

Gary Perlow

Images—Real and Imagined

Gary, an ex-New Yorker, has been living in the northern Virginia area for nearly 30 years. He was a home builder who especially enjoyed designing kitchens, bathrooms, and choosing paint colors. He is presently involved in commercial real estate investment.

He started taking photographs of his daughter's sporting events about 12 years ago, and discovered that post-processing the images provided a welcome creative outlet. Then and today, he has never stopped being an ardent student of Photoshop. Its potential never ceases to amaze.

He received the Best in Show award at Nature Visions in 2019, Best in Show (Photo Art Division) at Mid-Atlantic Photo Visions in 2022, and the Ollie Fife Award in 2022 from the NVPS. His photographs of Civil War battlefields have appeared in [Hallowed Ground](#), a publication of the American Battlefield Trust.

His other hobby is powerlifting where he has competed nationally—but due to aches and pains, no longer competes.



Gary Perlow



Gary Perlow—"Diaphaneous Flowers"
NVPS Ollie Fife Award 2022



Gary Perlow—"Aja"

(Member's Gallery continued)

Gary will be presenting a selected group of prints that span the real and the surreal—and some areas in between. Both monochrome and color images will be included that are printed on a variety of papers that employ different processing techniques, hopefully to achieve a unique vision.

Gary has never stopped being an ardent student of Photoshop. Its potential never ceases to amaze.



Gary Perlow—"Val di Funes"



Gary Perlow—"Valley View"

APRIL 23—DIGITAL (IN PERSON)

Ilenia Alvarez

The Magic of Hummingbirds

Ilenia Alvarez joined NVPS in 2018. In the 2019–2020 club year, Ilenia was awarded Digital Photographer of the Year in the Novice category. In the 2022–2023 club year, she was awarded Color Digital Intermediate Photographer of the Year.

In 2016, Ilenia began a photographic voyage, initially captivated by the dynamic energy of urban landscapes and the candid moments found in street photography. Through her lens, Ilenia has captured life's spontaneous moments, crafting images that tell stories of time and place. Yet, as her journey unfolded, a transformation occurred, leading Ilenia to the delicate and mesmerizing world of bird photography.

In her latest collection, Ilenia invites viewers to witness the enchanting world of hummingbirds up close. From the vibrant hues of their plumage to the fleeting elegance of their flight, each photograph is a testament to her dedication to capturing the extraordinary in the seemingly ordinary.



Ilenia Alvarez



by Ilenia Alvarez



by Ilenia Alvarez

(Member's Gallery continued)


Join Ilenia on this captivating visual journey and experience the magic of hummingbirds through her lens. Explore her portfolio and immerse yourself in the captivating world of avian photography.

You are welcome to check more of Ilenia's photography on her website at [Ilenia Photography](#).

Ilenia's photographic journey evolved from mainly street photography to the delicate and mesmerizing world of bird photography.



by Ilenia Alvarez



by Ilenia Alvarez

APRIL 23 (IN PERSON)

James Fatemi


Focusing on Nature

James Fatemi is currently a high school student and has been a member of NVPS since December, 2022. He started his photography experience in middle school and now has four years of experience. He has won multiple youth category national awards. James is a youth nature photographer based in Northern Virginia. He specializes in bird photography and tries to find uncommon angles and compositions to show off common subjects.




James Fatemi

Showing a selection of nature photos, James will explain how he approached them, both in the field and during post-processing. He will cover the way he sets up his camera and why he chooses certain angles. He will show some of his old images and compare them to his newer work. In this way he hopes to share how he learned to improve his work over time and how you can too.



by James Fatemi




by James Fatemi

(Member's Forum continued)



by James Fatemi



by James Fatemi



by James Fatemi

James specializes in bird photography and tries to find uncommon angles and compositions to show off common subjects.

David Crooks

Digital Camera Sensor Sizes

Before I get into digital cameras and sensor sizes, I think it is important to see how digital cameras evolved from film photography. When I started photography in high school, 35mm film was the standard for professionals and serious photographers. I started using my mother's Instamatic, which used 126-cartridge film. It is a square format film measuring approximately 26.5mm x 26.5mm.



My father had a Baby Rolleiflex camera which first sold in 1957. It was a twin lens reflex with twelve 4 x 4 cm exposures on 127-type roll film.

I saved up my money for a Canon A-1 as I was more interested in sports and birds over other types of photography even back then. I also added the motor drive to the camera which moved the film through at five frames a second which meant I shot a roll of 36 exposures in about seven seconds. I also had several lenses including an old Vivitar zoom lens that was not very good, and a 500mm mirror lens that was f/8 and had built-in filters to go to f/11 and f/16.




David Crooks



Besides the popularity of 35mm film, other professionals used 120 film which is a large film on a spool. Different cameras can allow for different sizes of the film to have either 8 or 12 exposures on the roll of film.

In the diagram, the largest sensor is the Medium Format like the Fuji GFX-100 102Mp camera. The green box is 35mm, otherwise known as full-frame (35.0 x 24.0 mm). The two sensors

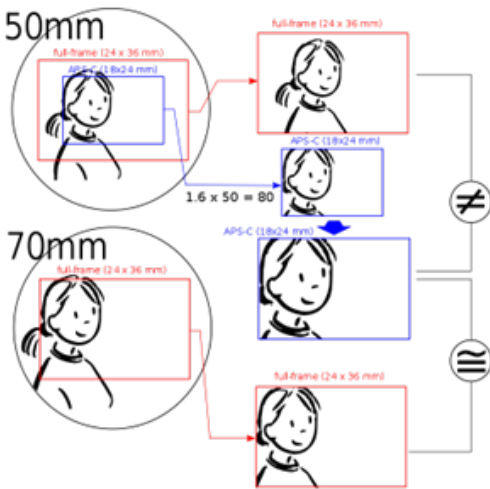


on the left of the full-frame sensor are APS-C for Canon (1.6x crop factor = 22.2 x 14.8 mm), then Nikon DX (1.5x crop factor = 23.7 x 15.6 mm) and Sony (1.5x crop factor = 23.7 x 15.6 mm). Going to the top row, second from the right is Micro Four Thirds (MFT) and Four Thirds = 17.3 x 13.0 mm) which is almost the same size as 110 film (17.0 x 13.0 mm) and half the size of full-frame. Finally, the sensor in the top left

corner is the size of the sensor in the iPhone 15.

My first Digital SLR was the Canon 30D which had the Canon 8.2 megapixels APS-C sensor with the 1.6x crop factor. For me as a wildlife photographer, the crop factor was an advantage. The 30D also shot five frames a second as I could do back with the Canon A-1. So, a 50mm APS-C FD Canon lens would be an 80mm full-frame equivalent focal range. I started with the Canon 75-300mm FD lens, which has a crop factor of 120-480mm full-frame equivalent focal range.

The crop factor of the sensor does not make the lens grow—it is cropping the sensor by the




magnification which provides a slightly smaller field of view than a full-frame. In the figure below, the red box shows the full-frame sensor size and the blue box shows the APS-C sensor size. If I was shooting with the Canon 5D Mark II (full-frame sensor) at the time and cropped the image, it would have accomplished the same effect, but with more work and cost. I had no issue with the image quality of the 30D and won awards and sold 11 x 14s of images taken with that camera.

I eventually upgraded to the Canon 7D and then the Canon

7D Mark II which has a 20.2 megapixels APS-C sensor and shot at 10 frames a second. I haven't traded it in yet and learned recently that my camera has over 200,000 shutter actuations which is the limit.

I was tired of waiting for Canon to release a 7D Mark III. Canon released the 90D and said that was the upgrade. So, at the end of February 2020, I bought the Olympus OM-D E-M1 Mark III, with a 20.4 megapixels Micro Four Thirds sensor.

To me, this camera felt like everything Canon should have done with a 7D Mark III, but never could. There was some adjustment to understand that if I wanted a 50mm full-frame equivalent lens, I would have to buy a 25mm lens. Since the sensor is half the size, the lenses can be much smaller and lighter. Olympus released a 100-400mm (200-800mm full-frame equivalent) lens and I upgraded to the OM System OM-1, which has a 20MP stacked Micro Four Thirds sensor. It has a frame rate of 50 frames per second (fps) in C-AF and 120 fps in S-AF when using the electronic shutter. The OM-1 has a mechanical burst rate that can shoot up to 120 fps. Again, I have no issues with the quality of my photographs.



APRIL 7 (IN PERSON)

Meadowlark Botanical Gardens

10:00 a.m. to 1:00 p.m. (rain date April 6)

Meadowlark Botanical Gardens offers a wide variety of photographic possibilities. Participants will have the opportunity to capture landscapes and colorful images of flowers blooming in one of a dozen garden beds in this ever-expanding park operated by the Northern Virginia Park Authority. There's even something for bird photographers as this park attracts small songbirds with bird feeders.

The park has nearly five miles of winding trails. The visitor's center and conservatory overlook the valley gardens where you will find the Lake Caroline Gazebo surrounded by cherry trees. Azaleas should be blooming so a visit to the Azalea Woods Gazebo might be productive. The Korean Bell Garden is another popular destination so there is plenty of room to spread out.


For your convenience, here is a [map of the gardens](#) to help you plan ahead.

When:

- ▶ Sunday, April 7 from 10:00 a.m.—1:00 p.m. (rain date Saturday, April 6 from 10:00 a.m.—1:00 p.m.)

Equipment and Notes:

- ▶ You will find images to compose with every lens so bring your favorite. Consider bringing a macro lens to capture something uniquely colorful and up close or a longer lens if you want to capture the birds that frequent the garden.



by Steven Glintz



by Steven Glintz

(Field Trips, continued)

- ▶ Don't forget your circular polarizer to cut the glare on some of the more waxy plants.
- ▶ Tripods and monopods are permitted provided they are not used in the garden beds.
- ▶ Bring comfortable walking shoes for paved and mulched walking paths. There are benches placed throughout the park and lots to see so don't feel disappointed if you don't make it all the way around.
- ▶ Meadowlark Botanical Gardens has a few [rules and guidelines for photography](#). Please respect their wishes so everyone can enjoy the gardens.
- ▶ Meadowlark has a small entrance fee—Free for ages 5 and under, \$4 for ages 6-17 and 55+, \$8 for adults ages 18-54.

Where:

- ▶ We'll meet in front of the Visitor's Center for our usual greeting and socializing. At that time, we'll also decide if we want to reconvene for lunch afterwards.
- ▶ Restrooms are located near the cashier's window at the visitor's center.


Directions:

- ▶ 9750 Meadowlark Gardens Court
Vienna, VA 22182

We hope you can join us!

Rena Schild and Steven Glintz
Field Trip Coordinators 2023–2024


Images from the Field Trip in club year 2023–2024 may be viewed at:
[NVPS Field Trips Gallery](#).



by Steven Glintz



by Steven Glintz



by Steven Glintz

Willing Warrior Retreat Project, Next Phase

As many of you know, the Northern Virginia Photographers Society has participated over the last three years in a program of providing photographs to decorate the walls of the Willing Warrior Retreat at Bull Run in Haymarket, VA. For the new members, this facility provides a place for our veterans, many of whom are recovering from injuries, and their extended families to enjoy a five-day weekend to help to revitalize their minds, spirits, and souls.

Over the course of this time, our members contributed over 120 photos that filled the walls of the two original houses. A new facility is nearing the end of construction and provides another opportunity for members of NVPS to excel in contributing beautiful images to decorate this new building. The Grand Lodge is a six-bedroom home that will also feature a large meeting room to facilitate lectures and events. The grand opening for this new facility is scheduled for May 18, and the facility managers would like to have all of the art installed for the opening.

The facility has about 18 locations for photographs including one that will

accommodate a 5-foot-wide canvas print. Multiple images may be installed in certain locations, so more than 18 will be necessary.

The staff of the Willing Warriors are excited with our offer to continue providing photographs.

They envision the facility as a country house in the middle of a meadow and want the artwork to help enhance this idea. As previously stated, a sense of quiet and calm is very important to avoid undesirable reactions from PTSD issues. That's not to say that the images should be dull—they should be colorful, but not garish. Abstraction is not desired. Now, with the added countryish vision, the desired images should incorporate “country elements” such as open vistas, rolling hills, meadows, streams (with or without mill or bridge structures), and open farmland with barn structures (no farm animals). Images can contain objects such as wooden chairs, fences, gravel roads, etc., that would be in the country setting. Images with deer are also good. Images of flowers, particularly wildflowers, can also be considered.



Grand Lodge at the Willing Warrior Retreat at Bull Run

Willing Warrior Retreat Project, Next Phase (continued)

Below are a few of the NVPS images selected by WW staff and some screen shots of stock photos to provide some further guidance. I hope this helps to clarify the desired image subjects.

Donated photographs should be matted and framed to be no smaller than 11x14 dimensions. Framed sizes of 16x20 and 18x24 are very desirable. There are walls that could benefit from even larger size framed images. Therefore, if a photographer wishes, larger images such as canvas wraps or metal prints would be appreciated.

As was done with the previous program, the Willing Warriors staff would like to review each image to confirm that it would be

appropriate and to determine a location for installation prior to its being contributed. If you are interested in participating, please send NVPS competition-sized jpegs (127ppi, no larger than 1400 pixels wide by 1040 pixels high on the long side) of images that you would like to contribute. Please send them to me at the [project email account](#).

If you have any questions, please contact me. Thank you in advance for your participation in this program. The veterans will certainly appreciate it.

Jim Sinsheimer

Willing Warriors Project Coordinator



by Judy Guenther



by Jack Ledgerwood



by Bob Friedman



by Open Source

Member Recognition

NVPS members have been busy creating photographic images, submitting them to shows, and getting accepted. Congratulations!

Congratulations to **Catherine Wang** for winning **1st place** in the Alpha Female category of the [2024 Sony World Photography Awards](#). **Catherine's** winning photo will be displayed in London Somerset house April 19 through early May.



Catherine Wang—"The Gap"
1st Place, Alpha Female Category

Carla Steckley received a **First Place** award in [The Reston Photographic Society's](#) RPS "Clicks" Exhibit at the the United States Geological Survey Building for her piece "**Purple Iris.**"



Carla Steckley—"Purple Iris"
1st Place

Congratulations to **Kathryn Mohrman** for winning a **Juror’s Choice** award in the [Maryland Federation of Art’s](#) “Street Scenes” competition for her image **“Coming to the Party.”** In the same exhibit **Judy Guenther** won **Honorable Mention** for her image **“Indecision.”**



Kathryn Mohrman—“Coming to the Party”
Juror’s Choice Award



Judy Guenther—“Indecision”
Honorable Mention

If you have won any prizes for your photographs displayed in any gallery show, please send us a notification to the address shown for “Editors” at [Board Contacts](#) so that we can include your honor in our next issue and on the web page. Size the photos for competition (1400 px max width, 1050 px max height, @ 127 px dpi) and include any information regarding the show/award/website, etc.

Member Announcements

Eva Lanyi’s show titled **“Bird Friends From My Recent Travels”** is on display at the [Beanetics Coffee Roasters](#) (7028 Columbia Pike, Annandale, VA) through April 30. The next show will be by **Kevin Egan** titled **“Rust”** beginning April 30.”

Outside Competitions

Smarter Entry—The website [Smarter Entry](#) is a valuable source of information for upcoming juried competitions with physical and virtual galleries all over the country. You can subscribe to their monthly newsletter which lists current openings.

CaFÉ—This website has an ongoing call for entries at [Call for Entry](#). You can sort your search for open opportunities many different ways.

EntryThingy—This is another management portal for entering competitions. The website is [EntryThingy](#).

ArtCall—A newer arts management organization for entering competitions is [ArtCall](#).

Falls Church Arts— 2024 Fine Art Photography Competition and Exhibition will be an online and in gallery show which closes on February 24. More information is available at [Falls Church Arts](#).

Workshop Offerings

NVPS offers speakers and competition judges the opportunity to have notices about upcoming tours and workshops in FotoFAX for two years after the date of their NVPS program.

Deborah Loeb Bohren

Deb's small-group online workshops and 1-to-1 mentoring programs are the perfect way to begin, build, or advance your photography skills and expand your creative vision. Classes range from ways to take your travel images beyond the postcard to photographic expressionism (think ICM and multiple exposure), and from layers and blend modes in PS to creating abstract images with your iPhone. Classes are limited to a maximum of 3-5 participants. For more information and to register visit [Traveling Lens Photo Tours](#).

Lisa and Tom Cuchara

Known for their expertise in photography, Photoshop, and inspirational workshops, Lisa and Tom mentor in-person/via Zoom, present programs, lead photo tours, and are Wildside Tour leaders. They would love to have an opportunity to inspire you with their "Creativity is contagious, pass it on" philosophy and their "Don't shoot what it looks like, shoot what it feels like" approach. They hope that their passion and creativity inspires you to capture beautiful photons and manipulate pixels with impact. [PhotographyByLisaAndTom](#)

Max Waugh

Max Waugh is an award-winning wildlife, travel, and sports photographer who leads workshops and tours both domestically and abroad. Upcoming tours include Brazil, Yellowstone, Costa Rica, Patagonia, Alaska, Zambia, and more. His web site is [Max Waugh Photography](#).

Angie McMonigal

Angie's mission is to help creative-minded photographers explore the world of architectural photography. Through blog posts, eBooks, newsletters, photowalks, and workshops, she aims to provide hands-on, practical, and creative training. You'll be able to improve your entire creative process from shooting to post-processing. Visit [Angie McMonigal Photography](#) for more information.

Michele Sons

The Art of Place is Michele's holistic education resource for landscape and nature photographers, encompassing the entirety of the art and craft of photography. Through her eBooks, private online mentoring, and private field workshops, Michele shares her unique approach to expressive image-making. Learn how to connect with the natural world and express yourself confidently and creatively. Elevate your artistry with Michele and The Art of Place. For more information, visit [Michele's website](#).

Nikhil Bahl

Nikhil Bahl has been our End-of-Year judge as well as a frequent program speaker. He offers a variety of workshops and coaching events. For more details with his latest workshop updates, visit

[Nikhil Bahl Photography](#).

David Akoubian

[David Akoubian](#) has been a professional Nature Photographer since 1992 and has been leading workshops around the United States and Iceland for many years. His workshops are more than just about photography. Together with his teaching partner, he tries to give the experience of the area they are in. From staying on a barrier island off of the coast of Georgia, to rustic cabins in Wyoming's Grand Teton NP and in Alaska, the participants get a feel for life in the area. Workshops include ground transportation, lodging and most meals. Join David and experience a new area!

Mollie Isaacs

Mollie offers a variety of workshops and webinars for all levels of photographers. To learn more about her programs, please visit her website at [Awake the Light Photo Workshops](#). Make certain to also sign up for her newsletter which is full of insightful tips.

Colleen Miniuk

Take your photography skills, passion for the outdoors, and love for adventure to the next level! Combining Colleen's enthusiasm for learning and helping others—and life itself—her educational and inspirational photography workshops give photographers of all levels a supportive environment to explore their craft and their own creative talents in awe-inspiring surroundings. Colleen will help you develop your internal artist by fine-tuning your skills, techniques, and approaches, both technically and creatively, to enable you to become a more competent, confident, and expressive photographer. For more information and to register, visit [Colleen Miniuk Photography & Writing](#).

Mary Louise Revese

Mary Louise offers online and in-person workshops. Information on her workshops can be found at [Bella Vista Photography](#). Use Promo Code NVPS for a discount on workshops. Discounts vary by workshop and discounts are in addition to early-bird pricing.

Blake Rudis

Blake is a self-published author and has worked as an independent photo educator for many software companies. Throughout his teaching efforts at [f.64 Academy](#) Blake has helped hundreds of thousands of photographers excel in their post-processing endeavors. He hosts Photoshop tips, courses, monthly critiques, and live events on his [f.64 Elite monthly membership website](#).

Jeffrey Gabriel Silva

Jeffrey Gabriel Silva is an award-winning photographer and filmmaker based in Chicago, IL, who offers in-person and online courses for all levels of students. For more details visit [Jeffrey Gabriel Silva Photography](#).

Jennifer King

A world-renowned and award-winning educator, nature, and fine art photographer, [Jennifer King](#) leads workshops around the world. You can find her current list of workshops and educational opportunities at [Jennifer King Workshops](#).

Jim Zuckerman

Jim is an award-winning photographer, published author, and educator. He offers books and online classes and leads small-group photography workshops and tours in the US and around the world. His website is [Jim Zuckerman Photography](#) and you can find out the latest information on his tours at [Jim Zuckerman Photo Tours](#).

Cat Simmons

Cat Simmons is a studio portrait and conceptual artist who loves to nurture artists towards their own growth and personal goals. She tutors, mentors, and teaches on a variety of topics both in-person and on-line. For current learning opportunities, visit her website [Cat Mac Studios](#).

James Prochnik

James Prochnik teaches photography online and in person. For information, please contact him at his [website](#), or follow him on [Instagram](#) for the latest news and announcements about upcoming courses.



NVPS is a proud member of the Photographic Society of America.