

MARCH 2024

VOL. 59, NO. 7

59 YEARS

# FOTOFAX

NEWSLETTER  
OF THE  
NORTHERN  
VIRGINIA  
PHOTOGRAPHIC  
SOCIETY

**“In Full Bloom”**

by  
Tana Ebbole



**FOTOFax** is the newsletter of the **NORTHERN VIRGINIA PHOTOGRAPHIC SOCIETY** NVPS

FotoFax is published monthly September through June.

FotoFax issues, past and present, can be found at: [FotoFax](http://FotoFax.com).

All content within FotoFax is ©NVPS and may not be used without express written permission from NVPS.

NVPS members wishing to author articles, provide content, announce awards they have received, or communicate shows in which they have images should write to the email for “**Editors**” on [Board Contacts](#).

EDITOR/DESIGNER  
Judy Guenther

ASSISTANT EDITOR  
John Nash

© 2024 Northern Virginia Photographic Society



# CONTENTS

President’s Message	3
From the Editor	4
NVPS Club Calendar	5
<b>NVPS PROGRAMS</b>	<b>6</b>
March 5, 2024 (Zoom)	6
James Prochnik—Picturing Strangers—Facing Fears, Finding Connections, and Having Fun	
<b>NVPS COMPETITIONS</b>	<b>8</b>
March 19, 2024 (Zoom)	8
Deborah Loeb Bohren—Theme: Making The World Go ‘Round—Gears, Sprockets, and Wheels (Digital) (Zoom)	
February 20, 2024 Competition Results	9
<b>EDUCATION &amp; TRAINING</b>	<b>18</b>
March 12, 2024 (In Person)	18
Preliminary Portfolio Project Review—Group 2 Reviewers—Ginger Werz—Petricka, Deb Rose, and Tana Ebbole	
<b>MEMBER’S GALLERY</b>	
March 26, 2024 (In Person)	19
Print: Stan Bysshe—Yard Birds	
March 26, 2024 (In Person)	21
Virtual: Mike Whalen—My Favorite Nature Photos	
<b>MEMBER’S FORUM</b>	<b>23</b>
March 26, 2024 (In Person)	23
Bill Corbett—Bird Photography Basics and Much More	
<b>GUEST ARTICLE</b>	<b>25</b>
Wayne Guenther—Transporting Camera Equipment as We Age	25
<b>FIELD TRIPS</b>	<b>28</b>
March 9, 2024—Belle Haven/Dyke Marsh Wildlife Preserve (rain date March 10) (In Person)	28
<b>EXTRAS</b>	<b>30</b>
Member Recognition	30
Member Announcements and Outside Competitions	30
Workshop Offerings	31

## MESSAGE FROM THE **PRESIDENT**



Ginger Werz-Petricka

### **“Photography is a love affair with life.”** *Burk Uzzle*

It's hard to believe that it's March already and we are two-thirds through in the club year. Our programs this season have been excellent.

The Zoom meetings have had the largest attendance. Thanks to Gary Perlow we've had wonderful speakers this year. All speakers were new to the club and covered a wide range of subject matter from macro to architecture and everything in between. Wayne Guenther and Jim Sinsheimer hosted our competition evenings with great success, bringing us judges from far and wide for the Zoom meetings, and two terrific new judges we've not had before, at the in-person competitions. By the way, there are ribbons for the winning images at the in-person meetings waiting to be picked up!

The in-person meetings were just as good. For Education and Training Jim McDermott has put together a good roster of events. A lot of people tuned in for Stan Bysshe's talk on "How's Your Storage" because it was presented on Zoom, but some of you missed a lot of valuable information when Jim Norman addressed "Photography and the Law," a subject in which we all need to be well versed. Then there was Dan Ward's great presentation on "Photographing a Solar Eclipse," covering a lot of information many of us had never heard of before. In addition, we've had the preliminary Portfolio reviews, hosted by Deb Rose and Tana Ebbolle, as well as printing and matting talks and demonstrations. There was also a fun 5th Tuesday where Jim had us experimenting with both still-life and model shooting. For that we had one of the firemen in full gear pose for us using various lighting arrangements.

The Member's Gallery and Forum are always special evenings. KieuLan Nguyen and Thu Huyhn have worked hard to bring us both print and digital presentations for Member's Gallery. It is always such a pleasure to see what our extremely creative and talented members are doing with their photography. This season alone we have been transported to Africa, Vietnam, Maine, Dubai, traveled through the southwest US, viewed imaginative floral images, communed with bears and other wildlife, and traveled with a few members to see their favorite things. Thank you to Art and Deb Rose, Jennifer Nguyen, KieuLan Nguyen, Rena Schild, Judy and Wayne Guenther, Kimxuan and Thien Nguyen, and Jim McDermott for your contributions.

Forum, hosted by Janice Kane, rounds out that evening where members share their knowledge, and we've gotten travel tips from Jim Norman, seen Catherine Wang's gorgeous and award-winning still-life work, taken a vicarious rafting trip on the Colorado River with Art and Deb Rose, learned about AI photography from David Crooks, and travelled around the US with Alan Goldstein.

All of these programs are well worth seeing and part of the reason you joined NVPS. I strongly urge you to come to the firehouse for the in-person meetings. We'd love to see you there.

Pull out your day planner because the End of Year Awards event will be on Friday evening, June 14. We are working on booking the firehall where we have our regular meetings, having a catered dinner, and the presentation. Plans are still in the works and more information will follow as we firm up the details.

**Ginger Werz-Petricka**

President

2023-2024

## MESSAGE FROM THE EDITOR



Judy Guenther

Welcome to spring and the March FotoFax with Tana Ebbolle's beautiful cover image, "In Full Bloom." One of my favorite classical composers is Gustav Mahler who beautifully said, "Spring won't let me stay in this house any longer! I must get out and breathe the air deeply again." That sums it up perfectly.

It's always magical to see the blossoming trees and flowers of spring, the greening of the grass, the chirping of the birds, new baby animals, and the hope inspired by longer days and warmer temperatures. The Spring Equinox occurs on March 19 at 11:06 p.m. and designates the start of a new season. The entire month of March is Women's History Month.

I decided to look up some "important" days in March 2024 and found these examples in Country Living's article, "[March Holidays and Observances that Give Us Every Excuse to Celebrate.](#)"

- March 3—National Anthem Day, World Wildlife Day
- March 5—National Cheese Doodle Day (*who knew???*)
- March 8—NVPS FotoFax Editor's birthday, International Women's Day
- March 9—National Barbie Day, Get Over It Day
- March 10—Daylight Savings Time Begins
- March 14—National Pi Day
- March 15—The Ides
- March 17— St. Patrick's Day
- March 24—Palm Sunday
- March 29—Good Friday
- March 31—Easter

I was amazed to find out how many "National" commemorative days there were in March (and every day of the year for that matter). How does this happen? It takes an act of Congress (a resolution) and declaration of the President for a national day. States can declare them. You can even officially register your own day (not sure of the cost) at a website called [National Day Archives](#).



Judy Guenther—"Longwood Gardens Spring"

March also signifies the start of more travel—to our many wonderful local parks, nearby sites, and to foreign countries. It inspires getting out with our cameras as we soak up the sun and renew our photographic creativity. Check out our guest article by Wayne Guenther, "Transporting Camera Equipment as We Age," which is timely.

I look forward to seeing lots of inspiring photos on your Instagram and Facebook pages, in club presentations, and in competitions.

**Judy Guenther**  
Editor

# CLUB CALENDAR

NVPS conducts meetings every Tuesday evening September—May. Program meetings and digital-only Competitions are virtual and Zoom links are sent out the day of the meeting. Information regarding in-person Education & Training, Member’s Gallery and Forum, and digital and print Competition meetings will be shared as well. The NVPS meetings and events for the next three months are listed below. Please check the NVPS calendar on the website for up-to-date information at: [CALENDAR](#).

## MARCH

Tuesday	5	<b>PROGRAM:</b> James Prochnik—Picturing Strangers—Facing Fears, Finding Connections, & Having Fun (Zoom)
Saturday	9	<b>FIELD TRIP:</b> Belle Haven/Dyke Marsh Wildlife Preserve (rain date March 10) (In Person)
Tuesday	12	<b>EDUCATION &amp; TRAINING:</b> Portfolio Project—Preliminary Review—Group 2 (In Person)
Tuesday	19	<b>COMPETITION:</b> Deborah Loeb Bohren—Theme: Making The World Go ‘Round—Gears, Sprockets, and Wheels (Digital) (Zoom)
Tuesday	26	<b>MEMBER’S GALLERY:</b> Print: Stan Bysshe—Yard Birds (In Person) <b>MEMBER’S GALLERY:</b> Virtual: Mike Whalen—My Favorite Nature Photos (In Person) <b>MEMBER’S FORUM:</b> Bill Corbett—Bird Photography Basics and Much More (In Person)

## APRIL

Tuesday	2	<b>PROGRAM:</b> Michele Sons—The Art of Fog (Zoom)
Sunday	7	<b>FIELD TRIP:</b> Meadowlark Gardens (rain date April 6) (In Person)
Tuesday	9	<b>EDUCATION &amp; TRAINING:</b> Alain Lázaro Gutiérrez Almeida—Final Portfolio Project Review—Group 1 (In Person)
Tuesday	16	<b>COMPETITION:</b> Lisa Cuchara—Theme: None (Digital) (In Person)
Tuesday	23	<b>MEMBER’S GALLERY:</b> Print: Gary Perlow—Various Images (In Person) <b>MEMBER’S GALLERY:</b> Virtual: Ilenia Alvarez—The Magic of Hummingbirds (In Person) <b>MEMBER’S FORUM:</b> James Fatemi—TBA (In Person)
Tuesday	30	<b>EDUCATION &amp; TRAINING:</b> TBA (In Person)

## MAY

Tuesday	7	<b>PROGRAM:</b> Jim Welninski—TBA (Zoom)
Tuesday	14	<b>COMPETITION:</b> Tim Coburn—Theme: None (No time limit) (Digital and Prints) (In Person)
Tuesday	21	<b>EDUCATION &amp; TRAINING:</b> Brian Zwit—Final Portfolio Project Review—Group 2 (In Person)
Tuesday	28	<b>MEMBER’S GALLERY:</b> Print: Open—Members Bring Printed Items (In Person) <b>MEMBER’S GALLERY:</b> Virtual: Kirk Johnson—TBA (In Person) <b>MEMBER’S FORUM:</b> Roger Lancaster—TBA (In Person)
Saturday	TBA	<b>FIELD TRIP:</b> TBA (rain date TBA) (In Person)

MARCH 5 (ZOOM)

## James Prochnik

# Picturing Strangers—Facing Fears, Finding Connections, and Having Fun

James Prochnik is a Brooklyn-based photographer focusing on lyrical documentation of the social and environmental landscape. James's practice is as a flaneur (French for stroller) and a wanderer, searching for encounters, moments, and mysteries that provoke curiosity and express the poetic potential of the world and the photographic medium. James teaches photography online for StrudelmediaLive and is the founder and editor of [The NYC Photo Community](#), a web-based resource created to promote NYC-based photographers, events, exhibitions, and opportunities. James's photography has been featured in The NY Times, Lenscratch, Humble Arts Foundation, and exhibited in the US and Europe. He is on [Instagram](#) and his website is [James Prochnik](#).



James Prochnik by Anja Hitzemberger

Making street portraits of strangers can be one of the most intimidating yet rewarding types of photography you will ever try. In this presentation, James Prochnik will share his experiences making photographs of strangers wherever he finds himself, from the suburban streets of Northern Virginia to his New York City home base. Through stories and examples, James will take us through his process—how to prepare, how to approach strangers, and how to make pictures in the moment that you and your subject will both appreciate.



James Prochnik, "Washington, DC Pride"



James Prochnik, "Bambi the Mermaid, Coney Island"

(Programs continued)



James Prochnik, "Ramel Pops a Wheelie, Bed Stuy"



James Prochnik, "Edgar"



James Prochnik, "Cody, Fairfax, VA"

James says that making street portraits of strangers can be one of the most intimidating yet rewarding types of photography you will ever try.

MARCH 19 (ZOOM)

## Deborah Loeb Bohren

### Theme: Making The World Go ‘Round— Gears, Sprockets, and Wheels

The offspring of two photographers, Deborah is convinced an inescapable passion for photography was imprinted on her DNA. Raised on film and in a darkroom, she believes the essence of photography is the art and science of painting with light. Deborah uses her camera as an artist would use a paintbrush and thinks about her work as visual alchemy—a transformation not of matter into gold but of light, color, and line into art. Multiple exposure and intentional camera movement are essential tools of her alchemy allowing her to challenge reality rather than simply recording what lies in front of her lens. Patience, experimentation, and the benevolence of the photography gods are also integral to her work.



Deborah Loeb Bohren

Deborah’s work is part of individual and corporate collections across the country and her “Homage to the Cubists in Paris” was awarded 1<sup>st</sup> Place in the 14<sup>th</sup> Annual International Color Awards (2021). She has also had the privilege of participating in a multitude of group exhibitions in the US, including Sequences, Iterations and Permutations at the Hyde Park Arts Center (Chicago, IL, 2022); Any Shape or Form and Enigma at the Upstream Gallery (Hastings-on-Hudson, NY, 2022, 2023); iMotif at Sohn Fine Arts (Lenox, MA, 2021); Ricochet at the Katonah Museum of Art (Katonah, NY, 2021); and Rhythm of the Unseen at Soho Photo Gallery (New York, NY, 2023), as well as internationally at the Horsebridge Arts Centre’s Abstract Rhythm & Blue Notes exhibition (Whitstable, Kent, UK, 2022).

Deborah serves as a judge and speaker at camera clubs nationwide, and teaches a range of photography courses via Zoom. She is also a regular contributor to Everett Potter’s Travel Report, where she chronicles her global adventures in words and images. Her website is [Deborah Loeb Bohren](https://www.deborahloebbohren.com) and you can find a description of her workshops at [Traveling Lens Photo Tours](https://www.travelinglensphoto.com).



# COMPETITION RESULTS

February 20, 2024

THEME: **None**

Many thanks to our February Judge, Alain Lázaro Gutiérrez Almeida for his expertise in judging this month's "Open" competition. Congratulations to the award winners. You can view all of the winning images on the NVPS website at [2023 Competition Winning Images](#).

## NOVICE COLOR DIGITAL



1ST PLACE

Anita Feidler, "Lotus With Buzzing Bees"



2ND PLACE

Ryland Shengzhi Li, "Autumn"



3RD PLACE

Kayla Wilf, "Chinese Goose"

---

HONORABLE MENTIONS:

None



1ST PLACE

**Nancy Galib, "Lazy Morning"**

2ND PLACE

**Gregory Smith, "Things Are Closer  
Than They Appear"**



HONORABLE MENTIONS:

None

No Awards

---


HONORABLE MENTIONS:

None



1ST PLACE  
George Hogeman, "Cape Canaveral  
Rocket Launch"

2ND PLACE  
Terri Lannigan, "Glass Frog"



3RD PLACE  
Frank Napoli, "The Firefighter"

---

HONORABLE MENTIONS:

Elizabeth Mulcahy, "Singing On The Sun"

1ST PLACE  
**Disqualified**

2ND PLACE  
**George Hogeman, "Great Falls in Winter"**



3RD PLACE  
**Elizabeth Mulcahy, "Sunflower In Black and White"**

---

HONORABLE MENTIONS:

None

No Awards

---


HONORABLE MENTIONS:

None



1ST PLACE  
Kimxuan Nguyen, "Singing My Heart Out!"

2ND PLACE  
Eva Lanyi, "The Eye Has It"



3RD PLACE  
Jennifer Nguyen, "Milky Way At Booth Arch"

---

HONORABLE MENTIONS:

- Catherine Wang, "Long Sleeve Dance"
- Ilenia Alvarez, "At The Tail End Of The Season"
- Stan Bysse, "Flight Cancelled"
- Thien Nguyen, "Three Brothers"



1ST PLACE  
David Crooks, "Bandw Bubble"

2ND PLACE  
Catherine Wang, "Phoenix Center  
Beijing China"



3RD PLACE  
Jim McDermott, "Interaction"

---


**HONORABLE MENTIONS:**

Jack Ledgerwood, "Stairway to Fulfillment"

Stan Byshe, "Absaroka"

Wayne Guenther, "Complex Curves"





1ST PLACE  
Gary Perlow, "The Monster Building"

2ND PLACE  
Eva Lanyi, "Whooshing Water"



---

HONORABLE MENTIONS:

None

MARCH 12 (IN PERSON)

Ginger Werz–Petricka, Deb Rose,  
and Tana Ebbole

## Preliminary Portfolio Review—Group 2

During this review the portfolio co–chairs, Deb Rose and Tana Ebbole, joined by Ginger Werz–Petricka, will offer suggestions on the draft copies of portfolios for half of this year’s participants. They will look at the Artist Statements and images to see how they fit and represent the premise as laid out in the Artist Statement. Self–analysis is a valuable tool for photographers to learn as they develop their personal photography projects and learn how to view their work with a critical eye.

Final reviews will be April 9 for the first group and May 21 for the second group.

For further information and more detail regarding the Portfolio Project, please contact Portfolio Projects under Club Activities at [Board Contacts](#). To view the galleries from prior year portfolios, see [Portfolio Project Galleries](#).



Bill Corbett, “Birds” Portfolio Project 2015-2016

MARCH 26—PRINT (IN PERSON)

## Stan Bysshe

### Yard Birds

Stan has been a member of NVPS since 2010–2011. He has served in multiple board positions and is a past president. For the last ten years he has helped with photo workshops in Washington State, New Mexico, Alaska, and Montana. For the past few years he has been working for the Smithsonian North American Songbird Project.

Saving Animals from Extinction and the North American Songbird Project (SAFE) are undertakings of the Association of Zoos and Aquariums (AZA) of which the National Zoo is a partner. They are always looking for images and have several assigned bird photographers across the country who contribute to this project. Basically, Stan helps with images of Atlantic Coast songbirds.

The Member's Gallery prints are part of the collection used for the SAFE project and were all taken over the past three years by Stan in his backyard.



Stan Bysshe



by Stan Bysshe



by Stan Bysshe

(Member's Gallery continued)



by Stan Byshe



by Stan Byshe



by Stan Byshe

Stan helps with the project Saving Animals from Extinction and the North American Songbird Project (SAFE) by photographing Atlantic Coast songbirds for the SAFE project.

MARCH 26—DIGITAL (IN PERSON)

## Mike Whalen

### My Favorite Nature Photos

Mike became interested in digital photography in 2006. His first camera was an entry-level Canon DSLR.

He joined NVPS in 2009 and has held board positions from 2010 to the present, including president in 2013.

He also volunteers weekly as a pet photographer for the Fairfax County Animal Shelter, and occasionally, as an event photographer for charitable organizations such as the National Ovarian Cancer Coalition and The Epilepsy Foundation of America.

Joining NVPS was a significant learning opportunity due to the many club activities and inspiration from talented members.

His photographic interests include nature, landscapes, macro, people, travel, and abstract photography. He currently uses Sony equipment and Lightroom, Photoshop, and Topaz products for post-processing.



Mike Whalen



by Mike Whalen



by Mike Whalen

(Member's Gallery continued)

Mike enjoys a wide variety of photography subjects. In this video presentation he will show some of his favorite nature photos, past and present. These still images will be shown in four groups:

- ▶ Flowers, Trees, Leaves and Bugs
- ▶ Birds, Mammals, and Fish
- ▶ Water and Landscapes
- ▶ Close-Ups

Some examples are shown below. The presentation will be a short video slideshow (approximately 10 minutes) with background music. The video will also be available to members via the website within a few days after the date of the presentation.



by Mike Whalen



by Mike Whalen

**Mike's photographic interests include nature, landscapes, macro, people, travel, and abstract photography.**

MARCH 26 (IN PERSON)

## Bill Corbett

# Bird Photography Basics and Much More

A photographer of student life and sports for his college yearbook in the seventies, but thereafter without a darkroom or free film, Bill Corbett resumed his photography education in 2006, thanks to the gift of a D70 from his wife, Judy. Since then, he's become an avid nature and travel photographer.

Taking part in activities at the McLean Photo Club, NVPS, MAPV/Nature Visions, and elsewhere have helped Bill to keep learning. He was also very lucky to find a friend and mentor in the late Bill Prosser, who is sorely missed.

Bill served for two decades as a US diplomat and trade negotiator. He is a longtime volunteer for Mid-Atlantic Photo Visions. After twenty-odd years raising their three kids in Fairfax County, Bill and Judy moved to Aldie in Loudoun County in 2017, where nowadays Bill does a lot of his bird photography in their back yard.

Covering equipment, exposure, autofocus, craft, and flash, Bill will share what he has learned and what you might need to know. Whether you are getting started or getting juried with your bird images, this update of Bill's 2020 presentation will offer useful tips and information. There will be a few nice pictures, too.



Bill Corbett



Bill Corbett, "Twisting Tern"



by Bill Corbett

(Member's Forum continued)



by Bill Corbett



by Bill Corbett

Since Bill resumed his photography education in 2006, he has become an avid nature and travel photographer.



# Wayne Guenther

## Transporting Camera Equipment as We Age

Every photography outing starts with the decision of what camera gear to take. The balance is between what the photographic opportunities are, how to transport the equipment to the destination, and finally, how to carry it with you during the day.

A road trip solves all but the final question—everything fits in the car trunk, although you may have to lug some of it into lodging each night for security reasons. If a flight is involved the considerations tilt more on weight and size, movement through terminals, security check points, and possibly customs and passport control. Which leaves the last issue—how to tote what you need at the shooting locations.

This article is about photo travel that starts with a flight, and how Judy and I have gradually changed our equipment, luggage, and camera transportation at our destination as we have gotten older.

Our goal now is to keep our total equipment weight and size down. The last time I addressed [“Planning for Travel Photography” \(Feb 23, 2021 E&T\)](#), our transport and use methodology was medium sized Think Tank bags on a small collapsible rolling cart which was great for the in-and-out of airport task and which allowed us to stow both camera bags in the overhead bin (along with the folded cart). Our on-location storage/use solution until recently was to leave the Think Tank bags in the hotel and put two Olympus bodies, two or three lenses, and extra batteries, (1) into a plain small backpack with Tenba padded wrap protection while in taxis and public transportation for me and, (2) for Judy into her over-the-shoulder tote ([AmeriBag Healthy Back medium size](#)). We then had the option of taking one or both of the cameras out at our destination using a BlackRapid camera strap on one side of our bodies and a regular strap over the shoulder on the other side. The plain backpack and tote had room for a light raincoat, shirt, billfold, and water. The destination transport and use part has worked really well. Judy’s shoulder tote is ergonomically designed to reduce back stress (a plus after her back surgery). An additional



Wayne Guenther



Two Camera Bags on a collapsible rolling cart



AmeriBag Shoulder Tote

benefit when in transit from lodging to shooting is that the camera gear is secure and inconspicuous inside Judy's teardrop-style shoulder tote and my ordinary looking dark red backpack.

On our international trips in 2023 we discovered that we still had too many bags when traveling by air/train/public transportation to our destination. We're just not able to lift as much as when we were younger.

### FORMER EQUIPMENT PLAN:

1. We each had a medium-sized roller suitcase for clothes. We checked our bags for flights but when we arrived, we still had to move the bags through customs and various transportation modes to our lodging. On our last two European trips we used trains between cities and tram/subways to our lodging vicinity. Even two even modest sized suitcases were tiring to hump up and down stairs along with our camera gear. Note that nearly all European trains have some steps from the platform to the seating with little storage beyond overhead racks. And elevators and escalators in train or metro stations are not a given, especially in France. Deplaning in several foreign airports often occurs on the tarmac where you must walk down the mobile stairs from the plane to get to the shuttle bus and then often up more stairs when you arrive at the terminal.



Matein Rolling Backpack

2. When we encountered stairs, we had to detach both camera bags from the folding cart, carry all three pieces, or if only a short flight of stairs, picking up the loaded cart (about 25 pounds).

3. The fourth piece in our luggage is technically a [rolling backpack \(Matein brand\)](#) and it contains all the stuff that's not clothing and camera gear including medicines, Kindles, laptop, cables and batteries, Covid test kits—all the important things you need to carry with you.

4. I also use a CPAP medical device, but it is compact and light enough to sling over a shoulder between airport and lodging.

So, in our continuing quest to simplify our transport and use of camera gear and clothing, we have modified our packing routine.

### MODIFIED EQUIPMENT PLAN:

1. We are limiting our camera equipment to two Olympus OM-1 bodies and two lenses—a 12-40mm f2.8 and a 40-150 f.4. We are both using iPhones, too, especially for wide-angle shots. We carry extra batteries, chargers, and SDHC cards—no filters and no tripods.

(Guest Article continued)



Tenba BYOB Insert



Tenba Protective Wrap



Patagonia Refugio 26L Backpack

2. We have both replaced our Think Tank camera bags with Tenba BYOB (Bring Your Own Bag) inserts that slide into the Matein roller bag (for Judy), and a [Patagonia Refugio 26L day pack](#) (for me). The BYOB inserts provide equipment protection in transit to lodging. When out shooting Judy uses her AmeriBag tote as she has before (usually with her second camera and lens protected with a Tenba wrap), and I have the Patagonia bag on my back (about 10 pounds) with one body sitting on top of the BYOB insert protected in a Tenba wrap. It is larger than my above-described pack with more room for additional clothes, and the water bottles are more secure. Both bags fit in overhead storage (plane or train), and the Patagonia bag fits under the seat if necessary.

3. We are packing fewer clothes and personal accessories with wash and dry fabrics for socks and undies, and we use Booking.com to find an apartment with laundry facilities before the trip's end. So, each of us still has a roller suitcase that we check, but it's smaller and lighter than before, easing some of the burden on getting up steps and placing them on trains/public transit.

In summary, our flight-based transport and utilization scheme has gone from four rolling pieces (one with two camera bags attached by bungee cords to a collapsible rolling cart) and the CPAP, to three rolling pieces, the CPAP, and one carried backpack. When our clothing luggage is checked we have one roller bag, a backpack and CPAP transiting the terminal and getting on and off planes. When getting on and off trains on our way to lodging, Judy manages one clothing roller bag and the CPAP, with Wayne managing one clothing roller bag, the Matein general purpose roller bag, and wearing the backpack with his camera equipment. On-site shooting is the with same setup with cameras in Judy's shoulder tote and my Tenba BYOB converted backpack.

We hope our days of "wrestling" with all of our bags and equipment are behind us.



MARCH 9 (IN PERSON)

## Belle Haven/Dyke Marsh Wildlife Preserve

7:00 a.m. to 9:30 a.m. (rain date March 10)

As spring approaches, it's time for our annual wildlife photography outing, this year at Dyke Marsh Wildlife Preserve in Alexandria, VA. The Dyke Marsh trail, which begins at Belle Haven Park, is an out-and-back trail through woodland with water on one or both sides, and views of the Potomac River and sailboats moored at the adjacent Belle Haven Marina. There is an eagle's nest, and bald eagles can often be seen flying between it and various trees or snags along the trail. Waterfowl and songbirds are often seen, and foxes and barred owls have been seen there on occasion. For those who want to get there early, sunrise can be seen and is often reflected in the water along both of the small sandy beaches on the left/east side of the trail. Parking is very close to the start of the trail and there are benches along the trail, making it an easy and enjoyable outing.

### When:

- ▶ Saturday, March 9, from 7:00 a.m. to 9:30 a.m. (rain date Sunday, March 10, from 8:00 a.m. to 10:30 a.m. Note—We will turn clocks ahead one hour that morning)

### Equipment:

- ▶ For wildlife, a telephoto lens—the more reach the better
- ▶ If you want to make early morning landscape images, bring a standard or wide-angle lens
- ▶ Tripods or monopods are helpful and permitted but not necessary
- ▶ Hiking boots or walking shoes are advised since the trail is not paved



by Rena Schild

(Field Trips, continued)

### Where:

- ▶ Dyke Dyke Marsh Wildlife Preserve  
George Washington Memorial Parkway (south of Old Town)  
Alexandria, VA
- ▶ Parking lot coordinates: 38.7781188, -77.0512829

### Notes:

- ▶ We will meet at the start of the Dyke Marsh trail at 7:00 a.m. and start walking the trail together. If you arrive late you are bound to run into NVPS members since there is only one place to enter and exit the trail. Sunrise on March 9 will be at 6:29 a.m. If you want to go in earlier than 7:00 a.m. to catch the beautiful morning light, we will see you on the trail.
- ▶ Park in the parking lot (first left turn—and only turn—after you enter from the GW Parkway) and not on the road leading to the marina which is for marina users only. Park police officers are starting to enforce this parking rule.

- ▶ After completing the Dyke Marsh Trail, you want to do more exploring, drive your car to the north end of the parking lot and explore the tidal marsh area where waterfowl can often be seen. Be mindful of runners and cyclists since that path is part of the Mount Vernon trail and often gets heavy use.
- ▶ Restrooms are located between the parking lot and the Mount Vernon trail as well as at the Belle Haven Marina.

We hope you can join us!

**Rena Schild and Steven Glintz**  
Field Trip Coordinators 2023–2024

Images from the Field Trip in club year 2023–2024 may be viewed at:  
[NVPS Field Trips Gallery.](#)



by Rena Schild



by Rena Schild

## Member Recognition

NVPS members have been busy creating photographic images, submitting them to shows, and getting accepted. Congratulations!

**Congratulations to Georgette Grossman** for winning two awards in the [Washington Gardener Magazine 2024 Garden Photo Contest](#). Georgette won **2nd place** in the Small Wonders category for **“Meadowlark Crocus”** and **Grand Prize** for **“Pretty in Pink.”**



Georgette Grossman—“Meadowlark Crocus”  
2nd Place, Small Wonders



Georgette Grossman—“Pretty in Pink”  
Grand Prize Winner

**Judy Guenther** received an **Honorable Mention** award in **The Chateau Gallery’s** [Monochromatic](#) juried show for her piece **“London Shoeshine.”**



Judy Guenther—“London Shoeshine”  
Honorable Mention

If you have won any prizes for your photographs displayed in any gallery show, please send us a notification to the address shown for “Editors” at [Board Contacts](#) so that we can include your honor in our next issue and on the web page. Size the photos for competition (1400 px max width, 1050 px max height, @ 127 px dpi) and include any information regarding the show/award/website, etc.

# Member Announcements

Tana Ebbole's show titled "Staying Local—Enjoying our Parks and Gardens" is on display at the [Beanetics Coffee Roasters](#) (7028 Columbia Pike, Annandale, VA) through March 25. The next show will be by Eva Lanyi beginning March 26."

## Outside Competitions

**Smarter Entry**—The website [Smarter Entry](#) is a valuable source of information for upcoming juried competitions with physical and virtual galleries all over the country. You can subscribe to their monthly newsletter which lists current openings.

**CaFÉ**—This website has an ongoing call for entries at [Call for Entry](#). You can sort your search for open opportunities many different ways.

**EntryThingy**—This is a management portal for entering competitions. The website is [EntryThingy](#).

**ArtCall**—A newer arts management organization for entering competitions is [ArtCall](#).

**Falls Church Arts— 2024 Fine Art Photography Competition and Exhibition** will be an online and in-gallery show which closes on February 24. More information is available at [Falls Church Arts](#).

## Workshop Offerings

NVPS offers speakers and competition judges the opportunity to have notices about upcoming tours and workshops in FotoFax for two years after the date of their NVPS program.

### Deborah Loeb Bohren

Deb's small-group online workshops and 1-to-1 mentoring programs are the perfect way to begin, build, or advance your photography skills and expand your creative vision. Classes range from ways to take your travel images beyond the postcard to photographic expressionism (think Intentional Camera Movement and multiple exposure), and from layers and blend modes in Photoshop to creating abstract images with your iPhone. Classes are limited to a maximum of 3-5 participants. For more information and to register visit [Traveling Lens Photo Tours](#).

---

### Max Waugh

Max Waugh is an award-winning wildlife, travel, and sports photographer who leads workshops and tours both domestically and abroad. Upcoming tours include Brazil, Yellowstone, Costa Rica, Patagonia, Alaska, Zambia, and more. His web site is [Max Waugh Photography](#).

---

### Angie McMonigal

Angie's mission is to help creative-minded photographers explore the world of architectural photography. Through blog posts, eBooks, newsletters, photowalks, and workshops, she aims to provide hands-on, practical, and creative training. You'll be able to improve your entire creative process from shooting to post-processing. Visit [Angie McMonigal Photography](#) for more information.

---

## **Nikhil Bahl**

Nikhil Bahl has been our End-of-Year judge as well as a frequent program speaker. He offers a variety of workshops and coaching events. For more details with his latest workshop updates, visit [Nikhil Bahl Photography](#).

---

## **David Akoubian**

[David Akoubian](#) has been a professional Nature Photographer since 1992, and has been leading workshops around the United States and Iceland for many years. His workshops are more than just about photography. Together with his teaching partner, he tries to give the experience of the area they are in. From staying on a barrier island off of the coast of Georgia, to rustic cabins in Wyoming's Grand Teton National Park and in Alaska, the participants get a feel for life in the area. Workshops include ground transportation, lodging and most meals. Join David and experience a new area!

---

## **Mollie Isaacs**

Mollie offers a variety of workshops and webinars for all levels of photographers. To learn more about her programs, please visit her website at [Awake the Light Photo Workshops](#). Make certain to also sign up for her newsletter which is full of insightful tips.

---

## **Colleen Miniuk**

Take your photography skills, passion for the outdoors, and love for adventure to the next level! Combining Colleen's enthusiasm for learning and helping others—and life itself—her educational and inspirational photography workshops give photographers of all levels a supportive environment to explore their craft and their own creative talents in awe-inspiring surroundings. Colleen will help you develop your internal artist by fine-tuning your skills, techniques, and approaches, both technically and creatively, to enable you to become a more competent, confident, and expressive photographer. For more information and to register, visit [Colleen Miniuk Photography & Writing](#).

---

## **Mary Louise Revese**

Mary Louise offers online and in-person workshops. Information on her workshops can be found at [Bella Vista Photography](#). Use Promo Code NVPS for a discount on workshops. Discounts vary by workshop and discounts are in addition to early-bird pricing.

---

## **Blake Rudis**

Blake is a self-published author and has worked as an independent photo educator for many software companies. Throughout his teaching efforts at [f.64 Academy](#) Blake has helped hundreds of thousands of photographers excel in their post-processing endeavors. He hosts Photoshop tips, courses, monthly critiques, and live events on his [f.64 Elite monthly membership website](#).

---

## **Jeffrey Gabriel Silva**

Jeffrey Gabriel Silva is an award-winning photographer and filmmaker based in Chicago, IL, who offers in-person and online courses for all levels of students. For more details visit [Jeffrey Gabriel Silva Photography](#).

---



## Jennifer King

A world-renowned and award-winning educator, nature, and fine art photographer, [Jennifer King](#) leads workshops around the world. You can find her current list of workshops and educational opportunities at [Jennifer King Workshops](#).

---

## Jim Zuckerman

Jim is an award-winning photographer, published author, and educator. He offers books and online classes and leads small-group photography workshops and tours in the US and around the world. His website is [Jim Zuckerman Photography](#) and you can find out the latest information on his tours at [Jim Zuckerman Photo Tours](#).

---

## Cat Simmons

Cat Simmons is a studio portrait and conceptual artist who loves to nurture artists towards their own growth and personal goals. She tutors, mentors, and teaches on a variety of topics both in-person and on-line. For current learning opportunities, visit her website [Cat Mac Studios](#).

---

## James Prochnik

James Prochnik teaches photography online and in person. For information, please contact him at his [website](#), or follow him on [Instagram](#) for the latest news and announcements about upcoming courses.

---



NVPS is a proud member of the Photographic Society of America.