

NOVEMBER 2023

VOL. 59, NO. 3

59 YEARS

# FOTOFAX

NEWSLETTER  
OF THE  
NORTHERN  
VIRGINIA  
PHOTOGRAPHIC  
SOCIETY

“Hindu Priest  
in Prayer, Bali”

by  
Charles Cecil



FOTOFax is the newsletter of the

**NORTHERN VIRGINIA  
PHOTOGRAPHIC SOCIETY**  
NVPS

FotoFAX is published monthly September through June.

FotoFAX issues, past and present, can be found at: [FotoFAX](#).

All content within FotoFAX is ©NVPS and may not be used without express written permission from NVPS.

NVPS members wishing to author articles, provide content, announce awards they have received, or communicate shows in which they have images should write to the email for “**Editors**” on [Board Contacts](#).

EDITOR/DESIGNER  
Judy Guenther

ASSISTANT EDITOR  
John Nash

© 2023 Northern Virginia  
Photographic Society



# CONTENTS

|  |           |
|--|-----------|
| President’s Message  | 3         |
| From the Editor  | 4         |
| NVPS Club Calendar   | 5         |
| <b>NVPS PROGRAMS</b>   | <b>6</b>  |
| November 7, 2023 (Zoom)<br>Cat Simmons—Photography as Conceptual Art                 | 6         |
| <b>NVPS COMPETITIONS</b>   | <b>8</b>  |
| November 21, 2023 (Zoom)<br>Peggy Feerick—Theme: Written Language                    | 8         |
| October 17, 2023 Competition Results   | 9         |
| <b>EDUCATION &amp; TRAINING</b>  | <b>15</b> |
| November 14, 2023 (In Person)<br>Jim Norman—Photography and the Law                  | 15        |
| <b>MEMBER’S GALLERY</b>  | <b>17</b> |
| November 28, 2023 (In Person)<br>Print: KieuLan Nguyen—Orchids on Canvas             | 17        |
| November 28, 2023 (In Person)<br>Virtual: Thien and Kim Xuan Nguyen—Tanzania, Africa | 19        |
| <b>MEMBER’S FORUM</b>  | <b>21</b> |
| November 28, 2023 (In Person)<br>David Crooks—Photo Editing and AI                   | 21        |
| <b>GUEST ARTICLE</b>   | <b>23</b> |
| Suzy McIntire—Photography from a Train   | 23        |
| <b>FIELD TRIPS</b>   | <b>26</b> |
| November 11, 2023—Manassas Battlefield Park (rain date November 12)<br>(In Person)   | 26        |
| <b>MID-ATLANTIC PHOTO VISIONS</b>  | <b>28</b> |
| <b>EXTRAS</b>  | <b>29</b> |
| Member Recognition   | 29        |
| Outside Competitions   | 31        |
| Workshop Offerings   | 31        |
| Photographic Society of America (PSA)  | 33        |
| NVPS Elected Board Members 2023–2024   | 33        |

## MESSAGE FROM THE **PRESIDENT**



Ginger Werz-Petricka

**“Photography is an art of observation. It has little to do with the things you see and everything to do with the way you see them.”** *Elliott Erwitt*

We are fortunate to have top quality learning opportunities here in the Metro Washington area. NVPS is always here for you with the learning that comes from personal interaction, as well as our Programs, Education and Training, the Portfolio Project and Mentor Program for direct instruction, Speakers where we learn from professional photographers across the country, Competition where we learn from the critiques given by the judge, and Members Gallery and Forum where we learn from the experience of

our fellow members. And never forget Field Trips where we have the opportunity to hone our craft at interesting locations along with our friends in the club.

Here in Fotofax you can learn about local photographers that offer classes. Among the many opportunities in the greater area there are photography classes at the Smithsonian, Art League in Alexandria, Capitol Photography Center, and Northern Virginia Community College.

And every November Mid-Atlantic Photo Visions is a high spot. Not only do we get to hear world-class speakers, but members have an opportunity to enter their images into a juried photo exhibit. Congratulations to all the NVPS members who were juried in the exhibit this year.


On another topic, before the in-person meetings, please join us at the Silver Diner in Tysons, 8101 Fletcher Street, McLean, VA. We are gathering at 5:30 p.m. and hope you will join us. RSVP to the email for President on [Board Contacts](#) if you plan to attend so that we can reserve enough seats.

And, we are still looking for someone to take over the coffee service for the in-person meetings at the firehouse.

To close I thought I'd show you a few images from my two most recent photo trips. I recently came back from a workshop with Nikhil Bahl to Canaan Valley, WV. We had a great time and Nikhil is a terrific instructor. I also volunteer with SONOVA, the Symphony Orchestra of Northern Virginia, to photograph their rehearsals and concerts. On October 13 they had a really fun concert themed “Symphonic Spooks.”

I photographed the orchestra and set up a selfie booth with one of the musicians.

Ginger Werz-Petricka  
President  
2023-2024



Ginger Werz-Petricka—“Elakala Falls”



Ginger Werz-Petricka—“SONOVA”

## MESSAGE FROM THE EDITOR



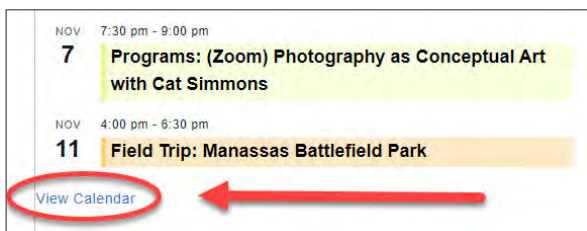
Judy Guenther

I am so encouraged that NVPS members are stepping up to suggest both FotoFax cover images and guest articles.

Our wonderful cover image this month is by Charles Cecil. Charles spent 23 years living in Africa and the Arab World during a 36–year career in the US Foreign Service. You can view more of his photography of people and places from around the world on his web site at [Cecil Images](#).

Suzy McIntire has written a superb Guest Article on the subject of “Photography from a Train.” Suzy has traveled on several trips recently by train with a prime focus on photographing what she sees through the window. Her article includes advice for how to get the best images, some challenges and tips, and finally several great images. I’m impressed by Suzy’s creative ideas.

Finally, I would encourage all of you to get acquainted with the vast resources that are available on the [NVPS website](#). The website is maintained by a number of dedicated volunteers. It is constantly updated as new information becomes available about the current club year’s activities. To view the calendar, click on the link on the right side of the home page under “Upcoming Events.”



Do you know which month’s competition has a theme? Do you want to see the description of the theme? Did you miss a meeting and want to see if there are slides available for viewing? Want to check out past issues of FotoFax to see what you missed? Just check out the general page and also go to the [Member’s Menu](#) (which requires a

log–in). There are wonderful image galleries from several years of competitions, portfolio projects, field trips, Mid–Atlantic Photo Visions, end–of–year awards, and the Willing Warriors special project.

I think it would be beneficial to devote some time in an Education & Training session to delve into the wealth of resources maintained on our NVPS website and to introduce the talented team of volunteers responsible for the “care and feeding” of the site.

And, if you have an image you’d like to see on the cover of FotoFax (vertical format preferred) or a Guest Article topic you’d like to suggest (or write), please contact me at the FotoFax Editor email on [Board Contacts](#).

Don’t forget to Zoom in for the [Mid–Atlantic Photo Vision’s](#) presentations, keynote address, and award presentations on Sunday, November 5.

**Judy Guenther**  
Editor

# CLUB CALENDAR

NVPS conducts meetings every Tuesday evening September–May. Program meetings and digital–only Competitions are virtual and zoom links are sent out the day of the meeting. Information regarding in–person Education & Training, Member’s Gallery and Forum, and digital and print Competition meetings will be shared as well. The NVPS meetings and events for the next three months are listed below. Please check the NVPS calendar on the website for up–to–date information at: [CALENDAR](#).

## NOVEMBER

|          |    |  |
|----------|----|--|
| Sunday   | 5  | <b>MID–ATLANTIC PHOTO VISIONS:</b> Presentations and Awards (Zoom)   |
| Tuesday  | 7  | <b>PROGRAM:</b> Cat Simmons—Photography as Conceptual Art (Zoom)   |
| Saturday | 11 | <b>FIELD TRIP:</b> Manassas Battlefield Park (rain date November 12) (In Person)   |
| Tuesday  | 14 | <b>EDUCATION &amp; TRAINING:</b> Jim Norman—Photography and the Law (In Person)  |
| Tuesday  | 21 | <b>COMPETITION:</b> Peggy Freerick—Theme: Written Language (Zoom)  |
| Tuesday  | 28 | <b>MEMBER’S GALLERY:</b> Print: KieuLan Nguyen—Orchids on Canvas (In Person)<br><b>MEMBER’S GALLERY:</b> Virtual: Thien and Kim Xuan Nguyen—Tanzania, Africa (In Person)<br><b>MEMBER’S FORUM:</b> David Crooks—Photo Editing and AI (In Person) |

## DECEMBER

|          |    |   |
|----------|----|---|
| Saturday | 2  | <b>FIELD TRIP:</b> Capital ‘Cross Classic (rain date December 3) (In Person)  |
| Tuesday  | 5  | <b>PROGRAM:</b> Angie McMonigal—Abstract Architectural Photography (Zoom)     |
| Tuesday  | 12 | <b>EDUCATION &amp; TRAINING:</b> Stan Bysshe—Back Up Your Photos! (In Person) |
| Tuesday  | 19 | <b>COMPETITION (WITH PRINTS):</b> David Blecman—Theme: None, Open (In Person) |
| Tuesday  | 26 | <b>NO MEETING</b> —Holidays   |

## JANUARY

|          |    |  |
|----------|----|--|
| Tuesday  | 2  | <b>PROGRAM:</b> Mike Moats—The Properly Equipped Macro Photographer (Zoom)   |
| Tuesday  | 9  | <b>EDUCATION &amp; TRAINING:</b> TBA—TBA (In Person)   |
| Tuesday  | 16 | <b>COMPETITION:</b> Angie McMonigal—Theme: Natural Sand (Zoom)   |
| Tuesday  | 23 | <b>MEMBER’S GALLERY:</b> Print: Ginger Werz—Petricka—TBA (In Person)<br><b>MEMBER’S GALLERY:</b> Virtual: Judy Guenther—A Tour of Dubai and Expo 2020 (In Person)<br><b>MEMBER’S FORUM:</b> Art and Deb Rose—TBA (In Person) |
| Saturday | 28 | <b>FIELD TRIP:</b> TBA (rain date October 29) (In Person)  |
| Tuesday  | 30 | <b>EDUCATION &amp; TRAINING:</b> TBA (In Person)   |

NOVEMBER 7 (ZOOM)

## Cat Simmons

# Photography as Conceptual Art

Cat Simmons is a Maryland native and an active member in the photo community. She began her photo career in 2012 at Montgomery College in Rockville. From there Cat went on to earn her MFA in Photography from Savannah College of Art and Design (SCAD) in 2021. Her photo interests span multiple genres, but her favorites are studio portraiture and conceptual work. She has exhibited in several places including Montgomery College, the Contact Photo Festival in Toronto, Patch and Remington Gallery in Michigan, and the United Nations Building when living abroad in Vienna, Austria. She is a member of the Silver Water Collective, an all-female group of SCAD graduates who joined talents to create, collaborate, and inspire others in their own photographic practices.



Cat Simmons



by Cat Simmons

When Cat isn't in the studio, she is teaching. She teaches a variety of in-person and virtual classes for Praxis Gallery, Salisbury University, Frederick Community College, and Santa Fe Workshops. Cat also is an active member and chair for the North Bethesda Camera Club, is a liaison for NBCC's high school outreach program, and volunteers with the Potomac Community Resources offering photo critique for teens and adults with developmental differences. You can read more about Cat on her website at [Cat Mac Studios](#).

Since its conception in 1839, photography has experienced a continual shift in process and functionality. The evolution of the medium

(Programs continued)


has brought us to our current shoreline of artistic definition where we not only can make stunning photographic art, but also conceptualize ideas and convey meaning within photographs in unique ways.

In this presentation, Cat Simmons will discuss conceptual aspects of photography, and how the medium is rapidly evolving and redefining the way we think about photographs and the medium as a whole. As part of her discussion, she will present her body of work “Objet a Il Unremembering” in which she utilizes the materiality of the photograph alongside the use of language to alter the visual representation of past memory.


**Cat’s photo interests span multiple genres, but her favorites are studio portraiture and conceptual work.**



by Cat Simmons



by Cat Simmons



by Cat Simmons



by Cat Simmons

NOVEMBER 21 (ZOOM)

## Peggy Feerick

### Theme: Written Language

Peggy Feerick has taught photography for over 40 years and is currently instructing classes for The Smithsonian Associates Studio Arts Program. She retired from George Mason University as Associate Professor and Coordinator of Photography in 2016, with prior teaching at various institutions including the University of New Mexico, Georgetown University, and the University of Pennsylvania. In addition, she was the photo archivist and curator for the Smithsonian's Archives of American Art photographic collection from 1988 to 1994.

She has served as a lecturer, moderator, and conference panelist both locally and nationally. In 1998, she co-authored an article on "Women in Photography" for *The Reader's Companion to U.S. Women's History*. In 1993, she curated "The Telling Image: Portrait Photographs from the Archives of American Art." This exhibition was shown at the Smithsonian's National Portrait Gallery, Washington, DC, and later traveled to New York City.

Feerick's work is mainly photographic in nature but at times includes the mediums of printmaking and sculpture. Her work is exhibited locally and nationally, and is represented in both private and public collections. Peggy has received several grants and awards, including a residency at CREAR in Scotland and George Mason's Mathy Award. She holds a BFA from Rochester Institute of Technology in Photography, and MA and MFA in Photography and Art History from the University of New Mexico.



Peggy Feerick



# COMPETITION RESULTS

October 17, 2023


THEME: **None**

Many thanks to our October Judge, Jim Zuckerman, for his expertise in judging this month's "open" competition. Congratulations to the award winners. You can view all of the winning images on the NVPS website at [2023 Competition Winning Images](#).

## NOVICE COLOR



1ST PLACE  
Alan Tolk, "Red Crown"



2ND PLACE  
Nancy Galib, "The Lovin Spoonbills"




3RD PLACE  
George Bradshaw, "Soft Landing"

HONORABLE MENTIONS:

None



1ST PLACE  
**Nancy Galib, "Farewell"**



2ND PLACE  
**Kayla Wilf, "Water Lilies"**



3RD PLACE  
**Siva Vittala, "Steps of Democracy"**

---

HONORABLE MENTIONS:

None



1ST PLACE  
Steve Edwards, "Just 8 Seconds"



2ND PLACE  
John Olsen, "Eye of the Tiger"



3RD PLACE  
David Kravitz, "Stretching Their Wings"

HONORABLE MENTIONS:

Janice Kane, "Riding the Waves"

Jennifer Kang, "Bee"



1ST PLACE  
George Hogeman, "1944 France Kia  
My Father's Cousin"

2ND PLACE  
John Olsen, "Kogod Courtyard"



3RD PLACE  
David Kravitz, "Viking"

---

HONORABLE MENTIONS:

Steve Edwards, "Breaking Winter"



1ST PLACE  
Don Little, "Patagonia Puma On the Move"

2ND PLACE  
Catherine Wang, "Happy Dance"



3RD PLACE  
Jennifer Nguyen, "Milky Way at  
Alien Throne New Mexico"

---

**HONORABLE MENTIONS:**

Debra Mastronardi, "Cascade Falls"

Ed Short, "Spring Drake"

Eva Lanyi, "Loon Landing"

John Eppler, "Right Place Right Time"

Kimxuan Nguyen, "Mother and Baby Foxes"

Len Johnson, "Bi-Plane Wing Walker Landing"

Valerie Short, "King Colony"

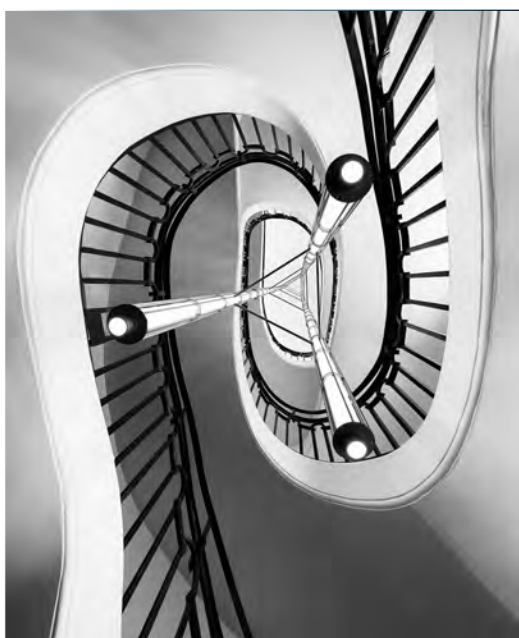


1ST PLACE

**Kimxuan Nguyen, “Seabeck Seagull With Fish”**

2ND PLACE

**Stan Bysshe, “Wapiti Scout”**



3RD PLACE

**Judy Guenther, “The Geometry of Stairs”**

---

**HONORABLE MENTIONS:**

Bill Corbett, “Black-capped Chickadee”

Bill Millhouser, “Into The Fog”

Gary Perlow, “Sinkhole”

Ilenia Alvarez, “Theres a Photographer Behind the Tree”

Len Johnson, “Mother Bear Scolds Cub”

Thien Nguyen, “Osprey Looking For Prey”

NOVEMBER 14 (IN PERSON)

Jim Norman

## Photography and the Law

Jim is a long-time member of NVPS and other organizations with an interest in photography, including being a Creator Member of the Copyright Alliance.

This presentation will focus on two topics of importance to photographers—an introduction to copyright and a discussion of limitations that can be placed on where and when you can take a photograph and the uses you can make of that photograph.

Copyright is controlled exclusively by Federal law and provides important protections—and limitations—to you as the creator of a photograph. You automatically own the copyright in a photograph you make for your own use (if you're employed by someone else, other factors come into play), but once you share a photograph, things become more complicated. In addition, your rights and remedies change significantly if you take the time to file a copyright registration. In some instances, it may be worthwhile to take legal action against a party that has made unauthorized use of one of your images. In addition to the more complicated remedies available in the past, we now have a less complex, and less expensive, option—the Copyright Claims Board. We will also touch upon the “fair use” exceptions and the complications that can arise if you employ artificial intelligence to make or enhance an image.



©opyright

Limitations of when and where you can take a photograph, and how you can use it, will vary considerably depending on circumstances. We'll go over the factors you need to take into account, and what your options are, if someone tells you "you aren't allowed" to make photos of a particular scene. It can be complicated, and often the best option is to use common sense and common courtesy, regardless of what you have the "right" to do.

**Jim is a Creator Member of the Copyright Alliance and will discuss copyrights as they relate to photographers.**

The screenshot shows the Copyright.gov website's Registration Portal. At the top is a dark blue navigation bar with the Copyright.gov logo and links for About, News, Opportunities, Help, and Contact. A search bar is on the right. Below this is a light grey bar with dropdown menus for Law & Policy, Registration, Recordation, Licensing, and Research. The main content area has a breadcrumb trail 'Home / Registration Portal' and a large heading 'Register Your Work: Registration Portal'. Below the heading is a featured section with an image of a person using a tablet. To the right of the image is a welcome message and instructions on how to get started, including a prominent blue button that says 'Log in to the Electronic Copyright Office (eCO) Registration System'. At the bottom, there are two sections: 'Notices' with a link for 'Registration Options for Non-Photographic Databases' and 'Helpful Links' with a link for 'Registration Processing Times'.



NOVEMBER 28—PRINT (IN PERSON)

## KieuLan Nguyen

### Orchids on Canvas

**K**ieuLan considers herself an avid photographer and loves to photograph macro, landscape, travel, and street scenes. She is currently working on a Light and Shadow project.

In 2019 during Covid, she took a workshop from Rosie Lalonde to learn how to take pictures of flowers and transform them into paintings using mixer brushes in Photoshop. Since that day, she has immersed herself learning more and more about this technique. In addition to painting orchids, she has recently begun painting dogs, cats, and birds.

For the last four years, KieuLan has been building up her portfolio of painted orchids. These paintings are from pictures that were taken from many trips to Longwood Gardens, US Botanical, and local gardens near her house. The images that she will show in her Member's Gallery (Print) represent a small body of her work as she searches for even more exotic orchids to add to her collection.

KieuLan feels that painting is just like meditation. Seeing an ordinary picture and transforming it into a painting is something she loves to do. She feels so rewarded after finishing a painting, and has a great sense of fulfillment.



KieuLan Nguyen



by KieuLan Nguyen



by KieuLan Nguyen



by KieuLan Nguyen

KieuLan feels that painting is just like meditation—seeing an ordinary picture and transforming it into a painting is something she loves to do.



by KieuLan Nguyen



by KieuLan Nguyen

NOVEMBER 28—DIGITAL (IN PERSON)

## Thien and Kim Xuan Nguyen

### Tanzania, Africa

Kim Xuan Nguyen studied photography in college when the photography world was still using film and darkrooms to process photos. Fast-forward, Kimxuan joined the Northern Virginia Photographic Society (NVPS) in 2019. She has received several awards including the Ollie Fife Award.

Thien Nguyen started photography during the pandemic a few years back. He enjoys reading about photography during his spare time. He joined the Northern Virginia Photographic Society (NVPS) in 2020. He has received several awards including the Ollie Fife Award.

Thien and Kim Xuan like to travel within the United States and throughout the world to capture mainly landscapes and wildlife.

Thien and Kim Xuan traveled to Tanzania in east Africa twice within one year to photograph animals, birds, and everything in between. The people of Tanzania were very nice and courteous. The Tanzanian National Parks had many different types of animals and birds. Also, the landscapes were peaceful and beautiful.



Thien and Kim Xuan Nguyen



Kim Xuan Nguyen—"Southern Ground Hornbill"



Thien Nguyen—"Lion in Serengeti National Park"



Thien Nguyen—"Lilac-Breasted Roller"



Kim Xuan Nguyen—"Grey Crowned Crane in Serengeti National Park"



Thien Nguyen—"Pin-tailed Whydah"

**Thien and Kim Xuan travel the US and the world in search of landscapes, wildlife, and birds.**

NOVEMBER 28 (IN PERSON)

## David Crooks

### Photo Editing and AI

Photography is David Crooks' passion and capturing the beauty of nature is the reward. David pursues his love of photography from his early days of chasing cardinals in his neighborhood to visiting many local and faraway parks, reserves, and other places where "wildlife" can be found.

In 2014, David, his wife Cynthia, and their dog Sam, moved to Annandale from Leesburg to be closer to work. He was a member of the Loudoun Photo Club for about 5 years and then in 2015 he joined the Northern Virginia Photographic Society (NVPS). In 2016, he volunteered to be the Webmaster of the NVPS website.



David Crooks

David is also the organizer of the [Virginia Beltway Photography Meetup Group](#) which has over 2,700 members and leads about four to five field trips a month. The Group also does a Photo A Day for the year and a month project. The goal is to take photos every day and post the best one to the Meetup site. This is a proven way



created by David Crooks in Dreamshaper

to improve your photography. In 2021, David wrote the [Virginia Beltway Photography Meetup Group Guide Book](#). It is available at Amazon in Kindle version for \$9.99 and paperback for \$15.99. David is an affiliate of Skylum and has done a few of these live edit sessions for the Meetup Group. He has a discount code and affiliate links. He receives a small commission on the sale, but this does not increase the price.

Interested in the latest in Artificial Intelligence (AI) and how it has shaken up photography? David will present a 30,000-foot view of AI and demonstrate examples of AI that are currently in use in photography software editing programs. He will demonstrate Photoshop's Generative Fill and Generative Expand tools, and Luminar Neo's newest AI tools, GenErase, SceneExpand, and SceneSwap.



created by David Crooks in Dreamshaper



created by David Crooks in Dreamshaper

David will discuss current trends in Artificial Intelligence and demonstrate tools available in photography editing software.

# Suzy McIntire

## Photographing from a Train

This past year I've enjoyed taking photographs from trains. Many subjects of interest are much closer to trains than they are to highways, and many railroad bridges have few barriers to get in the way of photos. A train's higher vantage point makes for unusual shots, too, especially when there's no other access to get the photo. I particularly like an image where something at a distance is in focus, but foreground vegetation is blurred.



Suzy McIntire



All photos by Suzy McIntire



Key to photographing from trains is getting a good window. For that, the free Red Caps are invaluable! For a \$5–10 tip, they will take you to the train before other riders can board, as much as 20–30 minutes earlier for a train originating at the station. Otherwise, it can be hard to get a window at all on a busy route. Choose a seat for the quality of the window—be able to shoot back as well as forward, without a bar in the middle, not mud splashed. If there's a choice between higher and lower-level seating, the higher windows should be cleaner.

Most importantly, to cut window glare, sit on the side of the train the sun will NOT be shining on. (On cloudy days perhaps take the opportunity to sit on the glare side.)

(Guest Article continued)



Use a silicone lens hood (such as the [Ultimate Lens Hood](#)) to block out reflections, and keep the lens close to the glass (but not touching). If you're in a sleeper, turn off the lights. Wear dark clothes so you don't contribute to reflections, and if needed, throw a dark jacket over the seat hardware that reflects. You could even place dark tape over the silver top front of your camera body, although I don't. Observation cars are the worst for unwanted reflections. Other places to go are the cafe car or the exit doors with big windows.

Bring a tiny kit to clean the window inside and out. Depending on platform height, you may not be able to reach the window at one station, but can at the next. However, many times you can't clean the window and using a wide aperture helps decrease visibility of window dirt. Don't despair over dirt—it's usually fixable in post-processing.

If there's heavy vegetation along the track such as the train to Harper's Ferry, leave your camera set on the exposure conditions you're hoping will reappear.

Most of my pictures were taken between 18mm and 50mm focal length. Depending on train velocity, use shutter speeds of 1000 to 1500. To get those shutter speeds you may need a fairly






(Guest Article continued)

high ISO, often 1500 and higher. Use continuous focus with burst if your camera allows it. Bring a fast lens because if the day is at all cloudy, it can be difficult to get a fast shutter and useful depth of field. Train speed is highly variable. It's difficult later, when looking at pictures, to know what setting worked best because there's little way to remember how fast the train was going for any particular picture. I also don't take the Acela train because I don't want fast.

Objects closer to the train move by faster and are harder to get in focus than those further away. Don't use single-point focus—use your equivalent of “zone.” At high train speeds, I position the camera and keep one eye on the window to see what's coming and the other on the screen or viewfinder. Sometimes both eyes are on the window—with the camera leveled, click away. I delete most of the pictures I take!

Depending on your camera (I use Fuji), the electronic shutter may produce distorted images with fast-moving subjects and you'll want to use the mechanical shutter instead. At slow train speeds you can also try reverse panning.

Often, it's not possible to capture wanted scenes because they are gone by the time you press the shutter, but if you keep shooting, you'll find gems you didn't know were coming. If you don't have the camera already raised in position at the window, you will miss the picture. Have a trigger finger—click, click, click—and delete later. Bring several batteries, because the trigger finger means you will take excessive photos, but turning off the camera means you will miss the picture entirely.



NOVEMBER 11, 2023 (IN PERSON)

## Manassas Battlefield Park

4:00 p.m. to 6:30 p.m. (rain date November 12)

Join us for an evening and sunset at the Manassas Battlefield Park. The park offers lots of photographic opportunities that are scattered around the 5000-acre park. We recommend you begin your tour at one of the several parking lots accessible from Route 29 which runs through the park. Start at either end of the park. In the east, you'll find the Stone Bridge, and in the west, there's Battery Heights and Stonewall Memory Gardens including water features.

After composing shots from your first late afternoon destination, hop back in your chariot and move on to the next parking lot which might put you near the Groveton Cemetery or the Stone House. If it's particularly dark or cars are whizzing by with their lights on, head up to the 14th Brooklyn Monument where you can see the road from a hilltop and capture the lights streaks.

Early November in Virginia should be peak fall foliage season so many of the trees surrounding the park will be well into or slightly past their peak. When you're done composing subjects around the battlefield, join us for our sunset meet and greet at the Henry Hill Visitor's Center. Normally, we meet up before we explore, but this time we're switching it around so we can be together to capture what we hope will be a spectacular sunset.

### Points of Interest (organized east to west):

- ▶ Stone Bridge – parking off Rte. 29 near (38.8249, -77.5013)
- ▶ Stone House – parking east of corner with Rte. 29 and VA234 near (38.819, -77.525)
- ▶ Henry House, Henry Hill Visitor's Center, and nearby fields – accessible off VA234
- ▶ Groveton Cemetery – minimal parking off Rte. 29 near (38.8134, -77.5468)
- ▶ 14th Brooklyn Monument – across street from Groveton Cemetery



by Josh Taylor



by Josh Taylor

(Field Trips, continued)

- ▶ Stonewall Memory Gardens – accessible off US 29 near VA234 intersection
- ▶ Battery Heights – parking one mile away at Brawner Farm near (38.8139, -77.5695) or half a mile from Groveton.

### When:

- ▶ Saturday, November 11, from 4:00 p.m. to 6:30 p.m. (rain date November 12)
- ▶ Sunrise is at 6:46 a.m. EST and sunset is 4:57 p.m. EST

### Equipment:

- ▶ Bring your landscape lenses, typically 24–70mm and 70–200mm.
- ▶ Tripods are permitted and encouraged.
- ▶ Remember to bring a polarizer and a graduated ND filter so you can capture all the details in the land and sky in one shot without compromising on details. A neutral density filter may also come in handy around Stone Bridge or Memory Gardens as they both have water features.
- ▶ Weather will be temperate. The afternoon will start comfortably, but may turn cooler as the sun sets. Again, we're looking for clear horizons, high clouds, and perfect photogenic weather.
- ▶ The Henry Hill Visitor's Center is open until 5:00 p.m. and it has a bathroom in the basement.

### Where:

- ▶ We're meeting near the end of our field trip instead of the start. Hopefully, you will have gotten several compositions before we meet up in the parking lot of the Henry Hill Visitor's Center for our usual socializing.
- ▶ We'll discuss the weather and the possibilities for a sunset. We'll also explore the nearby fields and decide whether we want to dine out in nearby Manassas. The group will meet outside the Henry Hill Visitor's Center at the front of the Thomas Jefferson memorial at the base of the stairs.
- ▶ We'll have our customary socializing and determine if weather permits a sunrise shot. We'll make any additional planning during this meeting.


### Directions:

- ▶ Parking is free. The battlefield is centered around the intersection of US Route 29 and VA234, Sudley Road. The nearest metro stop, Smithsonian (blue line), is a 1-mile hike.

We hope you can join us!

**Rena Schild and Steven Glintz**  
Field Trip Coordinators 2023–2024

Images from the Field Trip in club year 2023–2024 may be viewed at:  
[NVPS Field Trips Gallery.](#)



by Josh Taylor



by Josh Taylor



As most of you know, the MAPV weekend of photography presentations is fast approaching.

Everyone who wants to attend the regular educational sessions occurring on Sunday, November 5, needs to sign up and pay a registration fee. NVPS club members get a discounted price of \$30 to attend the events, by using the code MAPV-Club2023 which will be valid until the date of the Expo (please do not share the code with non-members). **To receive the discount price of \$30 when registering for the Expo, select “Apply” after entering the discount code.** The link for registering for the conference is at [Mid-Atlantic Photo Visions](#).

Our thanks to the MAPV volunteers who have gathered these [top speakers](#) for a most interesting program which will be presented by Zoom and recorded for later viewing by paid attendees:

**RAD DREW**—How I Did It!™; The Magic, Power, and Ease of iPhone Photography!  
9:00 a.m.—10:15 a.m. EST

**TIM GREY**—Great Photos From Planning to Post-Processing—A Step-by-Step Approach  
10:30 a.m.—11:45 a.m. EST

**JULIEANNE KOST**—What’s New in Lightroom Classic and Photoshop  
1:00 p.m.—2:15 p.m. EST

**SIMON D’ENTREMONT**—Sharpening Your Wildlife Photography Skills  
2:30 p.m.—3:45 p.m. EST

**COLLEEN, MINIUK**—Awards Ceremony & Keynote Presentation: Finding Your Creative Voice  
4:00 p.m.—5:30 p.m. EST

Lastly, congratulations to the 39 NVPS photographers who were juried into the competition with a total of 152 images. Eleven of the 39 NVPS photographers had a total of 16 images which were nominated into the category of People’s Choice. Those people who were juried into the competition received a notification email from me on October 7. If you didn’t receive this email, your images were not juried in. The MAPV site will soon be updated to display all the images juried into the competition. Award winners will be announced following the Keynote Speaker’s presentation at approximately 5:15 p.m. on Sunday, November 5.

Happy shooting!

Tammy Tideswell  
NVPS MAPV Board Member, Speaker Manager,  
and Club Representative




Mid-Atlantic  
**PHOTO VISIONS**

Celebrating *21 years*


## Member Recognition

NVPS members have been busy creating photographic images, submitting them to shows, and getting accepted. Congratulations!

**Congratulations** to our NVPS members who were juried into the **Mid-Atlantic Photo Visions 2023** Photo Competition. Of the 152 images accepted by people identifying as members of NVPS, **11 members** had **People's Choice** nominations. The images below represent those nominations received by members **Stan Bysshe, Bill Corbett, Bob Friedman, Curtis Gibbens, Judy Guenther, Bill Kang, Eva Lanyi, Don Little, Suzy McIntire, Catherine Wang,** and **Robin Weisz.**




Stan Bysshe—"Morning Sip"




Bill Corbett—"Catfish"



Bob Friedman—"Flower in Black and White"



Curtis Gibbens—"Honeybee in the Lotus"




Judy Guenther—"Graceful Curves"



Judy Guenther—"Alone in the Stairs BW"



Bill Kang—"Winter Bird"



Eva Lanyi—"Yummy Snail"



Eva Lanyi—"Puffin Power"



Don Little—"Patagonia Puma on the Move"



Suzy McIntire—"High Tide, Alexandria"



Catherine Wang—"Chicago"




Catherine Wang—"Iris"



Catherine Wang—"Flower Girl"



Robin Weisz—"Musical Shapes"



Robin Weisz—"The Edge"

If you have won any prizes for your photographs displayed in any gallery show, please send us a notification to the address shown for "Editors" at [Board Contacts](#) so that we can include your honor in our next issue and on the web page. Size the photos for competition (1400 px max width, 1050 px max height, @ 127 px dpi) and include any information regarding the show/award/website, etc.

# Member Announcements

Art Rose's solo show exhibit titled "Through the Glass" is on display at the [Beanetics Coffee Roasters](#) (7028 Columbia Pike, Annandale, VA) through November 15. Following Art will be John and Karol Murray with their exhibit titled "Canadian Rockies" which will run November 16—January 2.

## Outside Competitions

**Smarter Entry**—The website [Smarter Entry](#) is a valuable source of information for upcoming juried competitions with physical and virtual galleries all over the country. You can subscribe to their monthly newsletter which lists current openings.

**CaFÉ**—This website has an ongoing call for entries at [Call for Entry](#). You can sort your search for open opportunities many different ways.

**EntryThingy**—This is another management portal for entering competitions. The website is [EntryThingy](#).

## Workshop Offerings

NVPS offers speakers and competition judges the opportunity to have notices about upcoming tours and workshops in FotoFax for two years after the date of their NVPS program.

### Max Waugh

Max Waugh is an award-winning wildlife, travel, and sports photographer who leads workshops and tours both domestically and abroad. Upcoming tours include Brazil, Yellowstone, Costa Rica, Patagonia, Alaska, Zambia, and more. His web site is [Max Waugh Photography](#).

---

### Lori Lankford

Lori Lankford offers in-person, online garden photography, and creative digital art workshops. For information on her latest workshops and class offerings, please visit her website [Lori Lankford Photography](#).

---

### Nikhil Bahl

Nikhil Bahl has been our End-of-Year judge as well as a frequent program speaker. He offers a variety of workshops and coaching events. For more details with his latest workshop updates, visit [Nikhil Bahl Photography](#).

---

### Mollie Isaacs

Mollie offers a variety of workshops and webinars for all levels of photographers. To learn more about her programs, please visit her website at [Awake the Light Photo Workshops](#). Make certain to also sign up for her newsletter which is full of insightful tips.

---

## Colleen Miniuk

Take your photography skills, passion for the outdoors, and love for adventure to the next level! Combining Colleen's enthusiasm for learning and helping others—and life itself—her educational and inspirational photography workshops give photographers of all levels a supportive environment to explore their craft and their own creative talents in awe-inspiring surroundings. Colleen will help you develop your internal artist by fine-tuning your skills, techniques, and approaches, both technically and creatively, to enable you to become a more competent, confident, and expressive photographer. For more information and to register, visit [Colleen Miniuk Photography & Writing](#).

---

## Mary Louise Revese

Mary Louise offers online and in-person workshops. Information on her workshops can be found at [Bella Vista Photography](#). Use Promo Code NVPS for a discount on workshops. Discounts vary by workshop and discounts are in addition to early-bird pricing.

---

## Blake Rudis

Blake is a self-published author and has worked as an independent photo educator for many software companies. Throughout his teaching efforts at [f.64 Academy](#) Blake has helped hundreds of thousands of photographers excel in their post-processing endeavors. He hosts Photoshop Tips, Courses, monthly critiques, and live events on his [f.64 Elite monthly membership website](#).

---

## Jeffrey Gabriel Silva

Jeffrey Gabriel Silva is an award-winning photographer and filmmaker based in Chicago, IL, who offers in-person and online courses for all levels of students. For more details visit [Jeffrey Gabriel Silva Photography](#).

---

## Jennifer King

A world-renowned and award-winning educator, nature, and fine art photographer, [Jennifer King](#) leads workshops around the world. You can find her current list of workshops and educational opportunities at [Jennifer King Workshops](#)

---

## Jim Zuckerman

Jim is an award-winning photographer, published author, and educator. He offers books and online classes and leads small-group photography workshops and tours in the US and around the world. His website is [Jim Zuckerman Photography](#) and you can find out the latest information on his tours at [Jim Zuckerman Photo Tours](#).

---

## Cat Simmons

Cat Simmons is a studio portrait and conceptual artist who loves to nurture artists towards their own growth and personal goals. She tutors, mentors, and teaches on a variety of topics both in-person and on-line. For current learning opportunities, visit her website [Cat Mac Studios](#).

---





# Photographic Society of America

NVPS is a member of the Photographic Society of America (PSA), a worldwide organization whose mission is:

- ▶ To promote the art and science of photography as a means of communication, image appreciation, and cultural exchange
- ▶ Provide education, information, inspiration, and opportunity to all persons interested in photography
- ▶ Foster personal growth and expression, creativity, excellence, and ethical conduct in all aspects of photographic endeavor

Activities for Members of PSA include:

- ▶ Educational opportunities include Online Courses, Webinars, Mentors, Consultants, and Study Groups
- ▶ A Monthly Journal, online or print copy
- ▶ Six Divisions specializing in distinct photographic areas
- ▶ Quarterly Division Newsletters
- ▶ Competitions for members and club members
- ▶ Opportunities for members to volunteer

More information about membership and activities of PSA may be found at the [Photographic Society of America website](https://www.psa.org).

## NVPS Elected Board Members 2023–2024



Ginger Werz-Petricka  
President



Gary Perlow  
VP Programs



Frank Napoli  
VP Operations



Wayne Guenther  
CO-VP Competition



Jim Sinsheimer  
CO-VP Competition



Tom Brett  
Treasurer



Colena Turner  
Secretary/Historian