

JANUARY 2023

VOL. 58, NO. 5

58 YEARS

FOTOFAX

NEWSLETTER
OF THE
NORTHERN
VIRGINIA
PHOTOGRAPHIC
SOCIETY

“Explosion”

by
Ilenia Alvarez



FOTOFax is the newsletter
of the

**NORTHERN VIRGINIA
PHOTOGRAPHIC SOCIETY**
NVPS

FotoFax is published monthly
September through June.

FotoFax issues, past and
present, can be found at:
[FotoFax](#).

All content within FotoFax
is ©NVPS and may not be
used without express written
permission from NVPS.

NVPS members wishing to
author articles, provide content,
announce awards they have
received, or communicate
shows in which they have
images should write to
the email for **"Editors"** on
[Board Contacts](#).

EDITOR/DESIGNER
Judy Guenther

ASSISTANT EDITOR
John Nash

NEW FORMAT DESIGN
Robin Weisz

© 2023 Northern Virginia
Photographic Society



CONTENTS

President's Message	3
From the Editor	4
NVPS Club Calendar	5
NVPS PROGRAMS	6
January 3, 2023 Colleen Miniuk—Finding Your Creative Voice	6
NVPS COMPETITIONS	8
January 17, 2023 Denise Silva—Theme: Night Street Photography	8
December 20, 2022 Competition Results	9
EDUCATION & TRAINING	15
January 10, 2023 Stan Bysse and Judy Guenther—Anonymous Critique	15
January 31, 2023 In-Person Meeting—Bring Your Camera and Prints Night	16
MEMBER'S GALLERY	17
January 24, 2023 Print: Eva Lanyi— Flora and Fauna: Four Seasons in the DC Area	17
January 24, 2023 Virtual: Bill Corbett—Egypt, Jordan, and the Valleys of the Vendors	19
MEMBER'S FORUM	21
January 24, 2023 Kimxuan Nguyen—In Search of Hummingbirds from Peru	21
GUEST ARTICLE	23
David Kravitz—Free Online Photography Education	23
FIELD TRIPS	26
January 21, 2023: Old Post Office (rain date January 22)	26
EXTRAS	28
Member Recognition	28
Outside Competitions	30
Workshop Offerings	30

MESSAGE FROM THE **PRESIDENT**



Kirk Johnson

“To me, photography is an art of observation. It’s about finding something interesting in an ordinary place. I’ve found it has little to do with the things you see and everything to do with the way you see them.”

Elliott Erwitt

French-born American Photographer

Happy New Year! It’s hard to believe we’re nearly halfway through the club year. I think you’ll all agree that we have witnessed some amazing presentations, training and education, field trips, and “eye popping” photographs by club members since September.

With the holidays behind us, the opportunities to get outside to photograph winter scenes (let’s pray for snow), wintery landscapes, and people involved in winter activities, are almost endless. And if we don’t experience “SNOWMAGEDDON” as in 2016, you might have to travel down the road a few hours to see the white fluffy stuff.

January will be a busy month for sure. On the 3rd we welcome outdoor photographer/author Colleen Miniuk, Chandler, AZ, who will present “Finding Your Creative Voice,” explaining her transformation from taking “pretty” pictures to becoming a visual artist.

Education & Training has arranged an Anonymous Critique with Stan Bysse and Judy Guenther January 10. This will be your opportunity to submit up to three images for critique by Stan and Judy. January has a 5th Tuesday which will be our second in-person meeting at the firehouse for a “Bring your Camera and Prints” event where there will be activity stations, prints, and paper.

World-renowned photographer and author Denise Silva returns on January 17 to judge our second themed competition, “Night Street Photography.” If you have questions or need guidance, please see the NVPS [Rules of Competition](#).

The January 21 field trip is a visit to the Old Post Office and Clock Tower in downtown DC. To learn more about these programs and events visit the [NVPS Events Calendar](#) on our website.

For Member’s Gallery on January 24, Eva Lanyi will present “Flora and Fauna: Four Seasons in the DC Area,” and Bill Corbett will share “Egypt, Jordan, and the Valley of the Vendors.” The evening will conclude with a Member’s Forum presentation by Kimxuan Nguyen titled “In Search of Hummingbirds from Peru.”

Finally, I’d like to thank the advisors and board members for their hard work and support this year. And I want to thank club members for their faith in me as president. Your kindness and friendship over the more than 10 years I’ve been in NVPS have been touching.

Here’s to a successful 2023 and please know how proud I am of you all as fellow photographers, friends, and human beings! See you on Tuesday night and keep those shutters clicking!

Kirk Johnson

President

2022–2023

MESSAGE FROM THE EDITOR



Judy Guenther

Have you had a chance to look through our new FotoFax layout on a large screen yet? I think you'll be impressed with how great the images and articles appear when you aren't limited to a cell phone or tablet.

John Nash, the assistant editor, and I want you to get as much information and enjoyment possible with each month's issue of FotoFax. NVPS has had a great wealth of talented speakers and presenters each month, along with stunning images. I hope you are eager to see what is coming up in the month ahead when the new FotoFax arrives in your inbox.

The [NVPS FotoFax Archives](#) contain all of the FotoFax issues from the last 20 years and are a treasure trove of information. If you haven't had a chance to read the guest articles from our current club year's issues, I encourage you to refer back to them. Take a look at the FotoFax index and click on Guest Article. It will take you right to the information. These are the various topics that have been covered so far this club year:

- ▶ Entering Juried Shows and Competitions (September, 2022)
- ▶ A continuing series of three articles on Photoshop 101: Layers and Masks (October–December, 2022)
- ▶ Free Online Photography Education (in this January, 2023 edition)

These articles are great archived reference tools and aids. There are tons of useful hyperlinks that will help you navigate to web sites, articles, and videos. The Photoshop 101 series has screen captures and step-by-step instructions about working with layers and masks. This month's article is comprehensive and chock full of recommendations for furthering your education in photography.

I am still looking for a few more guest articles for upcoming editions if you'd like to volunteer.

Wishing you a happy, healthy, and artistic 2023!

Judy Guenther
FotoFax Editor
2022–2023

CLUB CALENDAR

NVPS conducts meetings every Tuesday evening September–May. Meetings are virtual, and zoom links are sent out the day of the meeting. Information regarding in-person meetings will be shared as well. The NVPS meetings and events for the next three months are listed below. Please check the NVPS calendar on the website for up-to-date information at [CALENDAR](#).

JANUARY

Tuesday	3	PROGRAM: Colleen Miniuk—Finding Your Creative Voice
Tuesday	10	EDUCATION & TRAINING: Anonymous Critique with Stan Bysse and Judy Guenther
Tuesday	17	COMPETITION: Denise Silva—Theme: Night Street Photography
Saturday	21	FIELD TRIP: Old Post Office (rain date January 22)
Tuesday	24	MEMBER'S GALLERY: Print: Eva Lanyi— Flora and Fauna: Four Seasons in the DC Area MEMBER'S GALLERY: Virtual: Bill Corbett—Egypt, Jordan, and the Valleys of the Vendors MEMBER'S FORUM: Kimxuan Nguyen—In Search of Hummingbirds from Peru
Tuesday	31	EDUCATION & TRAINING (IN PERSON): Bring Your Camera and Prints Night

FEBRUARY

Tuesday	7	PROGRAM: Brian Zwit—Storytelling, Videomaking, and Photography
Tuesday	14	EDUCATION & TRAINING: Interim Portfolio Project Review—Group 1
Saturday	20	FIELD TRIP: Library of Congress
Tuesday	21	COMPETITION: Jennifer King—Theme: None, Open
Tuesday	28	MEMBER'S GALLERY: Print: Nancy Dubiell and Bill Vanderpool—Africa MEMBER'S GALLERY: Virtual: Clark Barker—Italy's Adriatic Coastal Towns MEMBER'S FORUM: Kathryn Mohrman—Tribal Angola

MARCH

Tuesday	7	PROGRAM: David Shaw—TBA
Tuesday	14	EDUCATION & TRAINING: Interim Portfolio Project Review—Group 2
Saturday	12	FIELD TRIP: TBA
Tuesday	21	COMPETITION: Rose O'Donnell—Theme: Creative Altered Reality
Tuesday	28	MEMBER'S GALLERY: Print: Alan Goldstein—USA by RV MEMBER'S GALLERY: Virtual: Tana Ebbolle—TBA MEMBER'S FORUM: Mike Whalen—Pacific Northwest

JANUARY 3

Colleen Miniuk

Finding Your Creative Voice

Colleen Miniuk is a corporate-America-escapee turned full-time outdoor photographer, writer, publisher, instructor, and speaker from Chandler, Arizona. Her credits include National Geographic calendars, Arizona Highways, AAA Via, National Parks Traveler, On Landscape, and a variety of other publications. After serving three times as an Artist-in-Residence with Acadia National Park, she authored the award-winning guidebook, *Photographing Acadia National Park: The Essential Guide to When, Where, and How*. She is also the author of *Wild in Arizona: Photographing Arizona's Wildflowers*, *Seeing the Light in Outdoor Photography*, and *The Current Flows: Water in the Arid West*. She writes an online photography advice column called "Dear Bubbles" and leads photography workshops, women's photography retreats (called "Sheography®"), and online sessions for camera clubs, outdoor organizations, and private clients. Learn more at her website at [Colleen Miniuk Photography](http://ColleenMiniukPhotography.com).



Colleen Miniuk



by Colleen Miniuk

(Programs continued)

Colleen’s presentation is titled “Finding Your Creative Voice.” Are you bored with your photography? Or maybe you don’t feel like a creative person? Get a creative jolt from outdoor photographer/ author Colleen Miniuk as she shares the story of how she transformed from a photographer who liked to take “pretty” pictures into a visual artist who now seeks to make personally meaningful visual expressions from her life experiences. Using her insights from her three artist-in-residencies and 450+ days in Acadia National Park, she’ll share how you can feed the Wallas model of creativity, tap into conceptual blending, and “steal like an artist” to collect new ideas and connect with the landscape in fresh ways. Learn how to rely less on your external surroundings to provide the creative juice and how to confidently bring your own voice to every subject and scene, no matter where your camera takes you.

Colleen’s goal is to help others feel brave enough to express themselves in their most authentic way possible while exploring the great outdoors.



by Colleen Miniuk



by Colleen Miniuk

JANUARY 17

Denise Silva

Theme—Night Street Photography

Denise's interest in photography started when her grandmother would share images from her travels to Egypt and Africa for safari. Watching the slideshows in the evenings set the seed for photography. Thirty-five years later those seeds took root and inspired Denise to embrace photography and more specifically, travel photography, and Road Runner Photography Tours was born.

Denise has been recognized as one of the [Top 200 Women Photographers Who Inspire](#) by Nature Photo Guides, has had multiple articles published in Extraordinary Vision (EV) Magazine, and is a featured artist in [Breakthrough Photography's Guide to Night Sky Photography](#).

Her passion is to share her knowledge of photography, while introducing people to the amazing landscapes, wildlife, and people all over the world.

She has contributed multiple articles to the Fujifilm X/GFX USA website and has been interviewed by Peggy Farren, of Understanding Photography, on [Overcoming the Challenges of Street Photography](#).

Denise's recognitions include having three images published in Black & White Magazine's 2021 Smartphone issue and a feature in the 2021 edition of Lenswork's "Our Magnificent Planet."

She received an award in the "Alternative Digital Processes" category, Black & White Magazine, "Looking Forward—Looking Backward" 2022.

Denise embraces the idea that every day above ground is a good one so get out and enjoy! She invites you to join her and her team at [Road Runner Photography Tours](#) for your next adventure.



Denise Silva

COMPETITION RESULTS

December 20, 2022

THEME: **None**

Many thanks to our December Judge, Greg Holden, for his expertise in judging this month's "open" competition. Congratulations to the award winners. You can view all of the winning images on the NVPS website at [December 2022 Competition Winning Images](#).

NOVICE COLOR



1ST PLACE
Terri Lannigan, "Antelope Canyon"



3RD PLACE
Gitta Smith, "Golden Years"



2ND PLACE
Elizabeth Mulcahy,
"Get Off My Branch"



HONORABLE MENTIONS:

Susan Blalock, "Guarding His Snack"



1ST PLACE
Elizabeth Mulcahy, “Dahlia In Black and White”

2ND PLACE
Gregory Smith, “Visage”



3RD PLACE
Nancy Galib, “The Dunes”

HONORABLE MENTIONS:

None

INTERMEDIATE COLOR



1ST PLACE
Ilenia Alvarez, "Soft Love"

2ND PLACE
Joan Barker, "Blowing In The Wind"



3RD PLACE
Jennifer Nguyen, "Wave And Rock At Boulder Beach"

HONORABLE MENTIONS:

Jim Dacey, "Feather"

John Olsen, "NYC View From Above"




1ST PLACE

Dang Nguyen, "Brookly Bridge Park View"

2ND PLACE

Jim Dacey, "Dinghy"



3RD PLACE

Thu Huynh, "With Daddy
On Father's Day"

HONORABLE MENTIONS:

Fred Krebs, "Cactus At Night"

Jennifer Nguyen, "Barber Cell At Eastern
State Penitentiary"



1ST PLACE
Jim McDermott, "Fishing Lesson"

2ND PLACE
Jerri McDermott, "Maui Dreaming"



3RD PLACE
Valerie Short, "Curious"

HONORABLE MENTIONS:

- Bill Corbett, "Catfish!"
- Catherine Wang, "Dumbo"
- Mike Whalen, "How Sweet It Is"
- Stan Byshe, "A Kiss Is But A Kiss"
- Tim Brown, "The Winds of Hades"



1ST PLACE
Don Little, "Alpha Male"

2ND PLACE
Thien Nguyen, "Looking Up"



3RD PLACE
Catherine Wang, "The Curves"

HONORABLE MENTIONS:

Alan Goldstein, "Rushmore Veranda"

Ed Short, "Lite Hearted"

Jim McDermott, "Heron In Flight"

Jim Sinsheimer, "Illumination"

Stan Bysse, "Bath Time"

JANUARY 10

Stan Bysshe and Judy Guenther

Anonymous Critique



Stan Bysshe



Judy Guenther

Stan's photographic journey started in the 1960s with a hand-me-down Nikkormat. But because of his love for scuba diving and marine tropical reef ecology, his equipment and images became dedicated to underwater nature. By 2010 it was time to hang up the scuba gear. When he joined NVPS, Stan was exposed to a whole new world of land-based photography. Still, nature remained a driving force behind his images. Since joining the club, Stan has "volunteered" for Field Trips (twice), Competitions, Mentoring, and is a past president. This will be his third Anonymous Critique. For the past several years he has helped lead photo tours in Washington State, Alaska, Yellowstone National Park, New Mexico, and Florida.

Judy Guenther enjoys capturing scenes from her world travels in a variety of styles from storytelling to discovering small details in ordinary scenes. Capturing the beauty and art in nature and the people of the world is a special joy for her. Judy also loves photographing details and abstracts in architecture. She has won several awards, most recently the grand prize in the Washington Post's 2022 Travel Photography Contest. Besides NVPS which she joined in 2015, Judy is a member of the Art League Gallery of Alexandria, the Maryland Federation of Art in Annapolis, and the F11 Women's Photography Collective. She has been the editor of the NVPS newsletter *FotoFax* since 2021.

Like most NVPS members, Stan and Judy have entered countless photo competitions and have had numerous favorite images shot down by judges. It is important to pay attention to detail when taking a photo and processing it. But it is also important to remember the reason why you took the photo, what was it that caught your eye, and did you convey that vision to the viewer.

The NVPS Anonymous Critique is a great opportunity to get feedback on your images. The process is truly anonymous, so you have nothing to lose. Examples of the kinds of images you might want to submit for critique include:

- ▶ Images you think are keepers but may need a little help
- ▶ Experiments with new processing techniques
- ▶ Images you are considering for competition

The sole purpose of the anonymous critique is to help you grow as a photographer. You will not be identified unless you identify yourself by making comments or asking questions about your images during the Zoom session.


JANUARY 31

5th Tuesday In-Person Meeting

Bring Your Camera and Prints Night

For this second face-to-face meeting of the year, you will be able to try your hand at creating images at different activity stations. You will also be able to learn more about printing and paper types, and share and compare printing techniques with fellow members.

Please bring your camera, or prints, or both! We will have Q&A assistance available relative to cameras, printing, and your images.



JANUARY 24—PRINT

Eva Lanyi

Flora and Fauna—Four Seasons in the DC Area

Eva has been interested in photography since childhood and still has her first camera, a Kodak Brownie Starmatic. She dabbled in film photography for many years until about 10 years ago when she got serious with her first digital camera. Now she spends much of her spare time enjoying photography and improving her skills. You can view more of her images at her [website](#).

For the past year or so, Eva stayed close to home for her photography adventures. Exploring local gardens and natural areas for plants and animals to photograph was incredibly rewarding. She was able to capture nature in all four seasons and experience the changes it undergoes with the passage of time. Starting and ending with spring, her slideshow will take you on the journey with her.



Eva Lanyi



Eva Lanyi—"Pollen Popping"



Eva Lanyi—"Ducks: I See You"

Eva was able to capture all four seasons in local gardens in the DC area during its seasonal changes.



Eva Lanyi—"Autumn Arbor"



Eva Lanyi—"Adrift"

JANUARY 24—DIGITAL

Bill Corbett

Egypt, Jordan, and the Valleys of the Vendors

A photojournalist in college, Bill Corbett returned to photography fifteen or so years ago with the advent of digital tools. He enjoys nature and travel photography the most. He has been a member of NVPS since 2011 and is a past president of Mid-Atlantic Photo Visions (formerly Nature Visions).

Bill and his wife Judy moved to Aldie in Loudoun County in 2017 after 23 years in McLean where they raised their three kids. He served for two decades as a US diplomat and trade negotiator.

This fall Bill and Judy Corbett joined a group tour to see the



Bill and Judy Corbett



Bill Corbett—"Friendly Guide—Really"



Bill Corbett—"Prayer Time"



Bill Corbett—"Scarf Seller"

pyramids in Egypt, Petra in Jordan, and many other antiquities in between. Along the way, Bill took the opportunity to photograph not only the iconic sites, but also the people at work in those places. Bill often shot surreptitiously and silently, using a wide angle lens, the camera upside down at hip level, and set for a high frame rate. The denizens of the "valleys of the vendors" were his favorite subjects.

Bill's favorite subjects were the denizens of the "valleys of the vendors."



Bill Corbett—"Divine Salesmanship"

JANUARY 24

Kimxuan Nguyen

In Search of Hummingbirds from Peru

Kimxuan Nguyen studied photography in college when the photography world was still using film and a darkroom to process photos. Fast-forward, Kimxuan joined the Northern Virginia Photographic Society (NVPS) in 2019. She has received several monthly competition awards as well as end-of-year awards. Her awards include Advanced Color Print of the Year, Advanced Color Digital Image of the Year (twice), Photographer of the Year, Photographer of the Year–Versatile Advanced, and the Ollie Fife Award.

Currently, Kimxuan is Lead Instructor for the Advanced Level class and Assistant to the President of the Vietnamese Photographic Society (VNPS). She wrote and contributed photography lessons, as well as lessons on portfolio projects. She also served as part of the judging panels for VNPS. In addition, Kimxuan has received the Portfolio Project of the Year and Honorable Excellent Service awards from the society.

Kimxuan likes to travel within the United States as well as abroad to capture mostly landscapes and wildlife images.



Kimxuan Nguyen



by Kimxuan Nguyen



by Kimxuan Nguyen



by Kimxuan Nguyen

Kimxuan traveled to Peru to photograph birds with her fellow photographers for twelve days in February of 2022. While there were about 400 species of birds to photograph in Peru, for this presentation Kimxuan will only concentrate on the hummingbirds that she was able to photograph. Some of them were the most sought-after birds in the world, including the most spectacular of all hummingbirds, the Marvelous Spatuletail.

Kim loves to travel the world photographing landscapes and wildlife.

David Kravitz

Free Online Photography Education

Since picking up my first digital camera in Fall 2018, I have tried to educate myself by taking college courses (free at Virginia universities to Virginia residents aged 60+), reading photography books, attending NVPS meetings, and taking advantage of online resources. A major problem with relying on the internet for education is that potential resources are essentially infinite. My purpose in writing this article is to share with you some online resources that I've found particularly helpful and think they will contribute to your education and save you some time.

LinkedIn Learning

I'll begin with the most important resource I've found—LinkedIn Learning previously known as Lynda.com. LinkedIn Learning is an online educational platform that contains thousands of courses on many topics, and photography is well represented. You can access it through your county library, typically in the Research or Databases tab. I checked the DC and local Virginia and Maryland county libraries and it is available in all except Fauquier County. (Individual subscriptions to this program are \$19.99/month with an annual subscription, so accessing it through your library is a great deal.)

Once logged into LinkedIn Learning, begin with the search bar (and "Photograph" has 18,398 hits). You can then filter by type (learning path, course, video, audio), time to complete, level (beginner, intermediate, advanced), continuing

education units, subjects and topics, software, and other factors. If you find a course that looks interesting you can easily save it. For organizational purposes, you can place your saved selections in collections that match your interests or learning goals. LinkedIn retains your learning history so that you can return to courses you completed even if you remove them from your collections.

A straightforward way to identify a relevant set of courses is to filter your search by "Learning Path." For example a search on "photography" results in 14 learning paths such as "Become a photographer" and "Become a portrait photographer." There are courses on any photography-related topic you can imagine. There are courses on types of cameras (e.g., mirrorless) and specific camera brands (e.g., Nikon). Many beginner and intermediate courses deal with the basics of photography. I can recommend the series of "Photography Foundations" by Ben Long. There are courses on specific genres such as landscape, nature, street, portrait, family, documentary, and so on. For photographers interested in building a business, a search on "Business of Photography" reveals 174 courses. Photographers seeking motivation or new directions may enjoy the 5-day photo challenge courses on composition (Ben Long), landscapes



David Kravitz

(Guest Article continued)

(Justin Reznick), street photography (Steve Simon), and portraiture (Chris Orwig). A few courses are ongoing with the author adding new videos every week or so. One such course I follow is Ben Long's "The Practicing Photographer." He currently has 35 courses on LinkedIn Learning, and I've liked all that I've completed. Other instructors I've especially enjoyed are Richard Harrington, Julieanne Kost, Chris Orwig, Steve Simon, and Paul Taggart, but this is by no means a complete list of excellent educators.

In addition to photography narrowly construed, other courses cover software such as Photoshop (225 courses) and Lightroom (52 hits). There are also courses on related topics, such as graphic design (2,552 hits include 379 courses). In short, LinkedIn Learning is a marvelous source of free education on every aspect of photography and I highly recommend it.

Software and Hardware Companies

For those who use Adobe products, a wealth of information is available from Adobe. A good starting point for Photoshop is their [tutorials](#). The corresponding location for Lightroom is their [tutorials](#). You can also obtain context-based help by clicking on the HELP button while working in either program. I assume other major software companies have their own tutorials, but I can't speak from experience. In addition, all major camera companies have their own learning centers that can be accessed from their websites.

Some Experts on YouTube

There are numerous photography-related channels on YouTube. Below are a few that I have found to be extremely good. Most focus on Lightroom and Photoshop due to my personal needs. You will note that each educator also has his/her own separate website.

Julieanne Kost is ubiquitous. Her official title is "Principal Digital Imaging Evangelist, Adobe

Photoshop and Lightroom." In addition to her many contributions to the Adobe learning platform, she has a [YouTube channel](#), a [blog](#), and, as mentioned above, she has authored some tutorials on LinkedIn Learning. As you'd expect from her title, she focuses on Adobe Lightroom and Photoshop.

Aaron Nace's YouTube channel is named [PHLEARN](#), and he has an independent [website](#) where he focuses on Lightroom and Photoshop. In addition to his free tutorials he has a set of "Pro" tutorials that are available for \$8.50/month. For an excellent introduction to Photoshop I can recommend his free series "Welcome to 30 days of Photoshop," although it is slightly dated.

Jésus Ramirez's YouTube channel is called the [Photoshop Training Channel](#). It will come as no surprise that he focuses on Photoshop. He also has a separate [website](#). His level of detail can be overwhelming but you will undoubtedly learn things you never knew before.

Ben Willmore's channel is called [Digital Mastery](#). For the past year, all his videos have fit into two playlists—Lightroom and Photoshop. He has additional training videos with accompanying PDF guides available through an annual fee subscription website [Masters Academy](#).

Blake Rudis is another great Photoshop master and educator on a variety of topics like creative vision, mastering Photoshop basics, color grading, color theory, and more. His YouTube channel is called [F64 Academy](#). He also has a [website](#) and a subscription service to [F64 Elite](#) where he provides monthly critiques (24 different images each month), more advanced Photoshop tips, and a wealth of courses.

Finally, [Anthony Morganti](#) provides training on many types of software in addition to Adobe (e.g., ON1, Nik, Luminar, and Topaz).

Other Online Sources

In addition to the YouTube channels, other

(Guest Article continued)

organizations have strong online presences. I describe several below in rough order of my sense of the quality and extent of their offerings.

[Cambridge in Colour](#) bills itself as “a learning community for photographers” and lives up to the claim. For educational purposes, their major tabs are “Tools” and “Tutorials.” Most of the photography tools to which they link include embedded calculators so the viewer can see the focal issue in action (e.g., effects of aperture on depth of field). The tutorials cover five categories of topics: Concepts & Terminology, Using Camera Equipment, Editing & Post-Processing, Color Management & Printing, and Photo Techniques and Styles. Their information about color management is so good that the instructors of college courses I’ve taken have assigned them. Cambridge in Colour is an impressive source of helpful information.

[Photography Life](#) provides reviews (cameras, lenses, other gear), informative articles, and a forum where readers can pose questions. The informative articles are grouped into reasonable sets relating to equipment, photography, and post-processing. They also have free tutorials for specific types of photography (landscape, wildlife, portraiture) and post-processing.

Another online source of general information about photography is the [Digital Photography School](#) (DPS). DPS offers free articles on gear, photo tips, and post-processing. They also sell courses and eBooks.

Although [PetaPixel](#) focuses on equipment reviews and buying guides, it also publishes articles on photography. In addition to the usual information on equipment, taking photographs, and post-processing, they have articles on less-common topics such as lighting, science and technology, history, legal issues, and business.

[Nature TTL](#), as one might expect, focuses on nature photography. They offer tutorials on

photographing and post-production and articles about equipment. The downside is the presence of numerous ads that pop up around the edges of the screen unless you buy a paid membership at about \$30/year, given current currency rates (British pound to US dollar).

Organizations for More “Serious” Academically Oriented Photographers

[Aperture](#) publishes a quarterly magazine and photobooks, organizes exhibitions, and sponsors education and competitions. Recorded conversations with artists are available on its YouTube site.

The mission of [Lens Culture](#) is to find and share great contemporary photography. They publish a magazine, provide several photography guides, sponsor exhibitions and competitions, and provide reviews to competitors.

Curated Collections of Photographs

Studying excellent images by master photographers can also contribute to learning photography. With that in mind, here are a few websites you might appreciate

- ▶ [Library of Congress](#) prints & photographs online catalog
- ▶ [Columbia College Museum](#) of Contemporary Photography
- ▶ [AP Photography](#) (current work)
- ▶ [Magnum Photos](#)

Closing Thoughts

This is by no means a comprehensive review of online sources of information about photography, but rather is a relatively concise list of excellent resources. I have ignored other domains of information that might also be worthy of consideration such as podcasts. If I have neglected your favorite source of photography education, I’d be happy to learn of it.

January 21, 2023 (rain date January 22)

Old Post Office and Clock Tower

9:00 a.m. to 12:00 noon

In January, our club will visit the sites around the Old Post Office and Clock Tower. This is a wonderful winter destination for urban landscape, architecture, and street photography.

We'll begin our tour by gathering along 12th Street NW in front of the Woodrow Wilson Plaza where some photographers may find their first shots of the morning. Following our usual meet and greet, we'll move indoors to escape the cold January morning. We'll enter the Old Post Office using the public entrance on 12th St. A hallway outlining the history of the building will lead us to an elevator that will take us to the top floor of the main building with a view of the renovated hotel atrium. The exhibit continues to the clock tower elevator where we'll go up to witness the views from on top of the third tallest building in Washington.

When we're done peeping at rooftops and the outdoor temperatures have warmed up, we'll return to the street for some external shots including views of the Capitol down Pennsylvania Ave. We'll also go on the hunt as we wander our way around the Woodrow Wilson Plaza picking out the nooks and crannies created by all the in-and-out paths.

Depending on the outcome from our meet and greet discussions, we may decide to visit one of the nearby restaurants for lunch. There is also an indoor food court in the Reagan building.



Photographer Unknown



National Park Service

Equipment:

- ▶ Standard and wide-angle lenses will work well for those who want to focus on architecture and street photography. Consider a longer lens if you want to pick out some city landscape details. You may want to bring a wide angle, too.
- ▶ Tripods are welcome though it may be a little tight inside the clock tower.
- ▶ It's January so dress accordingly for outdoor exploring. Sidewalks may be icy in the morning as the low sun will likely be blocked by buildings.

When:

- ▶ Saturday, January 21, 2023, from 9:00 a.m. to 12:00 noon
- ▶ Rain date on Sunday, January 22, 2023, from 9:00 a.m. to 12:00 noon

Where:

- ▶ We'll meet near the elevator access to Federal Triangle metro along 12th Str. NW.

Directions:

- ▶ The Old Post Office and Clock Tower (aka Waldorf Astoria) is located at 1100 Pennsylvania Ave., NW, Washington, DC.
- ▶ The metro has a blue/orange/silver line station located directly across the street from the Old Post Office and is strongly recommended.

Parking and Tickets:

- ▶ You'll find multiple parking lots off of 1th St., 12th St, and E St. one block North. These lots can be considered pricey at \$12+.
- ▶ The Old Post Office Pavilion and Clock Tower are free to visit and do not require tickets.

Covid Precautions:

- ▶ This event has a mix of indoor and outdoor photo opportunities. We anticipate the risk will be relatively low.

We hope you can join us!

Rena Schild and Steven Glintz

Field Trip Coordinators 2022–2023

Images from the last Field Trip to the Old Post Office may be viewed at [2008 Field Trip](#).

Images from the most recent Field Trip may be viewed at [Meadowlark Walk of Lights](#).

Member Recognition

NVPS members have been busy creating photographic images, submitting them to shows, and getting accepted. Congratulations!

Four NVPS members were juried into [The Art League's December "Petites"](#) show. **Suzy McIntire** received **Best in Show** for her image "Because Mom Said So." The other juried members were **Wayne Guenther**, **Judy Guenther**, and **Tana Ebbole**. In addition, **Georgette Grossman** was juried into [The Art League's December "Open"](#) show.



Suzy McIntire—"Because Mom Said So"
Best in Show

Rena Schild's "Tunnel Vision" won **Third Prize** in the "Reflections" category of the Maryland Photography Alliance's [6th Annual Photo Competition](#). **Debra Mastronardi** received **Honorable Mentions** for her two photos titled "Flying" and "Pemaquid Lighthouse" in this same juried show.



Rena Schild—"Tunnel Vision"



Debra Mastronardi—"Flying"



Debra Mastronardi—"Pemaquid Lighthouse"





Wayne Guenther received an **Honorable Mention** for his image “**Reflection of Reflection**” in the [Maryland Federation of Art’s “Small Wonders”](#) show. Wayne also had his image “**Warped**” selected for the show. **Judy Guenther’s** image “**Sunset Dubai**” was also selected for this show.



Wayne Guenther—“Reflection of Reflection”



Debra Mastronardi—“Up into the World”

Debra Mastronardi was juried into the [Black Box Gallery’s](#) December “**Composition: Photography Now**” online show with her image titled “**Up into the World.**”

Robin Weisz was accepted into this same show with her image “**Portland Head Lighthouse.**”




Robin Weisz—“Portland Head Lighthouse”



Lynn Cates—“At Peace in the Cyprus Grove”

Lynn Cates and Jim Simsheimer were both selected by [LensWork](#) for publication in “**Trilogies 2022,**” a collection of three images fitting a theme. Lynn’s theme is “**At Peace in the Cyprus Grove.**” Jim’s theme is “**Reflecting on Chicago.**”



Jim Simsheimer—“Reflecting on Chicago”

Member Announcement

Bob Friedman's solo show exhibit titled “**Views of the Capitol**” is currently on display at the Beanetics Coffee Roasters (7028 Columbia Pike, Annandale, VA) through January 17, 2023.

If you have won any prizes for your photographs displayed in any gallery show, please send us a notification to the address shown for “Editors” at [Board Contacts](#) so that we can include your honor in our next issue and on the web page. Size the photos for competition (1400 px max width, 1050 px max height, @ 127 px dpi) and include any information regarding the show/award/website, etc.

Outside Competitions

Joseph Miller Abstract Show—The Joseph Miller Center for the Photographic Arts once again takes enormous pride in announcing its thirteenth annual juried abstract exhibit for May 2023. All interested photographers are invited to submit entries for this much anticipated spring event. In May 2020, because of restrictions imposed by the Covid pandemic, this exhibit was held virtually and has continued as a virtual event. The May 2023 exhibit will also be virtual due to ongoing renovations to the Center.

The Joseph Miller Center began accepting entries for the upcoming thirteenth annual exhibit on Monday, December 26, 2022. The deadline for submissions will be Saturday, February 25, 2023. A detailed prospectus is available on the [Northern Virginia Alliance of Camera Clubs website](#).

Smarter Entry—The website Smarter Entry is a valuable source of information for upcoming juried competitions with physical and virtual galleries all over the country. You can subscribe to their monthly newsletter which lists current openings.

CaFÉ—This website has an ongoing call for entries at [Call for Entry](#). You can sort your search for open opportunities many different ways.

Workshop Offerings

NVPS offers speakers and competition judges the opportunity to have notices about up-coming tours and workshops in FotoFax for two years after the date of their NVPS program.

Max Waugh

Max Waugh is an award-winning wildlife, travel, and sports photographer who leads workshops and tours both domestically and abroad. Upcoming tours include Brazil, Yellowstone, Costa Rica, Patagonia, Alaska, Zambia, and more. His web site is [Max Waugh Photography](#).

Lori Lankford

Lori Lankford offers in-person, online garden photography and creative digital art workshops. For information on her latest workshops and class offerings please visit her website [Lori Lankford Photography](#).

Nikhil Bahl

Nikhil Bahl has been our End-of-Year judge as well as a frequent Program Speaker. He offers a variety of workshops and coaching events. For more details with his latest workshop updates, visit [Nikhil Bahl Photography](#).

Roy Sewall

Roy Sewall has been a frequent speaker and judge. He was our May, 2022 judge. Roy offers both private and group instruction to novice and intermediate photographers, and in 2014 became an instructor for the Capital Photography Center. Find out more at [Roy Sewall Photography](#).

Mollie Issacs

Mollie offers a variety of workshops and webinars for all levels of photographers. To learn more about her programs, please visit her website at [Awake the Light Photo Workshops](#). Make certain to also sign up for her newsletter, which is full of insightful tips.

Colleen Miniuk

Take your photography skills, passion for the outdoors, and love for adventure to the next level! Combining Colleen's enthusiasm for learning and helping others - and life itself! - her educational and inspirational photography workshops give photographers of all levels a supportive environment to explore their craft and their own creative talents in awe-inspiring surroundings. Colleen will help you develop your internal artist by fine-tuning your skills, techniques, and approaches, both technically and creatively, to enable you to become a more competent, confident, and expressive photographer. For more information and to register, visit [Colleen Miniuk Photography & Writing](#).

Mary Louise Revese

Mary Louise offers online and in person workshops. Information on her workshops can be found at [Bella Vista Photography](#). Use Promo Code NVPS for a discount on workshops. Discounts vary by workshop and discounts are in addition to early-bird pricing.

Robert Fawcett

Robert Fawcett offers a variety of workshops for small groups to include night skies, macro flower, and long-exposure photography. You can reach Robert at rwf93@verizon.com, [Fawcett Photography Adventures](#) and at [Robert Fawcett Photography](#).

Michael Koren

Michael Koren offers personal instruction and teaches several classes at Capital Photography Center including Smartphone, Street, and Composition. Visit Michael's website to learn more at [Michael Koren Photography](#).

E. David Luria

A member of the Society of Photographic Education, E. David Luria is founder and director of the Washington Photo Safari, through which he and his team of eleven professional photographers have trained over 32,000 clients on 4,700 photo safaris since 1999 in the techniques of travel and architectural photography. Washington Photo Safari is offering more than 25 technical skills initiatives this year. For more information on their various offerings, check their web site at Washington Photo Safari.
