

DECEMBER 2022

VOL. 58, NO. 4

58 YEARS

FOTOFAX

NEWSLETTER
OF THE
NORTHERN
VIRGINIA
PHOTOGRAPHIC
SOCIETY

“Christmas Abstract”

by
Mike Whalen



FOTOFax is the newsletter of the

NORTHERN VIRGINIA PHOTOGRAPHIC SOCIETY
NVPS

FotoFAX is published monthly September through June.

FotoFAX issues, past and present, can be found at: [FotoFAX](#).

All content within FotoFAX is ©NVPS and may not be used without express written permission from NVPS.

NVPS members wishing to author articles, provide content, announce awards they have received, or communicate shows in which they have images should write to the email for “**Editors**” on [Board Contacts](#).

EDITOR/DESIGNER
Judy Guenther

ASSISTANT EDITOR
John Nash

NEW FORMAT DESIGN
Robin Weisz

© 2022 Northern Virginia Photographic Society



President’s Message	3
From the Editor	4
NVPS Club Calendar	5
NVPS PROGRAMS	6
December 6, 2022 Lisa Langell—The Process to Perfection	6
NVPS COMPETITIONS	8
December 20, 2022 Greg Holden—Theme: None, Open	8
November 15, 2022 Competition Results	9
EDUCATION & TRAINING	14
December 13, 2022 Judy Graham—My Approach to Landscape Photography	14
NO MEMBER’S GALLERIES AND MEMBER’S FORUM (HOLIDAYS)	
GUEST ARTICLE	16
Gary Perlow—Photoshop 101, Layers and Masks—Lesson 3: Let’s Look at the Panels	16
FIELD TRIPS	19
December 10, 2022: Meadowlark Winter Walk of Lights (rain date Dec 11)	19
MID-ATLANTIC PHOTO VISIONS	21
EXTRAS	22
Member Recognition	22
Outside Competitions	23
Workshop Offerings	23

MESSAGE FROM THE **PRESIDENT**



Kirk Johnson

“Photography, at its best, goes far beyond the style of an individual. Like the soul it need not always be explained.”

Raghu Rai
Indian Photographer

I think most of us agree that the holidays—whether they be Hannukah, Christmas, or Kwanzaa—are a favorite time of year for each of us and our loved ones. The holidays tend to put us in a festive mood with lights and decorations, as well as the chance to gather with our families, friends, and co-workers. With a little luck we might see some snow in December which will help create a winter wonderland and a canvas for beautiful photographs.

On December 6, we welcome back photographer, digital artist, gardener, and educator, Lori Lankford (currently living in Scottsdale, Arizona), who will present “The Process to Perfection,” a live session in which she will highlight techniques for processing images in a variety of ways from traditional to artistic, black-and-white, creative, and more. NVPS Members will be invited to submit one image which Lisa will process as time allows.

Our Field Trip on December 10 will be an evening “Winter Walk of Lights” at Meadowlark Botanical Gardens in Vienna. To learn more about these programs and events visit the [NVPS Events Calendar](#) on our website.

On December 14, Education & Training has arranged for Judy Graham to present “My Approach to Landscape Photography.” Greg Holden will be judging our open-themed competition on December 20. If you have questions or need guidance about entering the competition, please see the NVPS [Rules of Competition](#).

Due to the holidays we will not be meeting on December 24 and there will be no Member’s Galleries or Forum. Meetings will resume on January 3.

On a final note, the holidays for me are a time for reflection on all that occurred in 2022. I am grateful for many things—my family, my health, getting to retirement, and NVPS which is certainly high on my list. NVPS has made me a better photographer these past 12 years and has afforded me some lasting friendships. I want to thank each and every one of you for your friendship and participation in the club. Many thanks, too, for the hard work of our board members and volunteers.

I send my warmest holiday wishes to you and your loved ones with a fervent desire that each of you takes the time to look ahead to great photo opportunities in 2023.

See you on Tuesday night and keep those shutters clicking!

Kirk Johnson
President
2022–2023

MESSAGE FROM THE EDITOR



Judy Guenther

I haven't received much feedback yet on our Guest Articles in FotoFax this year or many volunteers to author articles. Please do take a moment to contact me at the "Editors" email address in [Board Contacts](#). I hope you've been enjoying our Guest Article series on "Photoshop 101" by Gary Perlow which continues in this edition of FotoFax.

I thought I'd share another interesting series of articles by Dan Wells on the subject "Of the Complexities of Image Quality" which I found on the web page of [The Luminous Landscape](#) (\$12 annual subscription fee). In a series of four in-depth articles plus an [introduction](#), Dan will discuss the complexities of image quality through the aspects of—(1) [Sensor Size and Technology](#), (2) Camera bodies, (3) Lenses, and (4) The raw file to processing pipeline. I found the discussion and comparison of all models and makes of cameras, from smart phones to the most expensive cameras, to be fascinating.

Wayne and I switched from Nikon to Olympus equipment a few years back when it got too difficult to travel the world with our heavy Nikons. In an effort to further lighten our load, we just traded our Olympus M.Zuiko ED 40-150mm f/2.8 Pro lenses for the M.Zuiko ED 40-150mm f/4 Pro lens. The lens weight went from 26.7 ounces to 13.5 ounces which makes a difference when walking around with two camera bodies and two lenses when we travel. As we age we are finding that the weight of our gear becomes even more important. We look forward to testing the new lens.

Congratulations to all of our members who were juried into this year's exciting Mid-Atlantic Photo Visions photo competition, and special congratulations to Lynn Cates and Mike Whalen representing NVPS who took prizes in the nature categories of "Water" and "Birds."

You'll see that FotoFax is a bit streamlined this month as we're rapidly approaching the holidays and have no Member's Gallery or Member's Forum presentations in December.

I wish you happy holidays with your family and friends and lots of photography.

Judy Guenther
FotoFax Editor
2022–2023

CLUB CALENDAR

NVPS conducts meetings every Tuesday evening September–May. Meetings are virtual, and zoom links are sent out the day of the meeting. Information regarding in-person meetings will be shared as well. The NVPS meetings and events for the next three months are listed below. Please check the NVPS calendar on the website for up-to-date information at [CALENDAR](#).

DECEMBER

Tuesday	6	PROGRAM: Lisa Langell—The Process to Perfection
Tuesday	13	EDUCATION & TRAINING: Judy Graham—My Approach to Landscape Photography
Tuesday	20	COMPETITION: Greg Holden—Theme: None, Open
Tuesday	27	NO MEETING —Holidays

JANUARY

Tuesday	3	PROGRAM: Colleen Miniuk—Finding Your Creative Voice
Tuesday	10	EDUCATION & TRAINING: Anonymous Critique with Stan Bysse and Judy Guenther
Tuesday	17	COMPETITION: Denise Silva—Theme: Night Street Photography
Saturday	19	FIELD TRIP: TBA
Tuesday	24	MEMBER'S GALLERY: Print: Eva Lanyi— Flora and Fauna: Four Seasons in the Washington DC Area MEMBER'S GALLERY: Virtual: Bill Corbett—TBA MEMBER'S FORUM: Kimxuan Nguyen—In Search of Hummingbirds in Peru
Tuesday	31	EDUCATION & TRAINING (IN PERSON): Bring Your Camera and Prints Night

FEBRUARY

Tuesday	7	PROGRAM: Brian Zwit— Storytelling, Videomaking, and Photography
Tuesday	14	EDUCATION & TRAINING: Interim Portfolio Project Review—Group 1
Saturday	12	FIELD TRIP: TBA
Tuesday	21	COMPETITION: Jennifer King—Theme: None, Open
Tuesday	28	MEMBER'S GALLERY: Print: Nancy Dubiell and Bill Vanderpool—Africa MEMBER'S GALLERY: Virtual: Clark Barker—Italy's Adriatic Coastal Towns MEMBER'S FORUM: Kathryn Mohrman—Tribal Angola

DECEMBER 6

Lisa Langell

The Process to Perfection

Lisa Langell has been a nature photographer and birder from the age of eight. She is the founder of [Langell Photography, Inc.](#) and more recently, [Focus Your Art, LLC](#). She started her business in 2010 after long, vibrant careers as a floral designer, educational psychologist, consultant, and in helping launch and manage two startups that grew into leading companies in the Ed-Tech space. Since then, she has earned numerous awards and has been published in *Outdoor Photographer*, *Arizona Highways*, *Ranger Rick*, *Images Arizona*, and more. She is an ambassador for Tamron, Fotopro, and is a judge for Viewbug.

Lisa loves creating nature photography and art that is inspired by her background in psychology and design. When Lisa isn't having fun making photographs, she's thriving on teaching photography—most often in Alaska! Her humility and passion for both shine through in how she provides memorable, fun, and educational experiences that enrich, invigorate, and expand photographers' minds in wonderful ways.

You can find Lisa on [Facebook](#), [Instagram](#), and [YouTube](#).



Lisa Langell



by Lisa Langell

(Programs continued)

Tonight's session is all about members' images. Lisa is always up for fun and creativity. This live session will highlight techniques for processing your images in a variety of ways from the traditional to artistic, black-and-white, creative, and more. Members may submit one image each and Lisa will process as many as possible during the live session. Processing may include tools such as Lightroom or Camera Raw, Photoshop, NIK and/or Topaz. Lisa will take a kind, helpful, and friendly approach to this process. It's not about being critical—it's about bringing out the most in your work and having fun along the way.



by Lisa Langell



by Lisa Langell

Lisa loves creating nature photography and art that is inspired by her background in psychology and design.

DECEMBER 20

Greg Holden

No Theme

Greg Holden, a past NVPS judge, is a photographer now living in Longmont, CO, who uses his photography to share with others how he sees the world. Greg enjoys being outside hiking in parks and looking for nature's creations to photograph. He looks for interesting patterns or textures in trees and rocks to form creative photos that make the viewer think. These little scenes often overlooked by others are the ones that fuel his creativity. Although he won't pass by a chance to photograph a beautiful landscape or a tranquil sunset, he'd rather be exploring abandoned places and capturing the details of the layers of paint and rust on a discarded automobile.

Greg is president of his camera club in Colorado, the St. Vrain Photographic Society. He enjoys teaching others and sharing his passion for photography, and continues to speak and judge, virtually, at clubs throughout the MD and VA areas. In fact, he was a judge for NVPS before he moved to Colorado. You can see Greg's work on his [website](#).



Greg Holden

COMPETITION RESULTS

November 15, 2022

THEME: **Prepared Food**

Many thanks to our November Judge, Alain Lázaro Gutiérrez Almeida, for his expertise in judging this month's "Prepared Food" competition. Congratulations to the award winners. You can view all of the winning images on the NVPS website at [November 2022 Competition Winning Images](#).

NOVICE COLOR




1ST PLACE

Susan Blalock, "Macarons"

2ND PLACE

Terri Lannigan, "The First Bite"



HONORABLE MENTIONS:

None

NOVICE MONOCHROME

No Awards Presented

INTERMEDIATE COLOR



1ST PLACE
Claudia Copeland, "Hamachi Crudo"

2ND PLACE
Fred Krebs, "Turkish Baklava"



3RD PLACE
Jennifer Nguyen, "3 Cups Of Smoothies"

HONORABLE MENTIONS:

No Awards

INTERMEDIATE MONOCHROME



1ST PLACE

Debra Mastronardi, "What A Macaron"

2ND PLACE

Fred Krebs, "Chocolate Delight"



HONORABLE MENTIONS:

No Awards



1ST PLACE

Catherine Wang, “Pancakes”

2ND PLACE

Kevin Linde, “Festive Fall Dessert”



3RD PLACE

Kimxuan Nguyen, “Foods”

HONORABLE MENTIONS:

Rena Schild, “Fancy Fruit”

Thien Nguyen, “Sweet Rice”



1ST PLACE
Gary Perlow, “Apéritif De Poisson Affamé”

2ND PLACE
Catherine Wang, “Breakfast”



3RD PLACE
Mike Whalen, “Shuck-Slurp-Repeat”

HONORABLE MENTIONS:

No Awards

DECEMBER 13

Judy Graham

My Approach to Landscape Photography

Judy has lived in the Washington, DC, area most of her life. She retired March 1, 2018, after a long career in the field of human resources management for corporate America. Judy joined NVPS in January, 2011, with the goal of meeting local photographers, doing more local photography, and learning more about the art of photography. Judy has served in various board positions for NVPS, including President for the 2021-2022 club year.

Judy is primarily drawn to photographing dramatic landscapes, often remote and difficult to get to. Initially her interest was in the desert southwest; however, in more recent years she has expanded her travel to include such places as Alaska, Iceland, Greenland, Bolivia, Patagonia, and both the Canadian Rockies and Yellowstone in winter. She does not let the cold or bad weather get in her way.



Judy Graham



Judy Graham—"To Roam on Ancient Dunes"



Judy Graham—"Bowling to the Light"



Judy Graham—"Outgoing with Time"



Judy Graham—"Sentry of the Sea"

Most recently Judy joined the [Capital Photography Center](#) as an instructor. She will be sharing her passion for landscape photography and teaching novice to intermediate photographers the principles of composition in the field.

Judy Graham has been fortunate to do some amazing things in her life, but the time she spends doing landscape photography remains at the top of her list. Judy's E&T presentation is about her approach to the art, covering topics such as her gear and accessories, camera settings, time of day for best results, various composition techniques, and challenges in the field. This presentation is sure to provide useful information for novice and intermediate photographers, and advanced photographers will similarly find useful information about how she sees compositions. You can view Judy's website at [Judy S Graham Photography](#).

Judy does not let the cold or bad weather get in her way when photographing landscapes.

Gary Perlow

Photoshop 101—A Continuing Series Layers and Masks—Lesson 3: Let’s Look at the Panels

Okay, let’s get to know the panels you will often use. Open any picture and make sure you are in sRGB.

Now look in the lower left-hand corner of the Ps screen and you will see the settings highlighted below.

The Layers Panel:

On the lower right corner of the screen, you will see the all-important Layers Panel.

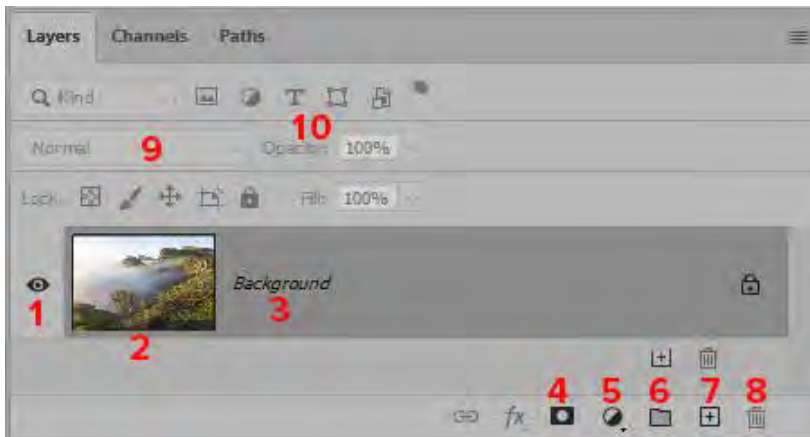


Gary Perlow



The initial layer is labelled “Background” and has a little lock on the right end of the layer. You will not be able to play with this layer while it is locked. But don’t worry, the magic happens in the layers you will place above the Background layer.

Let’s take a closer look at the parts of the panel that you will most often use:



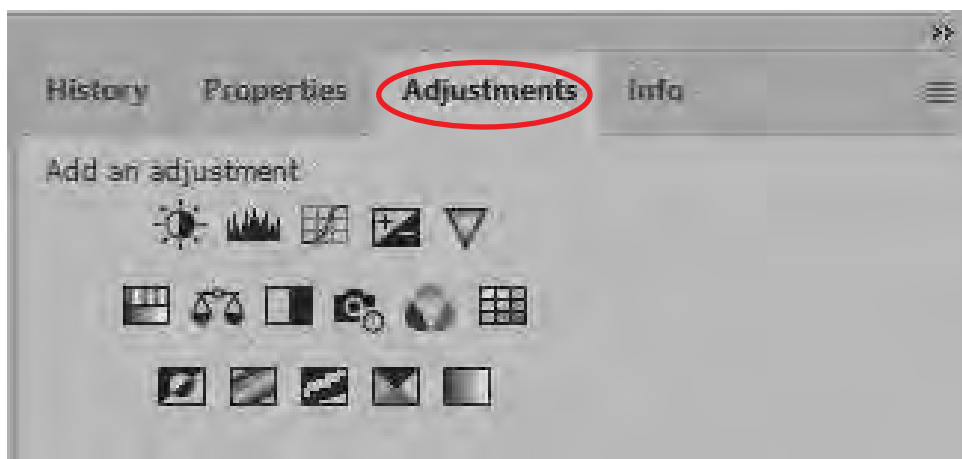
(Guest Article continued)

(Numbers correlate to previous image)

1. The eyeball turns the layer on and off—very important for seeing the effect a layer has on the image.
2. This is the thumbnail of the image pixels affected by the layer. Its size can be adjusted as we will see in a moment.
3. This is the layer title. You simply double-click it and change it to something descriptive that will help you remember what you did on the layer.
4. This is the button to create a mask. More on this later.
5. This is the drop-down menu for adjustment layers. You can use this icon or the somewhat quicker adjustment panel that we will talk about in a moment.
6. This is the group button. I do not use this, preferring the easier keyboard shortcut “ctrl/command+G.” It is an important way to organize the layers by grouping similar layers together.
7. The new layer button. It will add a new blank layer immediately above whichever layer you have highlighted as active.
8. Throw that layer away by dragging and dropping on the Trash icon.
9. The Blend Mode drop-down menu. This is set to “Normal” by default. It determines how layers will interact with one another, among other things.
10. You can control the opacity of the layer. By default, it is set at 100%.

The Adjustments Panel:

Open up the Adjustments panel in the upper right of your screen. If you don't see it, make sure it is checked in the Windows menu bar drop-down menu.

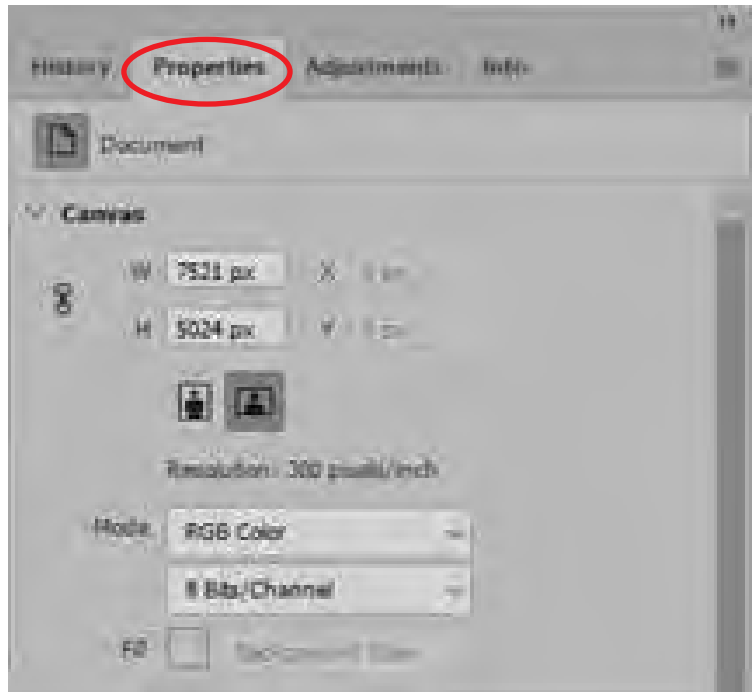


Click on each symbol and see what it represents. Each will create a new adjustment layer. As previously mentioned, you can also open a new adjustment layer with the black and white circle icon (no. 5) above, but the adjustment panel is quicker.

(Guest Article continued)

The Properties Panel:

The all important properties panel will allow you to make the adjustments to your image. Right now, it is not doing much. But once we start adding layers, this is where you will do a lot of your work. In the next lesson, we will begin working with layers. Next time, we will talk about layers—the building blocks of your post-processing.

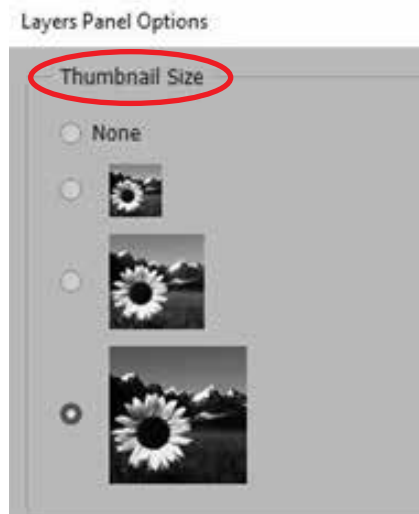
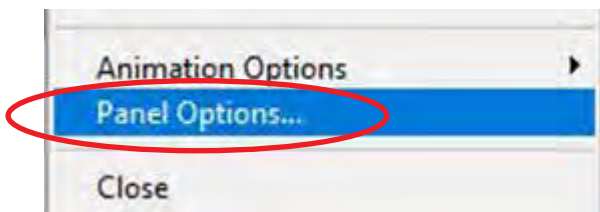


Bonus Tip:

Did you know you can adjust the size of the layers? Many people find them too small. All you need do is click the pancake icon in the upper right of the layers panel.



Choose “Panel Options” and then choose small, medium, or large.



December 10, 2022 (rain date December 11)

Meadowlark Winter Walk of Lights

7:00 p.m. to 9:30 p.m.

The holidays are fast approaching and [Meadowlark Gardens' "Winter Walk of Lights"](#) is always a beautiful display with many photographic opportunities. On Saturday, December 10, we will meet to shoot the light display and for those who wish, enjoy a hot beverage and s'mores when we are done.

Where:

- ▶ Meadowlark Botanical Gardens
9750 Meadowlark Gardens Court
Vienna, VA 22182

When:

- ▶ Saturday, December 10, from 7:00 p.m.–9:30 p.m.
- ▶ Rain date on Sunday, December 11, from 7:00 p.m.–9:30 p.m.
- ▶ We will meet outside the front entrance to the visitor center where a line should form for entry to the event.

Tickets:

- ▶ Advance, timed tickets are required for this event. You cannot purchase tickets at Meadowlark.
- ▶ The tickets are non-refundable but are transferable. The cost with fees is approximately \$18/person. You should purchase a ticket for entry on December 10 at 7:15 p.m.



by Rena Schild



by Steven Glintz

Inclement Weather:

- ▶ While the event is held in rain, snow, or shine, if it appears that the weather will be bad, we will make a decision by December 7 to move our trip to the following day, Sunday, December 11, at 7:00 p.m.
- ▶ Prior to 2:00 p.m. on December 10 a ticket may be transferred to another date/entry time online at [Eventbrite](#) where all tickets are purchased. (Go to your ticket and select the order to be changed.) In that case we will transfer our tickets to December 11 at 7:15 p.m.

Equipment:

- ▶ Lenses in the 24-70 range will work well
- ▶ You may want to bring a wide angle, too
- ▶ Tripods are necessary

Notes:

- ▶ The walk is 0.6 mile and involves walking down and up a hill.
- ▶ The light display is outdoors, although we pass through the visitor center to enter.

We hope you can join us!

Rena Schild and Steven Glintz

Field Trip Coordinators 2022–2023

Images from the last Field Trip to the Meadowlark Winter Walk of Lights may be viewed at [2019 Field Trip](#).

Images from the most recent Field Trip may be viewed at [National Zoo](#).



by Rena Schild

Links to the videos of 2022 MAPV events have been emailed to all those who registered and paid for the events at this year's Expo. A separate email with links was sent to those who registered for the free events. Each link has been sent with a required password. The links will remain active through May 2023. If you registered and paid for MAPV 2022, or if you registered for the free events and have not received the email (after please checking your spam folder), please contact the NVPS MAPV representative, Mike Mannix, at the email shown under Club Activities for the MAPV rep at [Board Contacts](#).

Congratulations again to all 31 NVPS members whose images were juried into Mid-Atlantic Photo Visions this year and to the 10 photographers nominated for People's Choice Awards. Special congratulations go to Mike Whalen for best in Birds, and to Lynn Cates for best in Water in the Nature Category.

We will start posting all the juried in selections to the [NVPS MAPV-2022 Gallery](#) soon. We want to display ALL juried images. However, if you have an objection to having your image(s) displayed in the NVPS gallery, please let us know as soon as possible but before December 1. Also, let us know if any corrections need to be made to your name or image title before November 26. More information on this will be provided when the images are loaded in the gallery.

Happy shooting.

Michael Mannix
NVPS MAPV Representative



Mike Whalen, "Seeing Red"



Lynn Cates, "On and On"

Member Recognition

NVPS members have been busy creating photographic images, submitting them to shows, and getting accepted. Congratulations!

Seven NVPS members were juried into the [The Art League's November "Open"](#) show. **Suzy McIntire** received an **Honorable Mention** for her image **"Bull Riding at the County Fair."** The other juried members were **Bob Friedman, Willa Friedman, Wayne Guenther, Georgette Grossman, Eva Lanyi, and Craig Nedrow.**



Suzy McIntire—"Bull Riding at the County Fair"
Honorable Mention

Debra Mastronardi was juried into the November online **"Trees and Water"** show at the [Blackbox Gallery](#) (Portland, OR) with her image **"Cascade Sunset."**



Debra Mastronardi—"Cascade Sunset"

Member Announcement

Georgette Grossman's solo show exhibit titled "**Flowers**" remains on display at the Beanetics Coffee Roasters (7028 Columbia Pike, Annandale, VA) through December 7, 2022. The show is based on a collection of flower images taken with her cell phone during the pandemic.

If you have won any awards for your photographs displayed in any gallery show, please send us a notification to the address shown for "Editors" at [Board Contacts](#) so that we can include your honor in our next issue and on the web page. Size the photos for competition (1400 px max width, 1050 px max height, @ 127 px dpi) and include any information regarding the show/award/website, etc.

Outside Competitions

Joseph Miller Abstract Show—The Joseph Miller Center for the Photographic Arts once again takes enormous pride in announcing its thirteenth annual juried abstract exhibit for May 2023. All interested photographers are invited to submit entries for this much anticipated spring event. In May 2020, because of restrictions imposed by the Covid pandemic, this exhibit was held virtually and has continued as a virtual event. The May 2023 exhibit will also be virtual due to ongoing renovations to the Center.

The Joseph Miller Center will begin accepting entries for the upcoming thirteenth annual exhibit on Monday, December 26, 2022. The deadline for submissions will be Saturday, February 25, 2023. A detailed prospectus will follow shortly on the [Northern Virginia Alliance of Camera Clubs website](#).

SE Center for Photography—The SE Center for Photography in Greenville, SC, has many opportunities to enter juried shows. They have a physical gallery space in Greenville and if you are chosen to exhibit, you have the option of paying a flat fee for the gallery to print and frame your work to save shipping charges. Check out their web site for exhibitions currently open for entry at [SE Center for Photography Open Calls](#).

Smarter Entry—The website Smarter Entry is a valuable source of information for upcoming juried competitions with physical and virtual galleries all over the country. You can subscribe to their monthly newsletter which lists current openings.

CaFÉ—This website has an ongoing call for entries at [Call for Entry](#). You can sort your search for open opportunities many different ways.

Workshop Offerings

NVPS offers speakers and competition judges the opportunity to have notices about up-coming tours and workshops in FotoFax for two years after the date of their NVPS program.

Max Waugh

Max Waugh is an award-winning wildlife, travel, and sports photographer who leads workshops and tours both domestically and abroad. Upcoming tours include Brazil, Yellowstone, Costa Rica, Patagonia, Alaska, Zambia, and more. His web site is [Max Waugh Photography](#).

Lori Lankford

Lori Lankford offers in-person, online garden photography and creative digital art workshops. For information on her latest workshops and class offerings please visit her website [Lori Lankford Photography](#).

Nikhil Bahl

Nikhil Bahl has been our end-of-year judge as well as a frequent program speaker. He offers a variety of workshops and coaching events. For more details with his latest workshop updates, visit [Nikhil Bahl Photography](#).

Roy Sewall

Roy Sewall has been a frequent speaker and judge. He was our May, 2022 judge. Roy offers both private and group instruction to novice and intermediate photographers, and in 2014 became an instructor for the Capital Photography Center. Find out more at [Roy Sewall Photography](#).

David Blecman

David Blecman, a member of the Professional Photographers of America, is an internationally recognized photographer and instructor, having taught in over a dozen countries to photographers, models, and makeup artists. He has been a judge and program speaker many times. David's website is [Positive Negatives](#).

Mollie Issacs

Mollie offers a variety of workshops and webinars for all levels of photographers. To learn more about her programs, please visit her website at [Awake the Light Photo Workshops](#). Make certain to also sign up for her newsletter, which is full of insightful tips.

Colleen Miniuk

Take your photography skills, passion for the outdoors, and love for adventure to the next level! Combining Colleen's enthusiasm for learning and helping others and for life itself, her educational and inspirational photography workshops give photographers of all levels a supportive environment to explore their craft and their own creative talents in awe-inspiring surroundings. Colleen will help you develop your internal artist by fine-tuning your skills, techniques, and approaches, both technically and creatively, to enable you to become a more competent, confident, and expressive photographer. For more information and to register, visit [Colleen Miniuk Photography & Writing](#).

Mary Louise Revese

Mary Louise offers online and in person workshops. Information on her workshops can be found at [Bella Vista Photography](#). Use Promo Code NVPS for a discount on workshops. Discounts vary by workshop and discounts are in addition to early-bird pricing.

Emily Carter Mitchell

Want to improve your photography skills? I can work with you to help you achieve your photographic endeavors in person for a private session, in a photography course through Capital Photography Center or virtual via Zoom. Topics include improving your technical knowledge of the your camera system to how to handle your images after capture and resulting posting on in social media.

You can find information about Emily at [Nature as Art](#). She's on Facebook at [Nature As Art Photography](#). Contact Emily at info@emilymitchellphotography.com.

Robert Fawcett

Robert Fawcett offers a variety of workshops for small groups to include night skies, macro flower, and long-exposure photography. You can reach Robert at rwf93@verizon.com, [Fawcett Photography Adventures](#) and at [Robert Fawcett Photography](#).

Michael Koren

Michael Koren offers personal instruction and teaches several classes at Capital Photography Center including Smartphone, Street, and Composition. Visit Michael's website to learn more at [Michael Koren Photography](#).

E. David Luria

A member of the Society of Photographic Education, E. David Luria is founder and director of the Washington Photo Safari, through which he and his team of eleven professional photographers have trained over 32,000 clients on 4,700 photo safaris since 1999 in the techniques of travel and architectural photography. Washington Photo Safari is offering more than 25 technical skills initiatives this year. For more information on their various offerings, check their web site at [Washington Photo Safari](#).
