

NOVEMBER 2022

VOL. 58, NO. 3


58 YEARS

FOTOFAX

NEWSLETTER
OF THE
NORTHERN
VIRGINIA
PHOTOGRAPHIC
SOCIETY

“LA Curves”

by
Robin Weisz



FOTOFax is the newsletter of the

NORTHERN VIRGINIA PHOTOGRAPHIC SOCIETY
NVPS

FotoFax is published monthly September through June.

FotoFax issues, past and present, can be found at: [FotoFax](#).

All content within FotoFax is ©NVPS and may not be used without express written permission from NVPS.

NVPS members wishing to author articles, provide content, announce awards they have received, or communicate shows in which they have images should write to the email for “**Editors**” on [Board Contacts](#).

EDITOR/DESIGNER
Judy Guenther

ASSISTANT EDITOR
John Nash

NEW FORMAT DESIGN
Robin Weisz

© 2022 Northern Virginia Photographic Society



CONTENTS

President’s Message	3
From the Editor	4
NVPS Club Calendar	5
NVPS PROGRAMS	6
November 1, 2022	6
Mollie Isaacs—Raise the Bar—Take Your Nature and Wildlife Photography to New Heights	
NVPS COMPETITIONS	8
November 15, 2022	8
Alain Lázaro Gutiérrez Almeida—Theme: Prepared Food	
October 18, 2022 Competition Results	9
EDUCATION & TRAINING	15
November 8, 2022	15
Gary Perlow—How to Make (Realistic) Composites	
November 29, 2022	17
In-Person Meeting—Bring Your Camera Night	
MEMBER’S GALLERY	18
November 22, 2022	18
Print: David Lattanzi—Four Seasons in the Appalachian Highlands	
November 22, 2022	20
Virtual: Debra Mastronardi—Arizona Skies	
MEMBER’S FORUM	22
November 22, 2022	22
Wayne Guenther—Unspoiled—South Georgia and the Falkland Islands	
GUEST ARTICLE	24
Gary Perlow—Photoshop 101, Layers and Masks—Lesson 2: The Workspace	24
FIELD TRIPS	27
November 12, 2022: Smithsonian’s National Zoo (rain date Nov 13)	27
MID-ATLANTIC PHOTO VISIONS	30
EXTRAS	31
Member Recognition	31
Outside Competitions	32
Workshop Offerings	32

MESSAGE FROM THE **PRESIDENT**



Kirk Johnson

“Photography is a way of feeling, of touching, of loving. What you have caught on film is captured forever. It remembers little things long after you have forgotten everything.”

Aaron Siskind

American Photographer

The 2022–2023 NVPS club year is off to a really good start due to your participation and the hard work of all our board members and volunteers.

I hope everyone is as excited about November’s lineup as I am!

On November 1 professional photographer Mollie Isaacs kicks off the month with her presentation “Raise the Bar—Take Your Nature and Wildlife Photography to New Heights.” Mollie has been a prior contributor to NVPS and we welcome her back.

Education & Training will be busy this month. On November 8 Gary Perlow will present “How to Make (Realistic) Composites.” On November 29 we will meet in person at the Firehouse for the first of three in-person meetings during the 2022–2023 club year for “Bring Your Camera Night.”

Our first themed competition of the year is scheduled for November 15. The theme is “Prepared Food” and will be judged by Cuban photographer Alain Lázaro Gutiérrez Almeida. If you have never entered a competition before, please make certain you are familiar with the rules, both temporary (due to Covid), and permanent. You can find the official rules under the Member Menu on our website. If you still have questions or need guidance on which class to enter, please email our VPs of Competition, Kevin Egan and Deb Rose, at [Board Contacts](#).

Our Field Trip November 12 will be to the Smithsonian’s National Zoo. We can look forward to two Member’s Galleries on November 22—“Four Season in the Appalachian Highlands” by David Lattanzi and “Arizona Skies” by Debra Mastronardi—and a Members’ Forum, “Unspoiled—South Georgia and the Falkland Islands” by Wayne Guenther.

Finally, in addition to our club programs, Mid-Atlantic Photo Visions (MAPV) is taking place November 4-6. For a third year in a row the event will be virtual. While attendance for the educational series starting October 30 is free, registration is required. Sessions held November 4-6 have a reduced registration fee for club members. I’m excited that 31 NVPS members had photographs juried into the MAPV photo competition with 10 of those members having images selected as candidates for the People’s Choice award. Congratulations to all!

See you on Tuesday nights and keep those shutters clicking!

Kirk Johnson

President

2022–2023

MESSAGE FROM THE EDITOR



Judy Guenther

Have you seen the new updates to Photoshop, Lightroom, Camera Raw, and other applications in the Adobe Creative Cloud? The improvement of artificial intelligence in these software packages just continues to be astounding. It can't substitute for a photographer's skill in composition and technique, but it sure can help make postprocessing your images quicker, better, and more refined. I love the creative opportunities that postprocessing provides.

Check out some of the "What's New in Photoshop 2023" free online tutorials on by educators like Blake Rudis, Jesús Ramirez, Matt Kloskowski, Colin Smith, and of course Adobe Creative Cloud. I'm sure everyone has their own favorite Photoshop "guru" they'll want to check out.

You'll see the power of Photoshop in Gary Perlow's E&T presentation this month on creating realistic composites. Gary has also been sharing his tremendous knowledge of Photoshop in a series of Guest Articles on Photoshop 101 which continues this month. How do you like the FotoFax guest articles? Do you have some feedback for me as editor on what topics you'd like to see covered? Are you finding the ones you've seen so far helpful? Drop me a note at [Board Contacts](#).

Good luck to the NVPS members in the Mid-Atlantic Photo Visions (MAPV) annual photo competition. The concluding highlight of the MAPV is the announcement of category and overall photo competition winners at the grand finale awards ceremony at 5:00 p.m. on Sunday, November 6.

It will be fun to see our members' creativity in November's first themed competition of "Prepared Food." I hope you've been taking advantage of some great weather and interesting places to photograph at night for our second themed competition in January, "Night Street Photography."

I wish you a happy Thanksgiving with family and friends and lots of photography.

Judy Guenther
FotoFax Editor
2022–2023

CLUB CALENDAR

NVPS conducts meetings every Tuesday evening September–May. Meetings are virtual, and zoom links are sent out the day of the meeting. Information regarding in-person meetings will be shared as well. The NVPS meetings and events for the next three months are listed below. Please check the NVPS calendar on the website for up-to-date information at [CALENDAR](#).

NOVEMBER

Tuesday	1	PROGRAM: Molly Isaacs—Raise the Bar—Take Your Nature and Wildlife Photography to New Heights
Friday	4	MID-ATLANTIC PHOTO VISIONS: Through Sunday, November 6
Tuesday	8	EDUCATION & TRAINING: Gary Perlow—How to Make (Realistic) Composites
Saturday	12	FIELD TRIP: Smithsonian’s National Zoo (rain date November 13)
Tuesday	15	COMPETITION: Alain Lázaro Gutiérrez Almeida—Theme: Prepared Food
Tuesday	22	MEMBER’S GALLERY: Print: Dave Lattanzi—Four Seasons in the Appalachian Highlands MEMBER’S GALLERY: Virtual: Debra Mastronardi—Arizona Skies MEMBER’S FORUM: Wayne Guenther—Unspoiled—South Georgia and the Falkland Islands
Tuesday	29	EDUCATION & TRAINING (IN PERSON): Bring Your Camera Night

DECEMBER

Tuesday	6	PROGRAM: Lisa Langell—The Process to Perfection
Saturday	10	FIELD TRIP: Meadowlark Winter Walk of Lights (rain date December 11)
Tuesday	13	EDUCATION & TRAINING: Judy Graham—My Approach to Landscape Photography
Tuesday	20	COMPETITION: Greg Holden—Theme: None, Open
Tuesday	27	NO MEETING —Holidays

JANUARY

Tuesday	3	PROGRAM: Colleen Miniuk—Finding Your Creative Voice
Tuesday	10	EDUCATION & TRAINING: Anonymous Critique with Stan Bysshe and Judy Guenther
Tuesday	17	COMPETITION: Denise Silva—Theme—Night Street Photography
Saturday	19	FIELD TRIP: TBA
Tuesday	24	MEMBER’S GALLERY: Print: Eva Lanyi— Flora and Fauna—Four Seasons in the Washington, DC area MEMBER’S GALLERY: Virtual: Bill Corbett—TBA MEMBER’S FORUM: Kimxuan Nguyen—In Search of Hummingbirds in Peru
Tuesday	31	EDUCATION & TRAINING (IN PERSON): TBA

NOVEMBER 1

Mollie Isaacs

Raise the Bar—Take Your Nature and Wildlife Photography to New Heights

Molly Isaacs is a professional photographer who specializes in Nature, Wildlife, Flowers, and Abstracts. She is passionate about photography and loves nothing more than to share that passion by teaching others. Early in her career she studied with Ansel Adams and Joyce Tenneson. She has won the Kodak Gallery Award 14 times, considered by some to be the “Oscar” of photography. Her work is in the Permanent Collection of the International Photography Hall of Fame and has been exhibited at Epcot Center in Disney World and Grand Central Terminal in NYC. She runs Awake The Light Photo Workshops & Tours, offers online webinars, and personally leads photo workshops around the country and beyond. Read more about her and see her work on [Awake the Light](#).



Mollie Isaacs

If you want to improve your Nature and Wildlife photography, tonight’s presentation is the program for you! We all want our images to be distinctive, different from the rest, and visually appealing. This presentation will give you some ways to do just that. Mollie will show you before and after examples of images that break boundaries and will help you elevate your work to new heights. She will share



Mollie Isaacs—“Alaska Range”

(Programs continued)

some of her favorite and most successful images, explain her concept of breaking boundaries, and show ways to help you elevate your photography to new heights. Most improvements are quick and easy to make.

You will learn how to:

- ▶ Be more observant
- ▶ Use Shutter Speed as a creative tool
- ▶ Make simple post-processing techniques your best friend
- ▶ Crop with wild abandon to reveal the “heart” of the image
- ▶ Know your camera better (even if you think you know it all!)

You will come away with easy, yet powerful techniques to catapult all of your photography to a higher level.



Mollie Isaacs—“Crane Duet”



Mollie Isaacs—“Windswept Egret”

Molly is passionate about photography and loves nothing more than to share that passion by teaching others.

NOVEMBER 15

Alain Lázaro Gutiérrez Almeida

Theme—Prepared Food

Alain is a professional photographer, photojournalist, artist, food blogger, and creator and owner of his own photography and travel business, Thru Alain's Eyes, LLC. He was born and raised in Havana, Cuba, and spent nearly 18 years there working as a photojournalist for various media entities, photographing high-profile cultural and social events like the visits of President Barack Obama and Pope Francis, The Rolling Stones concert, and Karl Lagerfeld's Chanel runway show. He was also selected by the US Embassy to be the official photographer at their embassy re-opening ceremony with Secretary of State John Kerry.



Alain Lázaro Gutiérrez Almeida

In September 2014, he began a blog entitled "[Taste of Cuba](#)" with the goal of sharing Cuban culinary trends and traditions with the rest of the world. It featured his photographs and stories of the chefs and cuisine that are shaping Cuba today. Alain believes that food brings us all closer together. Whenever he travels, he prefers eating where the locals eat. If you really want to experience a place, experience its food—those are the ingredients that define a people and every dish can be a lesson in culture.

With the renewal of diplomatic relations between Cuba and the United States, he began to offer his services as a local guide for photography and culinary tours in Havana and other parts of Cuba. In 2018, he moved to the United States and is now based in Bethesda. Starting in March 2019, he began designing, organizing, and guiding his own tours and road trips for small groups visiting his beloved homeland. When he is not leading tours to Cuba, he works as a freelance photographer in the Washington area, offering photography and video services for theatrical productions, school events and activities, and graduation and family portraits. With his background in photojournalism, he excels at creating compelling and authentic photos that capture your attention.

He loves exploring the world around him and telling the stories of those he meets during his travels.

COMPETITION RESULTS

October 18, 2022

THEME: **None**

Many thanks to our September Judge, Sandi Croan, for her expertise in judging this month's "open" competition. Congratulations to the award winners. You can view all of the winning images on the NVPS website at [October 2022 Competition Winning Images](#).

NOVICE COLOR



1ST PLACE
Kim Cawley, "Pink Petals"

2ND PLACE
Terri Lannigan, "Dew-speckled Treehopper"



3RD PLACE
Silvia Jorgensen, "Smoke Over Smith Rock"

HONORABLE MENTIONS:

Didem Lenz, "Moonrise Over DC"



1ST PLACE

Elizabeth Mulcahy, “Enchanted Trees”

2ND PLACE

**George Bradshaw, “Portiuncula
At The Franciscan Monastery”**



3RD PLACE

Gitta Smith, “Lost in Time”

HONORABLE MENTIONS:



None

INTERMEDIATE COLOR



1ST PLACE
Ilenia Alvarez, "Picaflor"

2ND PLACE
Debra Mastronardi, "Pier Perfection"



3RD PLACE
Barbara Travis, "Blue Heron Mirror"

HONORABLE MENTIONS:

Jim Dacey, "Quentin"

INTERMEDIATE MONOCHROME



1ST PLACE
Debra Mastronardi, "Swirl"

2ND PLACE
Barbara Travis, "Egret Landing"



3RD PLACE
Suzy McIntire, "Summoning The Sun"


HONORABLE MENTIONS:

David Kravitz, "Swinging Into The Night"



1ST PLACE
Bill Corbett, "Twisting Tern"

2ND PLACE
Judy Graham, "Twisted"



3RD PLACE
Don Little, "Polar Bear Repose"

HONORABLE MENTIONS:

- Deb Rose, "Puffin Portrait"
- Jim McDermott, "Playing With Mom"
- Mike Kane, "Rising Tide"
- Rena Schild, "Hummer Flapper"
- Stan Byshe, "Apex Predator"
- Thien Nguyen, "Lake Manyara Baboons"



1ST PLACE
Catherine Wang, "Flower Girl"

2ND PLACE
Len Johnson, "Scared Bear Cub"



3RD PLACE
Thien Nguyen, "Masai Mara Cheetah"

HONORABLE MENTIONS:

Bill Corbett, "Hey Wait A Second!"

Gary Perlow, "Five Forks"

George Karamarkovich, "White Sands"

Kieu-hanh Vu, "Dahlia In Black And White"

Mike Kane, "Shifting Sands"

NOVEMBER 8

Gary Perlow

How to Make (Realistic) Composites

Gary, an ex-New Yorker, has been living in the northern Virginia area for nearly 30 years. He was a home builder who especially enjoyed designing kitchens, bathrooms, and choosing paint colors. He is presently involved in commercial real estate investment.

He started taking photographs of his daughter's sporting events about 10 years ago and discovered that post-processing the images provided a welcome creative outlet. Then, and today, he has never stopped being an ardent student of Photoshop. Its potential never ceases to amaze. He received the Best in Show award at Nature Visions in 2019.

His other hobby is powerlifting where he has competed nationally—but due to aches and pains, no longer competes.



Gary Perlow



by Gary Perlow



by Gary Perlow

The online world is replete with photographic composites--many funny, most poorly done. Gary is going to walk you through the process that will help you create believable composites. When a composite is believable, the emotional impact is magnified. He will address and demonstrate such topics as perspective, color, saturation, shadows, and other elements.

Gary says the potential of Photoshop never ceases to amaze.



by Gary Perlow


NOVEMBER 29

5th Tuesday In-Person Meeting

Bring Your Camera Night

For this first face-to-face meeting of the year we will be setting up activity stations around the Dunn Loring Firehouse meeting place at 2148 Gallows Rd, Dunn Loring, VA.

Bring your camera and try your hand at a number of fun activities. Bob and Willa Friedman will be demonstrating matting. Art and Deb Rose will be explaining focus stacking and you will have a chance to gather your own images to stack. We will have a fog machine to play with, several stations with water activities, a black light set-up, and more. We also intend to have a station outside in the parking area, to allow for creative after-dark compositions.



Education and Training

NOVEMBER 22—PRINT

Dave Lattanzi

Four Seasons in the Appalachian Highlands

Dave Lattanzi got into photography over 20 years ago after finding his mother's old Canon AE-1, primarily to impress his girlfriend. His love of photography has lasted far longer than that relationship. His photographic journey started with traditional black and white darkroom processes that still influence the way he shoots today. He has a love of both nature and travel photography, often in combination. He has been fortunate enough to travel the world with his camera, having visited 50 states, 5 continents, and more countries than he can count. But his heart belongs to the West Virginia highlands and he is devoted to capturing the unique beauty of those lands. He counts Fay Godwin, Bruce Percy, Clyde Butcher, and Galen Rowell among the myriad photographers that have inspired him over the years. He has been a member of NVPS since 2018. You can see more of his work at Dave's [website](#).

For a few weeks every year, nature photographers converge on the Appalachian Mountains to capture the beautiful fall foliage. Yet this unique region offers year-round opportunities for image making, as he hopes to convey to you.



Dave Lattanzi



by Dave Lattanzi



by Dave Lattanzi

Dave says the Appalachian Mountains provide year-round photo opportunities.



by Dave Lattanzi



by Dave Lattanzi

NOVEMBER 22—DIGITAL

Debra Mastronardi

Arizona Skies

Debra was introduced to photography by a classmate while in college and was instantly hooked. She gets inspired by what is possible when looking through the lens. Growing up in New York City with her love of travel, she explored different genres from cityscapes, landscapes, architectural, and most recently, street photography. She discovered she has always been a street photographer at heart but never realized that until she digitized all her photos. Debra enjoys exploring new genres of photography and honing her street photography skills. She joined NVPS in 2021.

Debra's presentation titled Arizona Skies represents a collection of images from storm chasing during Arizona's monsoon season.



Debra Mastronardi



Debra Mastronardi—"Anvil Bolt"



Debra Mastronardi—"Skittles"

Debra chased storms in Arizona during the monsoon season.



Debra Mastronardi—"Just Missed"

NOVEMBER 22

Wayne Guenther

Unspoiled—South Georgia and the Falkland Islands

Wayne Guenther began his photography avocation in the late 1960s and became increasingly involved with Art Photography in the mid-1990s. Membership in Gallery West and the Art League (both in Alexandria) nudged him to regularly create new work and develop a style. In 2009 he was a charter member and President of the Workhouse Photography Group (Lorton) and remained active there until 2012 when he fully retired. Wayne joined NVPS in 2015. He has been accepted in many regional juried art competitions/shows over the past 25 years, has placed in numerous NVPS monthly competitions, and was awarded their Class Three Digital Photographer of the Year designation in 2017.



Wayne Guenther

Wayne shot with Nikon equipment for many years until the aggregate weight on his back and shoulders became problematic. He switched to the micro-four-thirds system in 2014 and uses Olympus E-M1 bodies (currently Mark III) and a combination of lenses by Olympus (12-40mm f2.8 Pro; 40-150mm f2.8 Pro; and 17mm f1.7), Panasonic/Leica 8-18mm f2.8-4, and Sigma 56 f1.4. His web site is

[Wayne Guenther Photography.](#)



by Wayne Guenther

South Georgia Island is famous as the destination for Ernest Shackleton, the explorer whose expedition ship was crushed in the Antarctic ice in November 1915. The story of how he got to South Georgia and returned to rescue his entire crew is the stuff of legend. The island is in the middle of nowhere, 870 miles east of the Falklands which themselves are about 300 miles east of South America. Both are under British Overseas Territory rule with about



by Wayne Guenther



by Wayne Guenther



by Wayne Guenther

3500 inhabitants on the Falklands and 8 to 40 seasonal researchers on South Georgia.

Our National Geographic expedition departed Ushuaia, Argentina, in March 2016 and stopped in several remote areas in the Falklands for bird viewing (mostly penguins) and landscapes before steaming two days further east to South Georgia Island. There we cruised for seven days, going ashore numerous times via zodiac boats as the wildlife and scenery presented opportunities and as the weather allowed. With no predators, the wildlife is unconcerned about humans and we could advance to prescribed minimum distances, although the penguins frequently came quite close on their own. Then we had a rough three days plowing through heavy seas to visit Port Stanley, Falklands, and an interior sheep farm before another day at sea to return to Ushuaia and our flight home.

This presentation will describe the journey and include photos of penguins, albatross, other birds, seals, and scenery from these desolate but incredibly beautiful and pristine islands.

Wayne describes these islands as desolate but incredibly beautiful.

Gary Perlow

Photoshop 101—A Continuing Series Layers and Masks—Lesson 2: One Very Important Setting

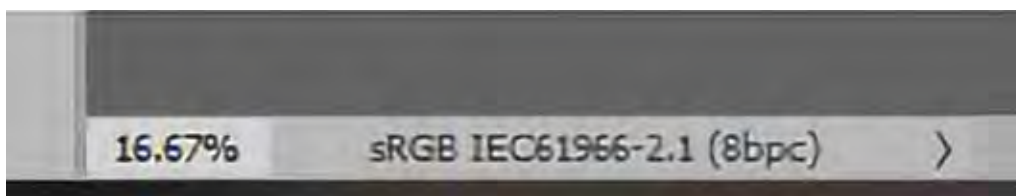
Before we talk about layers, there is one crucial, and usually overlooked setting that must be addressed.

Let's begin. Open Photoshop ("Ps"). Go to "File" in the Menu Bar and select "Open" from the drop-down menu. Navigate to any old image that you have and open it.

Now look in the lower left-hand corner of the Ps screen and you will see the settings highlighted below.



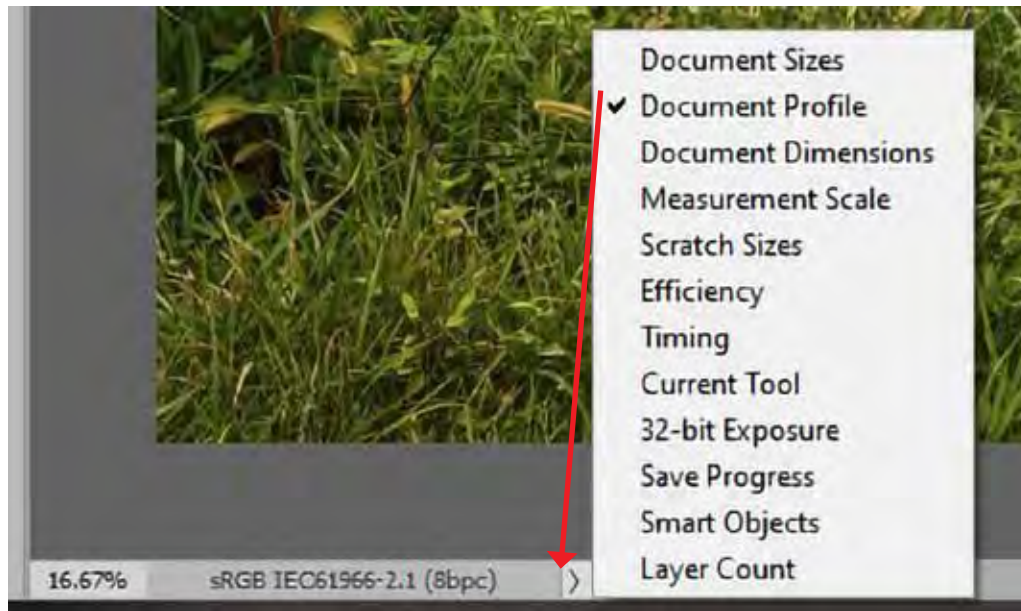
Gary Perlow



(Guest Article continued)

In the example above, you notice two pieces of information. The first is the size of the image appearing in photoshop. The second “sRGB IEC61966-2.1 (8bpc)” shows the color space and bit depth you are working in.

If your screen does not show the color space you are in, then select the drop-down menu and choose “document profile.”



In my case, virtually all processing I do is in sRGB and I would advise you to do so the same. Why? It is a very safe color space to work in. It is just not true that your work will suffer by working in a color space that some dismiss as too small compared with others.

With sRGB you will avoid some serious problems. For example, the loss of detail in vivid colors, printed colors that appear different than intended, and screwy colors that appear on other people’s monitor when viewing your work.

Do not think that by converting to sRGB at the end of your workflow you are necessarily solving the color space problem. By doing this, you can, if not very careful, introduce color clipping (lost details) into your image. Look for this the next time you see images with vivid colors such as flowers.

Best practice would be to address color space settings in the raw processing stage of your image, whether in Adobe Camera Raw or Lightroom (more on this at a later time). But in Ps, you can go to the Edit menu and choose Color Settings.



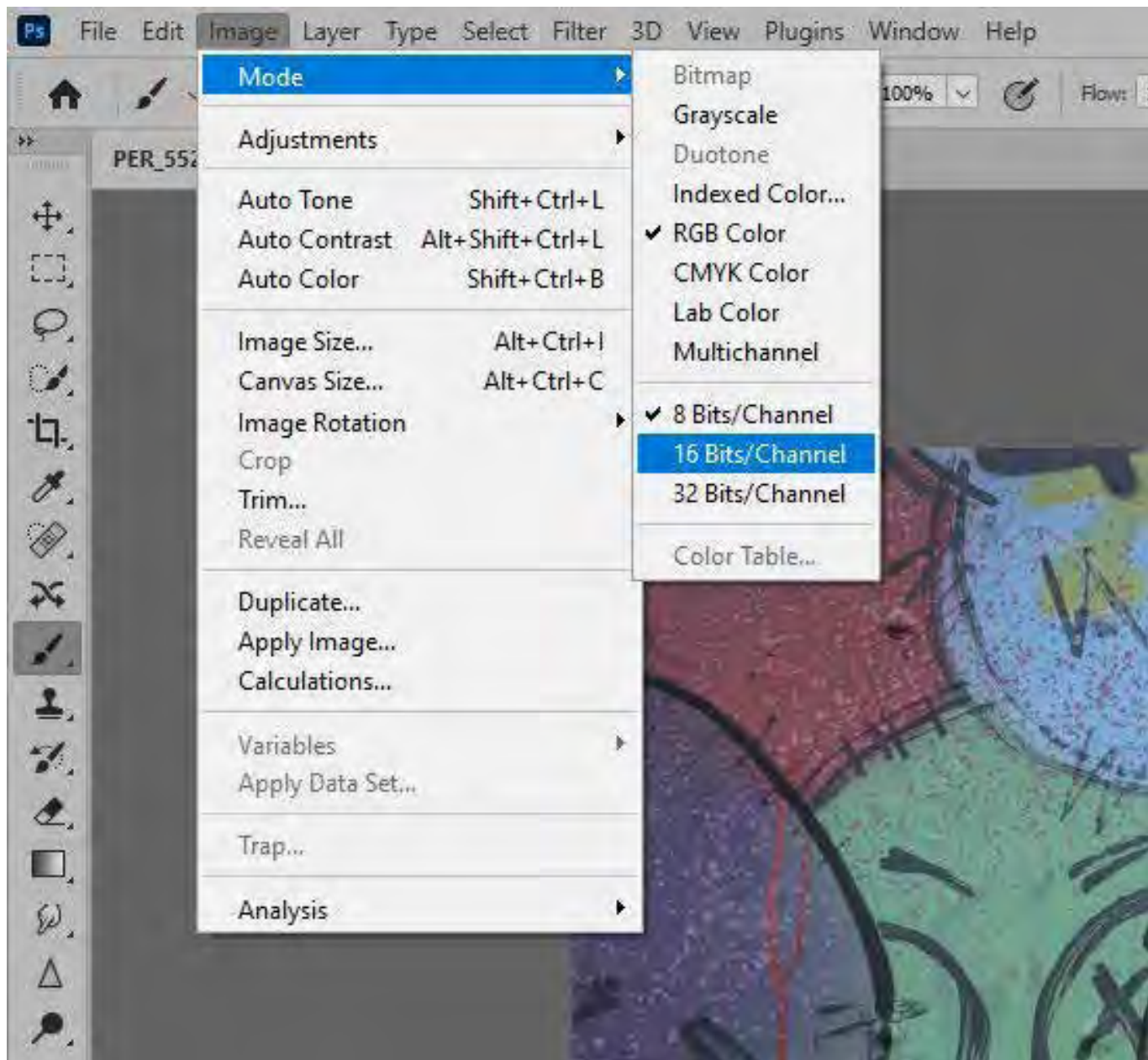
(Guest Article continued)

Always check your color space setting. I've been fooled on more than one occasion. Adobe has a sneaky way of occasionally changing your default color settings during automatic updates.

A final word on bit depth. Most work can be safely done in 8-bit depth which saves disc space. However, there are definitely occasions when 16-bit depth is the better option – particularly when banding appears across color or tonal gradations in your image. If you see banding on your monitor, enlarge the image to 100%. If the banding disappears, you're safe. If not, 16-bit is the way to go.

To change the bit depth, simply select Image>Mode, then the bit depth of your choice.

Next time, we will talk about layers – the building blocks of your post-processing.



November 12, 2022 (rain date November 13)

Smithsonian's National Zoo

9:00 a.m. to 12:00 noon

Please join us for an autumn morning safari around the zoo. The Smithsonian's National Zoo is a popular destination renowned for its wide assortment of exotic animals. One of the best features of the National Zoo is the natural environments curated for each animal. Most of these photogenic animals are ready and willing to pose for your camera. Our task will be to capture their best in the warm morning light among the most natural backgrounds we can find.

We'll walk the outdoor exhibits starting with the Asia Trail. Then we'll walk down Olmsted Walk (the main thoroughfare) downhill to visit the primates and great apes. When we're done contemplating what it would be as if apes ruled the Earth, we'll complete the downhill trek to the great cats exhibit to get some of our best shots of the lions and tigers. The surrounding area also offers lots to capture before we begin our hike back uphill. Traveling the American Trail, we'll complete our loop starting with the otters, bears, and finishing with the elephants.

Unfortunately, zoo staff are still working on the bird house which is scheduled to open in 2023.



Photos by Rena Schild and Steven Glintz

Equipment:

- ▶ Tripods are welcome. Please be mindful of where you set up.
- ▶ Bring your longest lens because some exhibits can be pretty deep. 200mm is capable, but a 300mm or higher is best to fill the frame with your subject. Those without long lenses will find subjects among the humans and smaller exhibits, so don't skip out.
- ▶ Comfortable shoes for walking. The zoo is built on a hill and we'll be covering up to two miles.

When:

- ▶ Saturday, November 12, 2022, from 9:00 a.m. to 12:00 noon
- ▶ Rain date on Sunday, November 13, 2022 from 9:00 a.m. to 12:00 noon



Photos by Rena Schild and Steven Glintz

Where:

We'll meet at the Visitor's Center just inside the Connecticut Ave. entrance. This is the best location to start our safari as it's right next to our first destination. Please note that the outdoor zoo exhibits will be open prior to our scheduled meetup so feel free to come early and snoop around nearby exhibits. Indoor exhibits open around 9:00 am.

- ▶ Parking and Tickets:
- ▶ This is a free event. Tickets to the zoo are free but reservations are required in advance online at [Tickets](#). Parking is free to zoo members, but nonmembers need to purchase \$30 tickets for their vehicle which will include passes to the zoo. Coordinators will monitor the weather and provide guidance by Tuesday, November 8.

Directions:

- ▶ If you plan to drive, be aware that entrance to the parking lots is limited to Connecticut Ave. only. You cannot gain entry from the Harvard St, NW entrance off the Rock Creek Pkwy. That said, the Rock Creek Pkwy is still the best road. Just take the Cathedral Ave NW exit before the Beach Dr. NW split.
- ▶ The National Zoo is metro accessible, though it's a little extra walking. If you want to walk downhill to the zoo, take the Red line to Cleveland Park. The Woodley Park-Zoo stop is a little closer to the main entrance, but it requires an uphill hike.

Covid Precautions:

- ▶ This event is outdoors, the zoo paths are generally wide, and the zoo is limiting tickets to prevent enormous crowds. Masks are not required by the zoo.
- ▶ You are likely to come into close contact with other humans in the outdoor exhibits as well as indoors. We anticipate this event will be relatively low risk. However, there is a high risk of fun. Should you crack a smile or laugh, please notify your coordinators immediately of your case of euphoria.

We hope you can join us!

Rena Schild and Steven Glintz
Field Trip Coordinators 2022–2023

Images from past Field Trips to the National Zoo can be viewed at [2017 Field Trip](#) and [2014 Field Trip](#).

Images from the most recent Field Trips may be viewed at [Eastern State Penitentiary](#) and [The Barns of Loudoun County](#).



Photos by Rena Schild and Steven Glintz



Photos by Rena Schild and Steven Glintz

As most of you know, the MAPV weekend of photography presentations is fast approaching.

Everyone who wants to attend the regular educational sessions occurring on the weekend of November 4-6 needs to sign up and pay a registration fee. NVPS club members get a discount off of the regular registration fee of \$79 (plus \$5.02 processing fee) to attend the events. The discount code is **MAPV-Club2022** and the discounted price is \$59 (plus \$4.01 processing fee).

This is in addition to the free educational series which is occurring during the week. It starts Sunday, October 30. The free educational series runs each night for the entire week and **does require registration**. We have great presenters for this series including our own Wayne Wolfersberger with a presentation titled "Great Photography in the National Parks" on November 3. The link for registering for the free classes or purchasing a weekend pass is at [Mid-Atlantic Photo Visions Tickets](#).

The main event begins Friday, November 4 at 4:00 p.m., with a presentation from

Marc Adamu's ("Finding the Third Dimension"), followed by presentations by Sharon Tenenbaum ("Architectural Photography as Fine Art") at 6:00 p.m., and then at 8:00 p.m. by Georgina Settler ("The Art of Using Light Creatively in Bird Photography"). The full weekend schedule can be accessed at [Event Schedule](#).

Lastly, congratulations to the 31 NVPS photographers who were juried into the competition, 10 of whom had images which were nominated into the category of People's Choice. Those people who were juried in received a notification email from me on October 7. If you didn't receive this email, your images were not juried in. The MAPV site will soon be updated to display all the images juried into the competition. Award winners will be announced at 5:00 p.m. on Sunday, November 6.

Happy shooting.

Michael Mannix

NVPS MAPV Representative



Mid-Atlantic
PHOTO VISIONS

Celebrating *20 years*

Member Recognition

NVPS members have been busy creating photographic images, submitting them to shows, and getting accepted. Congratulations!

Seven NVPS members were juried into the [The Art League's November "Patterns"](#) show. **Willa Friedman** received an **Honorable Mention** for her image "**Cityscape**." The other juried members were **Bob Friedman**, **Judy Guenther**, **Wayne Guenther**, **Daniel Horowitz**, **Suzy McIntire**, and **Kathryn Mohrman**.



Willa Friedman—"Cityscape"—Honorable
Mention

Robin Weisz was juried into the "**Monochrome**" show at the [PhotoPlace Gallery](#) (Middlebury, VT) with her image "**Chanel Meets Midtown**."



Robin Weisz—"Chanel Meets Midtown"

Member Announcement

Georgette Grossman will have a solo exhibit titled “**Flowers**” on display at the Beanetics Coffee Roasters (7028 Columbia Pike, Annandale, VA) from October 26 through December 7, 2022. The show is based on a collection of flower images taken with her cell phone during the pandemic.

If you have won any prizes for your photographs displayed in any gallery show, please send us a notification to the address shown for “Editors” at [Board Contacts](#) so that we can include your honor in our next issue and on the web page. Size the photos for competition (1400 px max width, 1050 px max height, @ 127 px dpi) and include any information regarding the show/award/website, etc.

Outside Competitions

Joseph Miller Abstract Show—The Joseph Miller Center for the Photographic Arts once again takes enormous pride in announcing its thirteenth annual juried abstract exhibit for May 2023. All interested photographers are invited to submit entries for this much anticipated spring event. In May 2020, because of restrictions imposed by the Covid pandemic, this exhibit was held virtually and has continued as a virtual event. The May 2023 exhibit will also be virtual due to ongoing renovations to the Center.

The Joseph Miller Center will begin accepting entries for the upcoming thirteenth annual exhibit on Monday, December 26, 2022. The deadline for submissions will be Saturday, February 25, 2023. A detailed prospectus will follow shortly on the [Northern Virginia Alliance of Camera Clubs website](#).

SE Center for Photography—The SE Center for Photography in Greenville, SC, has many opportunities to enter juried shows. They have a physical gallery space in Greenville and if you are chosen to exhibit, you have the option of paying a flat fee for the gallery to print and frame your work to save shipping charges. Check out their web site for exhibitions currently open for entry at [SE Center for Photography Open Calls](#).

Smarter Entry—The website Smarter Entry is a valuable source of information for upcoming juried competitions with physical and virtual galleries all over the country. You can subscribe to their monthly newsletter which lists current openings.

CaFÉ—This website has an ongoing call for entries at [Call for Entry](#). You can sort your search for open opportunities many different ways.

Workshop Offerings

NVPS offers speakers and competition judges the opportunity to have notices about up-coming tours and workshops in FotoFax for two years after the date of their NVPS program.

Max Waugh

Max Waugh is an award-winning wildlife, travel, and sports photographer who leads workshops and tours both domestically and abroad. Upcoming tours include Brazil, Yellowstone, Costa Rica, Patagonia, Alaska, Zambia, and more. His web site is [Max Waugh Photography](#).

Lori Lankford

Lori Lankford offers in-person, online garden photography and creative digital art workshops. For information on her latest workshops and class offerings please visit her website [Lori Lankford Photography](#).

Marie Joabar

Capital Photography Center is the DC area's top source for Photography Classes. Join Marie Joabar and her crew of talented photographers for classes In Person or Online, and take your photography to the next level. You can find them at [Capital Photography Center](#) and [Online Capital Photography Center](#).

Max Waugh

Max Waugh is an award-winning wildlife, travel, and sports photographer who leads workshops and tours both domestically and abroad. Upcoming tours include Brazil, Yellowstone, Costa Rica, Patagonia, Alaska, Zambia, and more. His web site is [Max Waugh Photography](#).

Lori Lankford

Lori Lankford offers in-person, online garden photography and creative digital art workshops. For information on her latest workshops and class offerings please visit her website [Lori Lankford Photography](#).

Nikhil Bahl

Nikhil Bahl has been our End-of-Year judge as well as a frequent Program Speaker. He offers a variety of workshops and coaching events. For more details with his latest workshop updates, visit [Nikhil Bahl Photography](#).

Roy Sewall

Roy Sewall has been a frequent speaker and judge. He was our May, 2022 judge. Roy offers both private and group instruction to novice and intermediate photographers, and in 2014 became an instructor for the Capital Photography Center. Find out more at [Roy Sewall Photography](#).

David Blecman

David Blecman, a member of the Professional Photographers of America, is an internationally recognized photographer and instructor, having taught in over a dozen countries to photographers, models, and makeup artists. He has been a judge and program speaker many times. David's website is [Positive Negatives](#).

Mollie Issacs

Mollie offers a variety of workshops and webinars for all levels of photographers. To learn more about her programs, please visit her website at [Awake the Light Photo Workshops](#). Make certain to also sign up for her newsletter, which is full of insightful tips.

Colleen Miniuk

Take your photography skills, passion for the outdoors, and love for adventure to the next level! Combining Colleen's enthusiasm for learning and helping others - and life itself! - her educational and inspirational photography workshops give photographers of all levels a supportive environment to explore their craft and their own creative talents in awe-inspiring surroundings. Colleen will help you develop your internal artist by fine-tuning your skills, techniques, and approaches, both technically and creatively, to enable you to become a more competent, confident, and expressive photographer. For more information and to register, visit [Colleen Miniuk Photography & Writing](#).

Mary Louise Revese

Mary Louise offers online and in person workshops. Information on her workshops can be found at [Bella Vista Photography](#). Use Promo Code NVPS for a discount on workshops. Discounts vary by workshop and discounts are in addition to early-bird pricing.

Emily Carter Mitchell

Want to improve your photography skills? I can work with you to help you achieve your photographic endeavors in person for a private session, in a photography course through Capital Photography Center or virtual via Zoom. Topics include improving your technical knowledge of the your camera system to how to handle your images after capture and resulting posting on in social media.

You can find information about Emily at [Nature as Art](#). She's on Facebook at [Nature As Art Photography](#). Contact Emily at info@emilymitchellphotography.com.

Robert Fawcett

Robert Fawcett offers a variety of workshops for small groups to include night skies, macro flower, and long-exposure photography. You can reach Robert at rwf93@verizon.com, [Fawcett Photography Adventures](#) and at [Robert Fawcett Photography](#).

Michael Koren

Michael Koren offers personal instruction and teaches several classes at Capital Photography Center including Smartphone, Street, and Composition. Visit Michael's website to learn more at [Michael Koren Photography](#).

E. David Luria

A member of the Society of Photographic Education, E. David Luria is founder and director of the Washington Photo Safari, through which he and his team of eleven professional photographers have trained over 32,000 clients on 4,700 photo safaris since 1999 in the techniques of travel and architectural photography. Washington Photo Safari is offering more than 25 technical skills initiatives this year. For more information on their various offerings, check their web site at Washington Photo Safari.
