

# FotoFax

57 Years - April 2022



**The Newsletter of the Northern Virginia  
Photographic Society**



**"Summer Hummer 2020 #3"  
by Bill Corbett**

NVPS Club Calendar ..... 4

President’s Message..... 5

From the Editor ..... 6

NVPS 2022-2023 Board Elections..... 7

NVPS Programs..... 8

    April 5, 2022 – Mark Kettenhofen – *Tips on Creating that Amazing UHD Time Lapse*..... 8

NVPS Competitions..... 10

    April 19, 2022 – Judge Nicol Hockett – No Theme..... 10

Education & Training..... 15

    April 12, 2022 – Final Portfolio Project Review, Group 1 ..... 15

Member’s Gallery ..... 16

    April 26, 2022 – Print – Group Gallery – *Getting to Know You*..... 16

    April 26, 2022 – Virtual – Greg Smith – *People, Places, and Things (but not in that order!)*..... 18

Member’s Forum ..... 20

    April 26, 2022 – Jim Sinsheimer – *The Art of Building*..... 20

Guest Article ..... 22

    Wayne Guenther – *Why I Shoot in Shutter Priority (Mostly)*..... 22

Field Trips ..... 23

    April 9, 2022 – DC Monuments at Night (rain date April 10) ..... 23

    March 20, 2022 – Huntley Meadows Park Report ..... 25

Member Recognition..... 26

Outside Competitions ..... 28

Workshop Offerings..... 28



FotoFax is the monthly newsletter of the **Northern Virginia Photographic Society**. FotoFax is published monthly September through May.

FotoFax issues, past and present, can be found at: [FotoFax](#).

All content within FotoFax is Copyright NVPS and may not be used without express written permission from NVPS.

NVPS members wishing to author articles, provide content, announce awards they have received, or communicate shows in which they have images should write to [editors-2021@nvps.org](mailto:editors-2021@nvps.org).

Judy Guenther  
Editor

John Nash  
Assistant Editor

Cover image "*Summer Hummer 2020 #3*" by Bill Corbett, selected in the Nature Category of "Birds" in the 2020 Mid-Atlantic Photo Visions

## NVPS Club Calendar

---

NVPS conducts meetings every Tuesday evening September-May, followed by the End-of-Year Banquet the first Friday of June. Here are the current NVPS meetings and events for the next three months. Please check the NVPS calendar on the website for up-to-date information at: [Calendar](#).

Day	Activity	Description
<b>April 2022</b>		
<a href="#">5</a>	Program	Mark Kettenhofen – <i>Tips on Creating that Amazing UHD Time Lapse</i>
<a href="#">9</a>	Field Trip	DC Monuments at Night (rain date April 10)
<a href="#">12</a>	E&T	Cynthia Keith - Final Portfolio Project Review, Group 1
<a href="#">19</a>	Competition	Nicol Hockett – No Theme
<a href="#">26</a>	Member's Gallery Print	Susan Blaylock, Suzy McIntire, and Terri Lannigan – <i>Getting to Know You</i>
<a href="#">26</a>	Member's Gallery – Digital	Greg Smith – <i>People, Places, and Things (but not in that order!)</i>
<a href="#">26</a>	Member's Forum	Jim Sinsheimer – <i>The Art of Building</i>
<b>May 2022</b>		
3	Program	Kristi Odom – <i>Ethical Wildlife Photography</i>
10	Competition	Roy Sewall – No Theme, No Time Limit
14	Field Trip	Lewis Ginter Botanical Gardens, Richmond (rain date May 15)
17	E&T	Brian Zwit - Final Portfolio Project Review, Group 2
24	Member's Gallery Print	Robin Weisz – <i>A View from the Street</i>
24	Member's Gallery – Digital	Sarah Olsen - <i>TBA</i>
24	Member's Forum	Jim Norman - <i>Alaska</i>
31	E&T	TBA
<b>June 2022</b>		
10	End of Year Awards	Nikhil Bahl – <i>End of Year Competition Judge</i>
12	End of Year Picnic	Burke Lake Park

---

## President's Message

---



*Judy Graham*

It has been two years since the start of the Covid pandemic. NVPS has adapted to the challenges and continued to thrive through it due to the dedicated commitment of our members and volunteers. We need to celebrate that spirit and our achievements as photographers, and we will do so for the end of the 2021-2022 club year. However, instead of having a traditional dinner, we will meet by Zoom on Friday, June 10, to announce the end-of-year awards. Then on Sunday, June 12, we will have an in-person celebration at Burke Lake Park. We've reserved a sheltered picnic area, but the other details still need to be worked out.

On Sunday, March 13, the NVPS operations and tech team did a "proof of concept" test of a hybrid technology solution from the firehouse while others joined from home by Zoom. Various scenarios were tested, and overall, it was very successful. I want to express my enormous gratitude to Mike Whalen, Frank Napoli, Jeff Hancock, and the team for all their efforts and the loan of equipment to make this a reality. With some Covid protocols in place, including, but not limited to mandatory masking, vaccination according to CDC guidelines, and social distancing, our goal is to hold a few hybrid meetings from the firehouse prior to the end of the club year.

In other news we begin the month on April 5 with a presentation on tips for creating amazing ultra-high-definition time-lapse photography with Mark Kettenhofen. On April 12 we have our Group 1 final Portfolio Project review with Cynthia Keith.

On April 19, we have an open-themed competition with Judge Nicol Hockett. The field trip on April 9 will be the popular "Monuments at Night" in downtown DC.

A Group Gallery by three of our newer members and Greg Smith will be presenting their Member's Galleries on April 26. The evening will end with the Member's Forum by Jim Sinsheimer on "The Art of Building."

Finally, Mid-Atlantic Photo Visions (MAPV) is looking for volunteers to fill several key positions. They are listed on the MAPV website at [volunteer opportunities](#). As with NVPS, MAPV is only possible through the hard work and dedication of volunteers from the participating camera clubs. Please consider volunteering your time.

Spring is here. Get out there and click those shutters!

Judy Graham  
NVPS President  
2021-2022

## From the Editor

---



*Judy Guenther*

Welcome to April and spring weather. It's a balm to see the beautiful spring flowers, budding trees and azaleas making their reappearances. I also love the fresh greens of spring.

I welcomed spring this year by replacing my two Olympus OMD EM-1 Mark II mirrorless cameras with the just-released OM-1 model and am excited to get out and about with them.

What convinced me to upgrade? First, I hadn't upgraded to the Mark III because I didn't think the advances warranted the cost. But the OM-1 will be worth it. The EVF has 60% more dots, and the fully articulated rear monitor has 38% more. In addition, the sensor is a newly designed Backside Illuminated CMOS that touts increased dynamic range, a new focusing system and higher "useable" ISO (16,000 on my current Olympus and 25,600 on the OM-1). The new processor is a fivefold gain in speed, facilitating several nice features like virtual ND and handheld 50 mg shots. The buffer clears much faster when shooting in continuous mode.

The two card slots will now both accommodate UHS-II capability (only 1 card slot had this capacity in my old camera). And the menu system has been greatly simplified and includes color coding. Weather resistance has always been a feature of Olympus cameras, but they have also started adding some improved water-sealing lenses to the line.



*The New OM-1*

The new OM-1 system (the first since Olympus was purchased by Japan Industrial Partners) offers upgrades in many areas that I don't use such as video and crazy high frames per second in continuous shutter mode. And it will probably be my last new camera body purchase. I'm still excited about learning and experimenting with the new gear on our upcoming travels.

Also, I'm still seeking club members who are willing to author short articles about technical aspects of cameras, shooting, subjects, composition, or anything they would care to share. Our members really want to see this type of information included in FotoFAX. I've enlisted my husband, Wayne, to write a [guest article](#) this month.

Judy Guenther  
NVPS FotoFAX Editor

## NVPS 2022-2023 Board Elections

---

Pursuant to Article II of the NVPS by-laws, the nominating committee has selected the following individuals to be considered for election by club members and to serve as the Elected Board for 2022-2023:


President: Kirk Johnson  
VP Programs: Jim McDermott  
VP Operation: Frank Napoli  
CO-VP Competition: Kevin Egan  
CO-VP Competition: Deb Rose  
Treasurer: Tom Brett  
Secretary/Historian: Colena Turner

A member who wishes to nominate himself/ herself for an elected Board position must do so in writing by April 12. The nomination must then be seconded by another member. If you wish to nominate yourself or second another member's self-nomination, please send it to [Pastpresident-2021@nvps.org](mailto:Pastpresident-2021@nvps.org).

The election will be held at the Club Meeting on May 3.



*Kirk Johnson*




*Jim McDermott*



*Frank Napoli*



*Kevin Egan*



*Deb Rose*



*Tom Brett*



*Colena Turner*

## NVPS Programs

---

We are pleased to have speaker Mark Kettenhofen bringing us a very interesting program on time lapse photography.

April 5, 2022 – Mark Kettenhofen – *Tips on Creating that Amazing UHD Time Lapse*



*Mark Kettenhofen*

Mark has been behind a camera for more than 40 years. He began his photography career in the US Navy documenting the Navy's global operations as a Syracuse University-trained photojournalist. Mark spent 20 years as a Navy Photojournalist, traveling the world and documenting historical military operations. His efforts and talent were recognized through numerous awards, including the prestigious Military Photographer of the Year award. After retiring from the Navy, Mark spent 21 years working for Nikon Professional Services as a senior staff photographer. With Nikon he continued his passion for adventure, travel, and photography. Mark's camera has taken him on expeditions to Everest Base Camp, the Galapagos Islands, the rugged coast of south and central America, and deep into the jungles of the Amazon River basin. With camera in hand Mark has covered four summer and three winter Olympics, including being selected as an Olympic Venue Photo Manager for the Tokyo Olympics in 2021. In addition, Mark's focus has taken him to the sidelines of five World Cups, four Super Bowls, and numerous collegiate play-offs.

His personal belief of *"Giving back as freely as you were given"* has allowed Mark to be a workshop leader for the Defense Information School, Nikon School, Santa Fe Workshops, Arizona Highways Magazine, US DOD Military Workshops, Lindblad Expeditions, and Photography at the Summit Workshops. For 23 years he has volunteered as the Lead




*Mark Kettenhofen - "Sulduk"*



Team Leader for the Eddie Adams Workshop, an intense four-day gathering of top photography professionals, along with 100 carefully selected students. Mark is the co-author of *America from 500-feet II*, a photographic exploration of the United States from the air with legendary landscape photographer Bill Fortney. Mark volunteers his time with Team Rubicon, a vet-based disaster response team.

Mark’s passion for photography is only eclipsed by his love of adventure and the conservation of our planet.

For his presentation, Mark will talk about his time as a senior staff photographer with Nikon for more than 20 years and how he was tasked with creating marketing imagery for Nikon. Mark’s last two award-winning projects were the showcase marketing adventures that were shown worldwide. These projects were to create UHD (4k) time lapse for both the Nikon D850 and Z7 camera releases. Mark will break down how each project was shot, including lens choice, camera settings, supporting gear, location choices, and the apps he used to predict lightning and night skies.



Mark Kettenhofen - "Fisher Towers"



<b>Upcoming Program Speakers</b>	
May 3	Kristi Odom – <i>Ethical Wildlife Photography</i>

## NVPS Competitions

---

Competition rules and temporary changes made due to the Covid-19 can be found at [NVPS COVID Competition Rules](#). Complete competition information can be found at [NVPS Competitions](#). Have questions? Write to [competitions-2021@nvps.org](mailto:competitions-2021@nvps.org).

April 19, 2022 – Judge Nicol Hockett – No Theme



*Nicol Hockett*

Nicol Hockett specializes in portrait photography with an approach that balances authenticity in studio craft with a refined finishing style to bring out and preserve the beauty of the subject's character.

As well as her passion for making portraits, she also creates lens-based, contemporary visual art that is playful and vibrant and inspired by beloved people, places, and things.

Her photographs have earned awards and recognition in leading international photographic competitions and exhibitions, and have been published in the Journal of the Royal Photographic Society, Photographer's Forum Best of Photography Annuals, Artistonish Contemporary Fine Art Magazine, and numerous exhibition books. She has exhibited work at the National Geographic Museum and in physical and virtual galleries in the United States and Great Britain.

She is an Associate of The Royal Photographic Society (ARPS), a Certified Professional Photographer (CPP) with the Professional Photographers of America (PPA), and an Advanced Member of The Center For Photography At Woodstock (CPW).

Formerly, Nicol was a web services founder for the first commercial ISP, UUNET Technologies, and later transitioned to AT&T to assist during its acquisition and integration of west coast-based ISP, CERFnet. From conceptual design to managed services, she helped the most innovative startups to the most recognized companies create, develop, and manage their online strategies.

Please see Nicol's website at [www.nicolhockett.com](http://www.nicolhockett.com)

Upcoming Competition Judges	
May 10	Roy Sewall – Theme: <i>No Time Limit, Open</i>
June 10	Nikhil Bahl – End of Year


## March 15, 2022 – Competition Results


Many thanks to our March Judge, Max Waugh, for his expertise in judging this month's "Abstracts" themed competition. Congratulations to the award winners in the NVPS March 2022 Competition.

Here's a summary of the images submitted, and awards given in the competition.

Class & Category	Images Submitted	Number of Awards
<b>Novice Color</b>	<b>18</b>	<b>5</b>
<b>Intermediate Color</b>	<b>15</b>	<b>4</b>
<b>Advanced Color</b>	<b>25</b>	<b>7</b>
<b>Novice Monochrome</b>	<b>13</b>	<b>4</b>
<b>Intermediate Monochrome</b>	<b>14</b>	<b>4</b>
<b>Advanced Monochrome</b>	<b>24</b>	<b>6</b>

Here are the competition results. You can view all of the winning images on the NVPS website at [March 2022 Competition Winning Images](#).

Award	Person	Image Name
<b>NOVICE COLOR IMAGES</b>		
		
<i>Phyllis Kimmel - "At the Car Wash"</i>		
1 <sup>st</sup>	Phyllis Kimmel	At the Car Wash
2 <sup>nd</sup>	Silvia Jorgensen	Car Wash
3 <sup>rd</sup>	Nancy Galib	All the Colors
HM	Edward Marion	Acrosacks
HM	Jo Leir	Swirl-m

**INTERMEDIATE COLOR IMAGES***Deb Rose - "Rainbow Bubbliies"*

1 <sup>st</sup>	Deb Rose	Rainbow Bubbliies
2 <sup>nd</sup>	Robin Weisz	Peterson Curves
3 <sup>rd</sup>	Jack Ledgerwood	Warp Speed
HM	John Olsen	Let Your Dreams Blossom

**ADVANCED COLOR IMAGES***Ed Short - "April Showers"*

1 <sup>st</sup>	Ed Short	April Showers
2 <sup>nd</sup>	Gayle Dennis	Light Meander Nashville
3 <sup>rd</sup>	Judy Guenther	Mixing Bowl
HM	Kathryn Mohrman	Scene Seen from Above
HM	Kevin Egan	The 5 <sup>th</sup> Circle
HM	Mike Whalen	Faces of Fear
HM	Valerie Short	I'm Still Sleepy

**NOVICE MONOCHROME IMAGES**



*Edward Marion - "The Flea"*

1 <sup>st</sup>	Edward Marion	The Flea
2 <sup>nd</sup>	Jennifer Nguyen	Abstract 1
3 <sup>rd</sup>	Silvia Jorgensen	Chair
HM	Gitta Smith	Inprised

**INTERMEDIATE MONOCHROME IMAGES**



*Len Johnson - "Random Shapes"*

1 <sup>st</sup>	Len Johnson	Random Shapes
2 <sup>nd</sup>	John Olsen	A Walk in the Woods
3 <sup>rd</sup>	Deb Rose	Rocket Men
HM	Robin Weisz	Oculus Curve

**ADVANCED MONOCHROME IMAGES**



*Wayne Guenther - "Chasm"*

1 <sup>st</sup>	Wayne Guenther	Chasm
2 <sup>nd</sup>	Gary Perlow	Golden Spiral
3 <sup>rd</sup>	Kacy Egan	Lemur Tail
HM	Mike Whalen	Wall of Lights
HM	Rena Schild	SR-71 Blackbird Engine
HM	Judy Guenther	Waves



*April Fool's*

## Education & Training

April 12, 2022 – Final Portfolio Project Review, Group 1



*Cynthia L. Keith*

The first final review of the Portfolio Project will be held with Cynthia Keith as our reviewer for the first group of this year’s participants.

Cynthia L. Keith is a native Washingtonian. Her love of photography started in a journalism class at Walt Whitman High School and over the years has led her to scenic locations from Alaska to Maine in search of landscape images. Her specialty is garden landscape photography, a marriage of her vision for the grand landscape and intimate flower portraits. Cynthia has been a member of the North Bethesda Camera Club since 1992 where she has exhibited, participated in

numerous presentations, and served on multiple committees. She is a frequent judge at camera clubs in the greater Washington area.

Outside of photography, she has a BA degree in Music and MBA from the University of Maryland, and holds the Chartered Financial Analyst designation. Cynthia has worked for several financial firms in the Washington area during her career as an investment manager. She is past president of the Washington Association of Money Managers and the CFA Institute in Washington.

The final review for Group 2 will be conducted by Brian Zwit on May 17. For further information and more detail regarding the Portfolio Project, please contact [Portfolio Project 2021](#). To view prior year portfolio galleries, see [Portfolio Galleries](#).




<b>Upcoming Education &amp; Training Speakers</b>	
May 17	Final Portfolio Project Review, Group 2
May 31	TBA

## Member's Gallery

---

April 26, 2022 – Print – Group Gallery – *Getting to Know You*

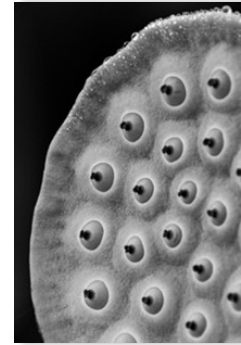
Join us on April 26 for an NVPS first: a Group Member's Gallery featuring three of our newer, and new to gallery presentation, members. Susan Blalock, Suzy McIntire, and Terri Lannigan will present three mini-Member's Galleries.



*Susan Blalock*

Susan got her love of photography from her grandfather. She helped him develop photos for family holiday cards in his home darkroom which was located in a closet under the stairs. She purchased a digital camera several years ago, and the pandemic gave her the opportunity to spend more time taking photos. Finding NVPS was quite the happy accident for Susan when she started to look for a local camera club to join. NVPS' weekly meetings, variety of speakers, field trips, and the mentor program were all interesting to her, and last winter she decided to join the Club. Since last fall, Susan has been working with mentor, Willa Friedman, and so far, their focus has been working on black and white images. Willa's guidance has helped Susan to improve how she sees images and has improved the tonal range of her images. Susan is still very much a "newbie," and while she enjoys nature photography, long exposure, and macro, she is not opposed to giving any genre a try.

Susan got her love of photography from her grandfather. She helped him develop photos for family holiday cards in his home darkroom which was located in a closet under the stairs. She purchased a digital camera several years ago, and the pandemic gave her the opportunity to spend more time taking photos. Finding NVPS was quite the happy accident for Susan when she started to look for a local camera club to join. NVPS' weekly meetings, variety of speakers, field trips, and the mentor program were all interesting to her, and last winter she decided to join the



*by Susan Blalock*



*by Susan Blalock*







*Suzy McIntire*

Suzy says, “I have had two wonderful mentors since I joined NVPS in 2019: Willa Friedman and Stan Bysse. I can’t thank them enough for their help in learning my mirrorless Fuji, how to shoot in RAW, how to use HDR and Adobe Lightroom, how to choose a picture for competition, and the importance of “knowing my bird.” My mentors and I had excellent discussions of issues related to street photography, and some of my pictures even got competition awards, although not when I failed to listen to Willa.”



*by Suzy McIntire*



*by Suzy McIntire*




*Terri Lannigan*

Terri was introduced to photography by her father, an avid photographer of nature, trains, and automobiles. They spent many hours hiking and capturing photos, mostly landscapes, with her trusty Pentax K1000. The cost of film was prohibitive during college and early professional years, and photography fell by the wayside. With the advent of digital photography, and with young children, Terri again picked up the camera for family events and vacations. As the kids got older, and time was more available to return to hiking and to devote to the craft of photography, Terri was lucky to be encouraged by

Georgette Grossman to join NVPS. She hasn't looked back! Originally, thinking that she would focus on mammals and landscapes, she found that vision difficult to realize for short weekend jaunts and ended up developing a love of birds, insects, and tree

frogs. NVPS has been a huge contributor to her growth as a photographer, and she is looking forward to continuing to learn and grow through the many resources available here.



*by Terry Lannigan*



*by Terri Lannigan*

April 26, 2022 – Virtual – Greg Smith – *People, Places, and Things (but not in that order!)*



*Greg Smith*

Enthusiast to Opportunist to Hobbyist to “Something More?”

Greg became familiar with photography from an early age. His father, serving in Ireland and Cyprus, took many pictures throughout their many family travels, always considering angles and framing the subjects when he could, and describing what and why as he did so. The family enjoyed many slide shows!

Greg got his first SLR, a Minolta, prior to deploying to the Mediterranean Sea with the Marines, knowing there would be ample opportunities for pictures. However, it was when attempting to take a picture of the Duomo in Florence, Italy that he realized he needed a wide-angle zoom, as he had to take the picture from three blocks away to get it all in! He secured his lens at the Navy Exchange in Naples, and so the enthusiast was hooked.

When Greg’s wife, Gitta, upgraded her camera, he took over her Nikon 5600 and began taking pictures again. He was able to have a cup of coffee with a retired Marine who introduced him to NVPS, showing him several amazing award-winning photographs. NVPS member George Karamarkovich invited Greg to visit a club meeting, which he did along with his wife, and shortly after that, they both joined.



*by Greg Smith*

Since joining NVPS he has enjoyed the inspiration of seeing amazing pictures, the creativity of other members, and the focused opportunities afforded by the themed competitions. Taking more pictures led to upgrading to a Nikon D750, and with the encouragement of his wife, adopted shooting primarily in manual mode.

Now, Greg enjoys photographing whatever he happens upon, primarily birds and landscapes, and street photography when afforded the opportunity. He is becoming more purposeful in his photography, moving from just shooting snapshots to thinking about compositions and seeking out better environments for capturing images. He and Gitta are anticipating an RV trip to Denver, Grand Tetons, and Yellowstone National Parks, with many stops along the way, and hopefully he will have many opportunities to expand his skills.



*by Greg Smith*



*by Greg Smith*

<b>Upcoming Member’s Gallery Presenters</b>	
May 24	Robin Weisz – <i>A View From the Street</i> Sarah Olsen - <i>TBA</i>

---

## Member's Forum

---

April 26, 2022 – Jim Sinsheimer – *The Art of Building*



*Jim Sinsheimer*

Construction photography is a subject that not many photographers get a chance to explore. For me, however, it came as an integral part of my career in architecture and construction project management. My interest in photography paralleled my architectural education during which I documented most of my college projects. As my career developed, so did my interest and fascination with photographing not only the finished projects, but the process of creating them as well.

I started to record the process solely in a documentary format, but I soon saw the potential to go beyond this to capture the incredible images of light, color, form, texture, and composition that the construction process can produce. The images can be of materials, machinery, equipment, and of course the trades people themselves.

Capturing images on a construction site is both a technical and interpersonal challenge. The technical challenge is being at the right place, at the right time, with the right light. Understanding the construction sequence is of course very helpful. The pace can be fast and often sporadic, so there's no time for lighting setups, umbrellas, or other assisted illumination. You must use what is there.

Equipment needs to be simple and flexible. In the early film years, this was a challenge without quality zoom lenses. So, I carried two cameras with different lenses: one normal and one telephoto. As digital photography developed, I was able to simplify this equipment to one camera and two lenses.



*by Jim Sinsheimer*



*by Jim Sinsheimer*

Developing a level of familiarity and trust with the construction team is as important as the technical challenge. The craftsmen are at first suspicious of a photographer in their midst. They are concerned that the pictures will be used to show them doing something wrong. So, I start by being as inconspicuous as possible until my presence is accepted. It helps to give trades people a print

of their pictures because they love to show their families how they look at work.

Of course, I’ve shared these images with the architects and builders I’ve worked with. Seventeen of these images were published in the October 2011 edition of *LensWork* in an article titled “The Art of Building.” I hope you will enjoy them too.



*By Jim Sinsheimer*

Upcoming Member’s Forum Speakers	
May 24	Jim Norman - <i>Alaska</i>

## Guest Article

---

### Wayne Guenther – *Why I Shoot in Shutter Priority (Mostly)*



*Wayne Guenther*

Exposure control is a personal subject, especially the aspect where aperture size matters to the image result. The PASM options, plus ISO adjustments on digital cameras, can be used in many ways to achieve the desired exposure. Experience, training, subject, and environment contribute to the decision. I started in 1967 with film and no automatic interface, and since the ISO was set by the film speed, I learned to adjust exposure with shutter speed and aperture. In my “wandering around and shooting” style I soon learned that my shot failures were most often caused by sharpness issues, partly because of too-slow shutter speed and partly because of lens focus. I got much better at the lens focus, but a too slow shutter still created rejects. So, I adopted “standard” settings of 1/125 second and f/5.6. On finding a subject, I quickly focused, turned the aperture ring to center the exposure indication needle, and fired (the definition of shutter priority). Sharpness rejects dropped. Sure, I had to use slower and faster shutter speeds when the light and/or subject required it, but I was rarely concerned about the aperture or its relationship to depth of field.

That’s still my position today. My general-purpose settings for hand-held, non-macro shooting are fixed ISO at the base level for the camera, shutter priority, and shutter speed appropriate to keep the aperture range roughly f/4 to f/8 while considering subject placement (near/far, single plane/stacked), movement, and lens type (e.g., wide angle/telephoto). I avoid apertures beyond f/11 because I’ve determined that the micro four-thirds lenses suffer from diffraction softness when stopped down beyond that aperture. I do raise the ISO when necessary. I rarely have a sharpness issue from low shutter speed; however, I do blow shots for misplacing the auto focus square and unintentional camera movement. Operator learning/execution problems.....



*Ukraine Pavilion*

As I recognized above, letting the aperture go from wide open to f/11 in shutter priority has some effect on depth of field although so does camera distance to subject, the lens focal length, subject position, i.e., on a plane or staggered, and focus point. So, does it matter in practice? Like all photography questions, it depends. For me, not so much. I just reviewed the 90 files I seriously edited from my recent Dubai trip and only one suffered from shallow depth of field (see above). However, I was about 15 feet from the foreground with a 130 mm telephoto lens, 1/160 at f/7.1, ISO 200, with

the sculpture about six feet further back, and focus point was on the foreground. In that setup even going to f/22 wouldn't render sharpness front to back. I should have used a shorter lens, moved closer, set f/11, and focus point just beyond the foreground, in order to at least have had a chance of improving the depth of field.

## Field Trips

---

Join us on the ever-popular field trip “DC Monuments at Night.”

April 9, 2022 – DC Monuments at Night (rain date April 10)

If you missed our Fall 2020 trip to visit the Monuments at Night, you're in luck. Our April field trip will return to the monuments at (or just after) peak cherry blossom season. Lots of photographers visit this time of year, but what many people don't know is that the monuments are best viewed after sunset. This is a wonderful trip for all levels of photographers, especially beginners.

What:

The cherry blossoms will be well underway, and spring will be in the air. We'll visit the World War II Memorial, Vietnam War Memorials, Korean War Memorial, Lincoln Memorial, and other nearby sites. Feel free to see and do as much as you want. There really is too much to see in one night.



*by Rena Schild*



*by Rena Schild*

Please note, the National Cherry Blossom Festival will be in full swing. In fact, there is a parade on the morning of April 9 (10:00 a.m.) along Constitution Ave. There is also a street festival on Pennsylvania Ave. between 3rd and 7th St. until 6:00 p.m. Our activities will not be impacted, but this could impede your chances at getting the perfect parking spot.

Tripods inside the Lincoln Memorial and Jefferson Memorial are prohibited. Tripods are allowed in most outdoor areas, but if a park ranger asks you to move or pick up your tripod, it will be because you're set up in a high traffic area.

Sunset is at 7:40 p.m. (EDT)



*by Steven Glintz*

#### Equipment:

##### Sturdy tripod

Leave your super telephotos  
and fast glass at home

Remote shutter or cable release  
will be useful to prevent camera  
shake

Graduated filters are optional  
for sunset shots

Flash and or flashlight is  
optional

Your best walking shoes



*by Steven Glintz*

#### When:

Saturday, April 9, 2022, from 6:30 p.m. to 9:30 p. m.

Rain date on Sunday, April 10, 2022 from 6:30 p.m. to 9:30 p.m.

#### Where:

We'll meet at the World War II Memorial for what we hope will be a wonderful sunset behind the Lincoln Memorial and Reflecting Pool. When that's done, we'll travel west along the Reflecting Pool to visit the Vietnam War Memorials, Lincoln Memorial, and Korean War Memorial. We'll also go behind the Lincoln Memorial to view the newly rehabilitated Arlington Memorial Bridge and the Rosslyn skyline.

If there is enough interest, Steve will be willing to lead another group from our meeting spot at the WW2 Memorial to the Tidal Basin, visiting the Martin Luther King, Jr. Memorial, FDR Memorial, and finishing at the Jefferson Memorial.

Metered parking is in effect from 7:00 a.m.-8:00 p.m. on Ohio Drive, SW. The cost is \$2.30 per hour with a three-hour maximum (\$6.90 total). Please note that the cherry blossom festival will still be going on so the parking lot at the Tidal Basin Paddle Boats will probably be filled with equipment and closed to the public. The parking lots A, B, and C, along Ohio Dr. just past the 14 St. overpass should be an option. The Metro blue and orange lines will also service Smithsonian and Foggy Bottom which are the nearest stops to our field trip. Previous images from this field trip can be viewed at [DC Monuments](#).

We hope you can join us!

Rena Schild and Steven Glintz  
Field Trip Coordinators 2021-2022  
[fieldtrips-2021@nvps.org](mailto:fieldtrips-2021@nvps.org)



### March 20, 2022 – Huntley Meadows Park Report

The March field trip to Virginia’s Huntley Meadows Park was moved to the rain date on a stunning morning. There were about 25 club members who had the opportunity to experience this magical place for flora and fauna.

The full gallery of images from the Huntley Meadows Park trip will soon be posted at [Field Trip Galleries](#).



*by Rena Schild*



*by Rena Schild*



*by Rena Schild*

<b>Upcoming Field Trips</b>	
May 14	Lewis Ginter Botanical Gardens, Richmond (rain date May 15)
June	TBA

## Member Recognition

NVPS members have been busy creating photographic images, submitting them to shows, and getting accepted. Congratulations!

**The Art League** in Oldtown Alexandria selected four NVPS photographers for their March Open juried show which is on display through April 3.

**Leslie Landerkin's** image is titled *"Windswept Alley"*

**Judy Guenther's** image is titled *"Up and Down"*

**Bob Friedman's** image is titled *"Angry Bird"*

**Willa Friedman's** image is titled *"Coffee Break"*



*Leslie Landerkin - "Windswept Alley"*



*Judy Guenther - "Up and Down"*



*Bob Friedman - "Angry Bird"*



*Willa Friedman - "Coffee Break"*

**Valerie Short's** image *"A Sign of Hope"* was selected as a winner in the [16th Annual Exposed DC Photo Contest](#). These images, as seen together, tell the story of Washington, DC, as documented by the people who live, work, and love here. A virtual and in-person gallery exhibition is scheduled for later this year.



*Valerie Short - "A Sign of Hope"*

**Tuam Pham** had three images featured by [Watermark Arts](#) in honor of World Water Day on March 22




*Tuam Pham - "Tsunami"*



*Tuan Pham - "Lantern Festival"*



*Tuan Pham - "Seasonal Migration"*

<p><b>Roger Lancaster</b> has been selected to participate in the Middleburg <a href="#">“Art in the Burg”</a> onsite artists’ display on May 21</p>	
--	--

## Outside Competitions

---

**SE Center for Photography** – The SE Center for Photography in Greenville, SC, has many opportunities to enter juried shows. They have a physical gallery space in Greenville and if you are chosen to exhibit, you have the option of paying a flat fee for the gallery to print and frame your work to save shipping charges. Check out their web site for exhibitions currently open for entry at [SE Center for Photography Open Calls](#).

**Smarter Entry** – The website [Smarter Entry](#) is a valuable source of information for upcoming juried competitions with physical and virtual galleries all over the country. You can subscribe to their monthly newsletter which lists current openings.

## Workshop Offerings

---

NVPS offers speakers and competition judges the opportunity to have notices about up-coming tours and workshops in *FotoFax* for **two years** after the date of their NVPS program.

<p><b>Max Waugh</b></p>	<p>Max Waugh is an award-winning wildlife, travel and sports photographer who leads workshops and tours both domestically and abroad. Upcoming tours include Brazil, Yellowstone, Costa Rica, Patagonia, Alaska, Zambia and more. His web site is <a href="#">Max Waugh Photography</a></p>
<p><b>Lori Lankford</b></p>	<p>Lori Lankford offers in-person and online garden photography and creative digital art workshops. For information on her latest workshops and class offerings please visit her website, at <a href="http://www.lorilankford.com">www.lorilankford.com</a></p>

<b>Marie Joabar</b>	Capital Photography Center is the DC area's top source for Photography Classes. Join Marie Joabar and her crew of talented photographers for classes In Person or Online and take your photography to the next level. You can find them at <a href="#">Capital Photography Center</a> and <a href="#">Online Capital Photography Center</a> .
<b>Denise Silva</b>	Denise Silva has often judged and been a presenter at NVPS. She operates Mountaintop Photo Works LLC which offers workshops through Road Runner Photography Tours. For information on her latest tours and workshops, please visit her web site at <a href="#">Road Runner Photography</a>
<b>Nikhil Bahl</b>	Nikhil Bahl has been our End-of-Year judge as well as a frequent Program Speaker. He offers a variety of workshops and coaching events. For more details with his latest workshop updates, visit <a href="#">Nikhil Bahl Photography</a>
<b>Roy Sewall</b>	Roy Sewall has been a frequent speaker and judge. He will be our May, 2022 judge. Roy offers both private and group instruction to novice and intermediate photographers, and in 2014 became an instructor for the Capital Photography Center. Find out more on Roy's website: <a href="#">Roy Sewall Photography</a>
<b>David Blecman</b>	David Blecman, a member of the Professional Photographers of America, is an internationally recognized photographer and instructor, having taught in over a dozen countries to photographers, models, and makeup artists. He has been a judge and program speaker many times. David's website is <a href="#">Positive Negatives</a> .
<b>Mollie Issacs</b>	Mollie offers a variety of workshops and webinars for all levels of photographers. To learn more about her programs, please visit her website at <a href="#">Awake the Light Photo Workshops</a> . Make certain to also sign up for her newsletter, which is full of insightful tips.
<b>Colleen Miniuk</b>	Take your photography skills, passion for the outdoors, and love for adventure to the next level! Combining Colleen's enthusiasm for learning and helping others - and life itself! - her educational and inspirational photography workshops give photographers of all levels a supportive environment to explore their craft and their own creative talents in awe-inspiring surroundings. Colleen will help you develop your internal artist by fine-tuning your skills, techniques, and approaches, both technically and creatively, to enable you to become a more competent, confident, and expressive photographer. For more information and to register, visit <a href="#">Colleen Miniuk Photography &amp; Writing</a> .
<b>Joseph Rossbach</b>	Joseph Rossbach offers personal instruction, workshops, online classes and more on the art of nature and landscape photography. For information, visit Joe's website <a href="#">Joseph Rossbach</a> and <a href="https://www.shuttermonkeys.com/">https://www.shuttermonkeys.com/</a> .

<b>Mary Louise Revese</b>	Mary Louise offers online and in person workshops. Information on her workshops can be found at: <a href="#">Bella Vista Photography</a> . Use Promo Code <b>NVPS</b> for a discount on workshops. Discounts vary by workshop and discounts are in addition to early-bird pricing.
<b>Emily Carter Mitchell</b>	Want to improve your photography skills? I can work with you to help you achieve your photographic endeavors in person for a private session, in an arranged photography course through Capital Photography Center or virtual via Zoom. Topics range from improving your technical knowledge of the camera system you have to how to handle your images after capture and resulting in how you'll present them in social media and the internet. We can also delve deeply into the concepts of compositional elements and how to create stronger images with your preferred subject. You can find information about Emily at: <a href="#">NatureasArt.myportfolio.com</a> and <a href="#">Emilymitchellphotography.com/services</a> . She's on Facebook at: <a href="https://www.facebook.com/NatureAsArtPhotography">https://www.facebook.com/NatureAsArtPhotography</a> Contact Emily at <a href="mailto:info@emilymitchellphotography.com">info@emilymitchellphotography.com</a>
<b>Robert Fawcett</b>	Robert Fawcett offers a variety of workshops for small groups to include night skies, macro flower, and long-exposure photography. You can reach Robert at: <a href="mailto:rwf93@verizon.com">rwf93@verizon.com</a> or at Fawcett Photography Adventures <a href="http://www.meetup.com/Fawcett-Photography-Adventures/">www.meetup.com/Fawcett-Photography-Adventures/</a> Fine Art America <a href="http://www.rfawcett.com">www.rfawcett.com</a>
<b>Michael Koren</b>	Michael Koren offers personal instruction and teaches several classes at Capital Photography Center including Smartphone, Street and Composition. Visit Michael's website to learn more. <a href="https://www.michaelkorenphotography.com/">https://www.michaelkorenphotography.com/</a>
<b>E. David Luria</b>	A member of the Society of Photographic Education, E. David Luria is founder and director of the Washington Photo Safari, through which he and his team of eleven professional photographers have trained over 32,000 clients on 4,700 photo safaris since 1999 in the techniques of travel and architectural photography. Washington Photo Safari is offering more than 25 technical skills initiatives this year. For more information on their various offerings, check their web site at <a href="#">Washington Photo Safari</a> .

