


# FotoFax

55 Years- September 2020

**The Newsletter of the Northern Virginia Photographic Society**

**Wanaka Tree  
By  
Tom Brett**



<b>NVPS Club Calendar</b> .....	4
<b>President’s Message</b> .....	5
<b>From the Editor</b> .....	6
<b>NVPS Programs</b> .....	7
<b>September 1, 2020 – Nikhil Bahl – <i>Photographic Voice and Vision</i></b> .....	7
<b>October 6, 2020 – Mollie Issacs – <i>Lightroom Unleashed</i></b> .....	9
<b>November 3, 2020 – Joe Rossbach – <i>From Ordinary to     Extraordinary</i></b> .....	11
<b>NVPS Competitions</b> .....	14
<b>September 15, 2020 – Judge Steve Gottlieb – No</b> .....	14
<b>NVPS 2019-2020 End-of-Year Competition</b> .....	15
<b>Education &amp; Training</b> .....	24
<b>September 8, 2020 – Jim Sinsheimer – <i>Understanding Photoshop     Layers</i></b> .....	24
<b>October 13, 2020 – Gary Perlow– <i>A Workflow from Raw to Print</i></b>	25
<b>November 10, 2020 – Kathryn Mohrman &amp; Stan Bysse –     <i>Anonymous Critique</i></b> .....	26
<b>September 29, 2020 – Lynn Cates – <i>The Joy of Water     Photography</i></b> .....	27
<b>Members Gallery</b> .....	28
<b>September 22, 2020 – Print - Fred Krebs – <i>Passages</i></b> .....	28
<b>September 22, 2020 – Digital – Bill Corbett – <i>From Angkor Wat to     Hanoi: Pre-Covid Travel In Postwar Cambodia &amp; Vietnam</i></b> .....	30
<b>November 24, 2020 – Print – Jerri McDermott – <i>Bears of Brook     Falls</i></b> .....	33
<b>November 24, 2020 – Digital – Lynn Cates – <i>America the     Beautiful</i></b> .....	35
<b>Member’s Forum</b> .....	37
<b>September 22, 2020 –George Hogeman – <i>Photographing India’s     Golden Triangle</i></b> .....	37
<b>October 27, 2020 –Alan Goldstein – <i>Nine Days in Cuba</i></b> .....	38
<b>November 24, 2020 –Sidney N. Stone – <i>GoWest Road Trip</i></b> .....	41
<b>Field Trips</b> .....	44
<b>September 11, 2020 – <i>Monuments at Night</i></b> .....	44
<b>October 3, 2020 – <i>Monuments at Night</i></b> .....	47
<b>November 14, 2020 – <i>Great Falls National Park, Maryland</i></b> .....	49
<b>Mckee-Besher Field Trip</b> .....	52

<b>Treasurer’s Report</b> .....	56
<b>Mentor Program</b> .....	57
<b>Camera Insurance</b> .....	58
<b>Photography Close to Home</b> .....	60
<b>Mid-Atlantic Photo Visions</b> .....	62
<b>Willing Warriors Project</b> .....	64
<b>Member Awards</b> .....	65
<b>Your Covid-19 Activities</b> .....	69
<b>Workshop Offerings</b> .....	70

FotoFax is the monthly newsletter of the **Northern Virginia Photographic Society** FotoFax is published monthly September through May.

The most recent issue of FotoFax can be found at: [Current FotoFax](#). Past issues can be found at: [FotoFax Archives](#).

All content within FotoFax is Copyright NVPS and may not be used without express written permission from NVPS.

NVPS members wishing to write articles, provide content, announce awards they have received or communicate shows in which they have images should write to the [FotoFax Editor](#).

Sidney N. Stone  
Editor

## NVPS Club Calendar

---

NVPS conducts meetings every Tuesday evening from September through May, followed by the End-of-Year Banquet the first Friday of June. In addition to weekly meetings a field trip is schedule once a month.

Here are the current NVPS meetings and events for the next three months. Please check the NVPS calendar on the website for up-to-date information at: [Calendar](#).

Day	Activity	Description
<b>September 2020</b>		
1	Program	Nikhil Bahl – <i>Photographic Voice &amp; Vision</i>
8	E&T	Jim Sinsheimer – <i>Understanding Photoshop Layers</i>
11	Field Trip	Monuments at Night
15	Competition	Judge: Steve Gottlieb – No Theme
22	Member's Gallery Print	Fred Krebs - <i>Passages</i>
22	Member's Gallery - Digital	Bill Corbett - <i>From Angkor Wat to Hanoi: Pre-COVID travels in Postwar Cambodia &amp; Vietnam</i>
22	Member's Forum	George Hogeman - <i>Photographing India's Golden Triangle</i>
29	E&T	Lynn Cates – <i>Water Photography</i>
<b>October 2020</b>		
3	Field Trip	Flying Circus & Hot Air Balloon
6	Program	Mollie Issacs – <i>Lightroom Unleashed</i>
13	E&T	Gary Perlow – <i>Photoshop Workflow</i>
20	Competition	Judge: Brenda Tharp – Theme: A Musician
27	Member's Gallery Print	TBD
27	Member's Gallery - Digital	TBD
27	Member's Forum	Alan Goldstein – <i>Nine Days in Cuba</i>
<b>November 2020</b>		
3	Program	Joe Rossbach – <i>Make the Ordinary Extraordinary</i>
7	MAPV	Mid-Atlantic Photo Visions – Lecture & Awards Presentation
10	E&T	Anonymous Critique: Kathryn Mohrman and Stan Bysshe
14	Field Trip	Great Falls, MD
17	Competition	Judge: Mollie Issacs – No Theme
24	Member's Gallery Print	Jerri McDermott - <i>Bears of Brook Falls</i>
24	Member's Gallery - Digital	Lynn Cates - <i>America the Beautiful</i>
24	Member's Forum	Sidney N. Stone - <i>GoWest Road Trip</i>

---

## President's Message

---



Greetings to all of you. This has been a summer like no other in our collective memory, and the 2020-21 Club year promises to be among the most challenging in our 55-year history. I have no doubt we are up to the challenge.

In a normal summer, Board members would be enjoying time off from Club responsibilities. We would be traveling, taking classes and trying, as you are, to become better photographers. Instead, this summer we have been busy preparing for the new Club year, and we have made tremendous progress. We have booked speakers and judges, scheduled education and training activities, identified locations for field trips, investigated ways to market the Club, improved our outreach to new members, and updated Club materials.

We have also been busy learning new ways to bring Club meetings to you. Since we cannot meet in person, we will be meeting via Zoom. As a member, you will automatically receive invitations to each meeting, including links to the Zoom connection. We will hold our first meeting on September 1, and are delighted to announce that Nikhil Bahl will be our speaker. Nikhil has been a friend of the club for years, has served as judge at our End-of-Year Banquets, and has spoken at Club meetings. We look forward to having Nikhil kick off our Club year with his presentation: "Photographic Voice and Vision." In addition to Nikhil, we have booked Mollie Isaacs, Joe Rossbach, Marie Joabar, Emily Carter Mitchell, Colleen Miniuk and Robert Fawcett.



Members will give presentations this year on Bird Photography, Photoshop Layers, Photoshop Workflow, Planning Travel for Photography, Travels in Cambodia and Vietnam, India's Golden Triangle, Water Photography, Nine Days in Cuba, Bears of Brook Falls, the Go West Road Trip, Cold Places, Abstract Photography, Yellowstone, Honor and Remembrance, and Egypt, among other topics.

We will also continue our monthly competitions and the popular Portfolio, Members' Forum, Ask Me a Question, Review My Image and Members' Gallery series. Finally, we look forward to holding our annual End of Year Banquet and competition. We may not be able to meet in person, but we will be able to share the spirit of NVPS and the companionship of our friends and colleagues.

My thanks to you for being a member of NVPS. Welcome to an exciting year!

Ron Taylor  
NVPS President  
2020-2021

## From the Editor

---



Welcome to the September 2020 issue of FotoFax.

Your FotoFax editorial board, publication department and NVPS officers have been busy developing content. Did you know we have an editorial and publication department for FotoFax. I didn't.

We are about to start the new NVPS 2020-2021 Calendar Year. As Ron pointed out in his President's message we have many exciting programs scheduled to fill your idle time on Tuesday evenings plus some good field trips scheduled to get you away from your computers, tv's and the kitchen.

This issue is a little late getting to press. Well actually to a PDF and then to the website. You will notice this issue perhaps contains more pages than any previous issue (at least since I've been editor). What changed? First, the font size has been increased to 12 point for readability (ok, I didn't want to buy new reading glasses). Second, images have generally been inserted in a larger format than years past. And more pictures than usual have been inserted. Third, a couple new sections have been added.

You will notice two new additions to this issue. A discussion of camera insurance has been added. This was triggered when I dropped and damaged a lens this summer, posted about it on Facebook and someone suggested an article. In coming months we plan to include similar articles.

The other new addition is an article about places close to home to visit to take photographs. We are lucky to live in a place with many exciting places to visit and shoot. David Crooks wrote this month's piece on Huntley Meadows Park.

Now a call for help. Are there topics you would like to see written about in FotoFax? Would you like to write an article? Let me know by writing to [FotoFax Editor](#).

See you Tuesday evenings on Zoom.

Stay Well & Safe,  
Sidney

## NVPS Programs

Judy Graham and Tana Ebbole are NVPS's Co-VP's for Programs for the 2020-2021 calendar year. Judy and Tana have been busy over the summer lining up an exciting slate of speakers for the coming year. In fact, they've lined up speakers for all but 2 months – quite an accomplishment at this point in the year.

The year will start off on September 1<sup>st</sup> with Nikhil Bahl, a long time friend of NVPS, talking about *Photographic Voice and Vision*. October brings us Mollie Issacs presenting her well-accepted talk *Lightroom Unleashed*. Joe Rossbach joins us in November with his *From Ordinary to Extraordinary*.

### September 1, 2020 – Nikhil Bahl – *Photographic Voice and Vision*



Nikhil Bahl, a long-term friend of NVPS, will talk to us on September 1<sup>st</sup> about *Photographic Voice and Vision*.

Every photographer should think about how they can find their photographic voice. Once a photographer has found their voice, they can then start to develop their vision. It takes time, but both these aspects are essential to the growth of any photographer. Nikhil will define photographic voice and vision and share his thoughts on how you can develop your photography to speak about who you are as a photographer and what you want to express. This presentation will help you to think about your photography more deeply.

Nikhil Bahl is a full-time professional photographer, author, educator, and environmentalist residing in the Washington D.C. area. Drawing continuous inspiration from nature, Nikhil adopts novel approaches and seeks meaningful interpretations to create photographs that transcend the commonplace, reflect deeper insights, and convey an enchantment of the subject's beauty.

An offshoot of Nikhil's fine art photography and love of nature is his documentation of wildlife behaviors and habitats. As a volunteer with the National Park Service and U.S. Fish & Wildlife Service, his goal is to portray environmental stories with an artistic appeal, so his photographs educate and motivate about the imperative of conservation.

Each year Nikhil leads numerous photography tours and instructional workshops in the United States and abroad. His teach

© Nikhil Bahl

[nikhilbahl.com](http://nikhilbahl.com)





**October 6, 2020 – Mollie Issacs – *Lightroom Unleashed***

Mollie Issacs will present *Lightroom Unleashed* to NVPS on Tuesday October 6<sup>th</sup>.



Mollie Issacs is a professional photographer specializing in nature, wildlife, abstracts and flower photography. She runs **Awake the Light Photo Workshops and Tours**, leading educational and inspirational photo workshops across the country and around the world. Mollie loves sharing her passion for photography with others.

Early in her career Mollie studied with Ansel Adams and Joyce Tenneson. Her work is in the Permanent Collection of the International Photography Hall of Fame. She has been exhibited at Epcot Center in Disney World and Grand Central Station in New York City. Mollie is a 15-time winner of the Kodak Gallery Award, considered by some to be the “Oscar of Photography”.

In addition to photographing nature and wildlife, Mollie is a portrait photographer. She is honored to have photographed many famous faces including Meryl Streep, jazz musician Wynton Marsalis, the late Supreme Court justice Antonin Scalia, actor Gary Busey, former Virginia Governor L. Douglas Wilder, and many other notables and dignitaries.

Mollie has authored a coffee table photography book plus educational photography e-books.

Mollie lives at the Outer Banks of North Carolina and enjoys all things beachy. You can find her website at [Awake the Light](#).

Mollie believes Adobe Lightroom is the most powerful post-processing software available. It is simple to use and easy to learn, BUT often photographers find it complicated or confusing. Mollie’s *Lightroom Unleashed* program will clear up many misconceptions and show us how easy, fast, and foolproof using Lightroom can be. If you have tried Lightroom but found it difficult or time-consuming, OR if you have been reluctant to use it because you thought it would be hard to learn OR if you erroneously thought you would have to change your entire image filing and storage system (which you do not) this program will help give you more confidence and better skills.

Mollie will lead us through edits of several images to demonstrate Lightroom capabilities. This will be done by demonstrating the before and after images along with processing workflow. Please see some example of before and after images on the following page.



## November 3, 2020 – Joe Rossbach – *From Ordinary to Extraordinary*

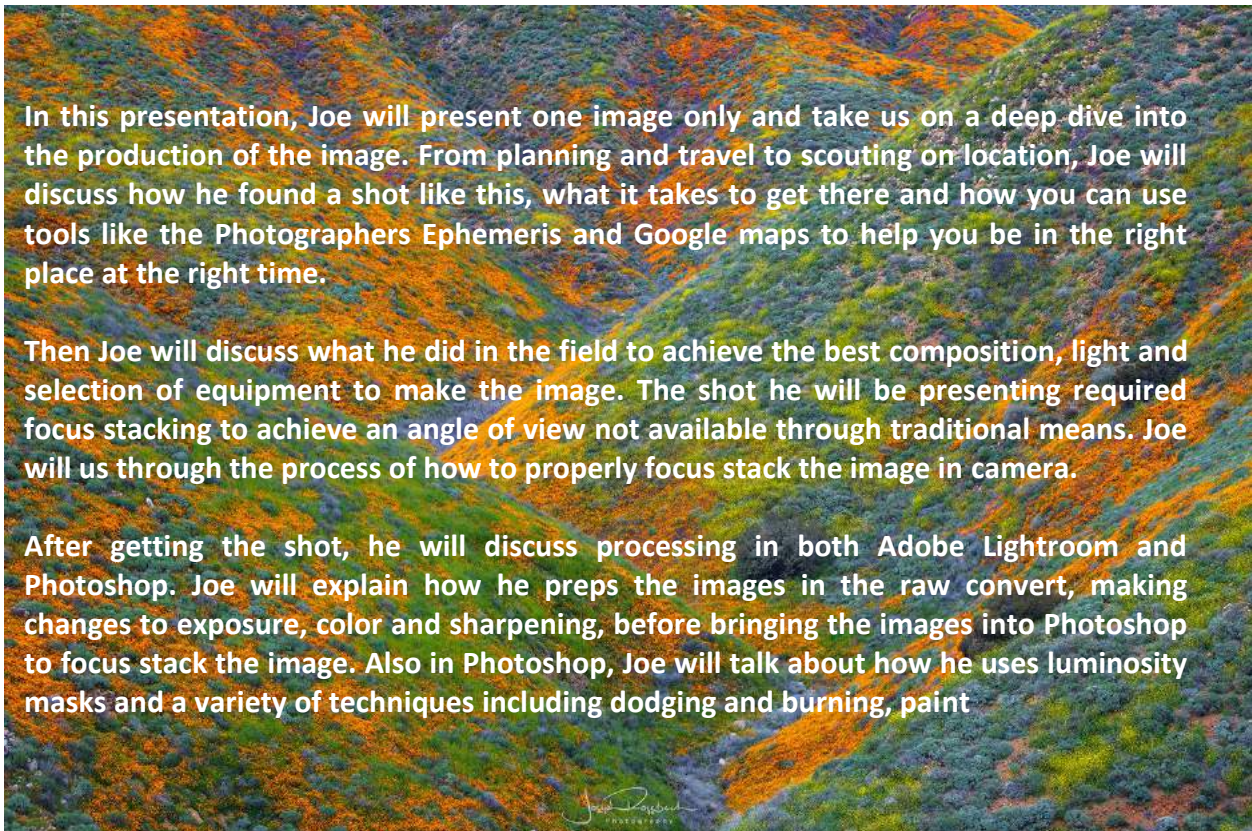


Join NVPS on Tuesday November 3<sup>rd</sup> for Joseph Rossbach's talk: *Make the Ordinary the Extraordinary*.

Joseph Rossbach's quest as a landscape and nature photographer is to showcase wild, beautiful and unique natural locations and to use his creative vision to capture those landscapes in high quality and evocative images which inspire awe in the viewer, respect for the natural world and ultimately a greater appreciation of wilderness and wilderness preservation.

Joe's images have been published hundreds of times and he has co-authored two books on nature photography: *The Ultimate Guide to Digital Nature Photography* (Mountain Trail Press) and *50 Amazing Things You Must See and Do in the Greater D.C. Area: The Ultimate Outdoor Adventure Guide* (Mountain Trail Press).

Even though Joe lives in the Metro DC area, he spends an average of 180 days a year in the field chasing the light and leading photography workshops and tours in the US and abroad. He also teaches online classes on the art of nature and landscape photography through [ShutterMonkeys](https://www.shuttermonkeys.com).



In this presentation, Joe will present one image only and take us on a deep dive into the production of the image. From planning and travel to scouting on location, Joe will discuss how he found a shot like this, what it takes to get there and how you can use tools like the Photographers Ephemeris and Google maps to help you be in the right place at the right time.

Then Joe will discuss what he did in the field to achieve the best composition, light and selection of equipment to make the image. The shot he will be presenting required focus stacking to achieve an angle of view not available through traditional means. Joe will us through the process of how to properly focus stack the image in camera.

After getting the shot, he will discuss processing in both Adobe Lightroom and Photoshop. Joe will explain how he preps the images in the raw convert, making changes to exposure, color and sharpening, before bringing the images into Photoshop to focus stack the image. Also in Photoshop, Joe will talk about how he uses luminosity masks and a variety of techniques including dodging and burning, paint





## NVPS Competitions

---

The third Tuesday of each month is Competition Night. Members can submit digital color images and monochrome digital images into the competition. During the year NVPS conducts nine (9) competitions. Three competitions have themes; five (5) have no themes; and one (Oldies) permits images made outside the three-year limit applicable to the other 8 competitions (please note the change from the 2 year to 3 year time limit was made due to the covid-19 modification made for the 2020-2021 competitions).


Here are descriptions of the three themed competitions for the 2020-2021 NVPS calendar year:

- **A Musician:** The subject must be singular; it may be in a group but depth of field, processing, etc. should make it obvious that all attention is on one individual. Subjects are confined just to humans. Competition date is October 20, 2020.
- **Fall Harvest:** Farms to Farmers Markets. A colorful time of year when produce is being farmed and sold. Land crops only, to reflect the colors. or work gathering and selling the fall harvest. Competition date is December 15, 2020.
- **Fountains:** A man-made ornamental structure that pumps water. No shortage of fountains locally but anywhere in the world is fine. Rain or shine, day or night, literal or abstract. Competition date is April 20, 2021.

The covid-19 pandemic has forced NVPS to modify competition rules for the 2020-2021 calendar year. Please read this article on the website to ensure you understand the current competition rules: [NVPS COVID Competition Changes](#)

Complete completion information can be found at: [NVPS Competitions](#). Have questions? Write [Competition VP](#).

### September 15, 2020 – Judge Steve Gottlieb – No



**Steve Gottlieb** will judge NVPS's September competition. There is no theme for this competition.

Thousands of Steve's photographs—ranging from architecture to people to landscapes—have been published worldwide. His images have been featured in *Shutterbug*, *Popular Photography*, *American Photo*, *RangeFinder*, and *Photo District News*, among others. He is the photographer—as

well as author and designer—of six books, including *American Icons*, *Washington: Portrait of a City*, *FLUSH: Celebrating Bathrooms Past & Present*, and *Abandoned America*.

*Abandoned America* was selected by both *People Magazine* and *USA Today* as “Gift Book of the Year.” *Shutterbug* referred to Steve as “a gifted photographer and author.” Other recognition includes “Advertising Photograph of the Year” in both NYC and Washington, DC.

Steve produces the Horizon Photography Summit, an event that brings together many leading photographers who lecture on a wide range of subjects. Further information can be found at: [Horizon Workshops](#)

Steve is a graduate of Columbia University College and Law School. He practiced law for a decade before turning his hobby into his vocation. Find out more about Steve at: [Steve Gottlieb Photo](#)

## **NVPS 2019-2020 End-of-Year Competition**

---

At the end of each NVPS Calendar Year a competition among all first, second and third place award winners in the 9 competitions held during the year is held with the best of the best awarded ribbons.

Below please find the winners from 2019-2020. Shown is the winning image in each category and class. All winning images may be viewed on the website at: [End-of-Year Winners](#).

NVPS sends a big Thank You to David Blecman for judging the 2019-2020 Year-End Competition.

Awards in the Novice Class for Digital Images were made to the following individuals.



Member	Image Name	Award
Kevin Linde	No Speed Limit	First Place
John Murray	Need A Lift	Second Place
Kim Sharp	The Staredown	Third Place
Art Rose	The Chase Is On	Honorable Mention
Deb Rose	Walk In The Fog	Honorable Mention
Ed Short	Hatteras Evening	Honorable Mention
Ed Short	Wat Arun Thailand	Honorable Mention
Ilenia Alvarez	Dubai Nights	Honorable Mention
John Murray	Dusk At The Beach	Honorable Mention
John Murray	If MC Escher Were An Architect	Honorable Mention
Kevin Linde	Dreamy Waterfall	Honorable Mention
Kevin Linde	It's a Little Wet Out Here	Honorable Mention
Kevin Linde	Liquid Umbrella	Honorable Mention



Awards in the Intermediate Class for Digital Images were made to the following individuals.



Member	Image Name	Award
Paula Newman	London Square	First Place
My-Linh Tran	Falcons	Second Place
Kirk Johnson	Brotherly Love	Third Place
Chau Nguyen	Sandhill Cranes After Sunset	Honorable Mention
John Olsen	The Future Is Uncertain But The End Is Always Near	Honorable Mention
Judy Graham	A Drop At A Time	Honorable Mention
Judy Graham	Ice Palace	Honorable Mention
Judy Graham	Pathway To More	Honorable Mention
Kathryn Mohrman	Charleston Azaleas	Honorable Mention
Tana Ebbole	Foggy Morning At Anglers	Honorable Mention

Awards in the Advanced Class for Digital Images were made to the following individuals.



Member	Image Name	Award
Stan Bysshe	Double Trouble	First Place
Mike Whalen	Sunrise At The Pier	Second Place
Stan Bysshe	Bison Blizzard	Third Place
Barry Dunn	Fulton Street	Honorable Mention
Gary Perlow	Manhattan Bridge From Brooklyn	Honorable Mention
Kevin Egan	Grandpa's Pontiac	Honorable Mention
Kevin Egan	Resting Dodge	Honorable Mention
Kimxuan Nguyen	WWII At Night	Honorable Mention
Mike Whalen	Downtown Philly – A Different View	Honorable Mention
Mike Whalen	Seneca Lake	Honorable Mention
Paul Laurenza	Innocence	Honorable Mention
Stan Bysshe	Frozen Dinner	Honorable Mention
Tom Brett	Flamingos 5	Honorable Mention
Tom Brett	Fog And Rain NZ	Honorable Mention

Awards in the Novice Class for Color Prints were made to the following individuals.



<b>Member</b>	<b>Image Name</b>	<b>Award</b>
Ed Short	All Alone	First Place
Ed Short	Hokkaido Fox	Second Place
Valerie Short	Sun Breaths	Third Place
Ilenia Alvarez	City Lights	Honorable Mention

Awards in the Intermediate Class for Color Prints were made to the following individuals.



<b>Member</b>	<b>Image Name</b>	<b>Award</b>
Chau Nguyen	All Open Up And Say Ahh! Alone	First Place
Chau Nguyen	Green Honey Creeper Hokkaido Fox	Second Place
Kathryn Mohrman	Looking Up From The Mihrag Sun Breaths	Third Place
Steve Steiner	City Carnival Lights	Honorable Mention

Awards in the Advanced Class for Color Prints were made to the following individuals



Member	Image Name	Award
Nguyen Nguyen	Flying Home	First Place
Ron Taylor Chau Nguyen	Reggie, King Of Cats	Second Place
Bill Corbett	Looking Up	Third Place
Gary Perlow	Waiting In The Shadows	Honorable Mention
Kieulan Nguyen	The Vessel, Hudson	Honorable Mention
Kimxuan Nguyen	I Am Home	Honorable Mention

Awards in the Novice Class for Monochrome Prints were made to the following individuals.



Member	Image Name	Award
Valerie Short	A Wise Glance	First Place
Jennifer Kang	Not Forgotten	Second Place

Awards in the Intermediate Class for Monochrome Prints were made to the following individuals.



Member	Image Name	Award
Nicholas Studzinski	Air Calatrava	First Place
Stephanie Reavley	Di"Vine" Sunflower	Second Place

Awards in the Advanced Class for Monochrome Prints were made to the following individuals.



Member	Image Name	Award
Georgette Grossman	Solarized Dahlia	First Place
Tom Brett	Wanaka Tree	Second Place
Tome Brett	White Sands Yucca	Third Place
Karol Murray	The Oculus	Honorable Mention
Wayne Guenther	Circular Logic	Honorable Mention

## Education & Training

---

### **September 8, 2020 – Jim Sinsheimer – *Understanding Photoshop Layers***

Join NVPS members on September 8<sup>th</sup> to learn Jim Sinsheimer about *Photoshop Layers and Masks* as part of our Education & Training sessions.



As we all know, Photoshop is an awesome editing tool for photographers. It has many choices with regard to tools that provide virtually unlimited editing possibilities. One of the most versatile capabilities is use of layers in the workflow process. In Jim's presentation, he will review what a layer is, the different types of layers, what basic editing can be done with them, and discuss masking, which unlocks the full potential of Photoshop layers. The presentation will be live (Jim will do actual editing). However, don't feel you'll need to take copious notes for he has prepared a PowerPoint file of the editing to be posted on the NVPS website.

Jim's introduction to photography was at around 7 years old when his Dad converted a coal bin into his darkroom. His interest really took off in college. Jim has been a member of NVPS for two years, having moved to Virginia from Southern California to be with his grandson and his family. Jim's work has been published in Black and White Magazine, LensWork, and will be soon featured again in LensWork's "Our Magnificent Planet." He's had showings at the California Department of Transportation Headquarters, the 1650 Gallery in Los Angeles and currently in a large digital wall at the 71 South Wacker building in Chicago. For several years, his images have won awards at the Orange County (CA) fair.

Jim has been a Canon shooter forever - he still has his FTB, TL and F1 cameras as "museum" pieces. Travel photography to Finland for the Northern Lights was planned, but is now on hold due to the pandemic.



## **October 13, 2020 – Gary Perlow– *A Workflow from Raw to Print***

Gary Perlow's October E&T presentation is titled: *A Workflow from Raw to Print*. This presentation will be an in-depth description of a linear logical approach to photograph editing that will take you from a raw file straight out of camera through Photoshop to printing. It will be geared to novice and experienced users of Photoshop. Topics will be discussed that will shed light on what should be done, when it should be done, and why it should be done.



The programs used will be Bridge, Adobe Camera Raw, and Photoshop. The why and wherefore of raw processing will be discussed in depth. Then Gary will take a picture into Photoshop and demonstrate the steps to edit non-destructively and get the absolute most out of your picture to produce a “clean” image before taking a look at artistic effects, cropping and sharpening.

Gary first picked up a camera about 7 years ago to photograph his daughter's academic athletic events and realized the powerful effect that careful post-processing could have on an image. He found that the marriage of the two, photography and Photoshop, brought a welcome and readily accessible outlet for creativity. In fact, he enjoys post-processing at least as much as he does taking photographs. He enjoys talking Photoshop, and invites anyone at NVPS at any level to discuss anything about post-processing with him.

Gary shoots a wide variety of images aimed at producing an emotional response: portraits, nature, landscapes, architecture, and things. In future, he hopes to get more into creative, imaginative edits and mood photography that transcend reality if ever so slightly. In the 2019 Nature Visions Expo, he won best landscape, best wildlife, and best in show. This past year at the club, he won the advanced digital photographer of the year, the advanced color prints photographer of the year, and the advanced versatile photographer of the year.

## **November 10, 2020 – Kathryn Mohrman & Stan Bysse – *Anonymous Critique***



Our November E&T Tuesday will be an Anonymous Critique conducted by Kathryn Mohrman and Stan Bysse. Take this opportunity to get feedback on your images. Submit images you are using new software to process; images you like but feel need just a little help, or images you may consider for a competition. The sole purpose of anonymous critique is to help you grow as a photographer. You will not be identified unless you choose to make comments or ask questions about your images.

The firm **deadline** for image submission is **6 p.m. on Monday, November 2, 2020**, to allow time for our computer team to anonymize the images and for Kathryn and Stan to review them before the November 10 meeting.

You can submit up to three images. Please prioritize them by naming them as follows: number title, where number is 1, 2, or 3, followed by an underscore and anything you'd like for a title. For example, "1\_Red House on the Prairie." Putting the number first will allow us to sort the images so that at least one image from every photographer is critiqued. Beyond that, Kathryn and Stan will critique as many images as time allows.



Please submit your images to [critique-2020@nvps.org](mailto:critique-2020@nvps.org), sized the same as for competition: jpeg images with a maximum of 1400 pixels wide and 1050 pixels high (vertical shots have the same 1050 pixel height requirement), sRGB workspace. We recommend your jpeg images be 127 pixels per inch (PPI, sometimes called dots per inch or DPI) or less (e.g., 127, 96 or 72 PPI) for best results on Zoom. If you send the images from Mac mail, please select the "actual size" option from the "image size" menu in the upper right corner.

Questions? Please contact the Education and Training Coordinator, Eva Lanyi, at [education-2020@nvps.org](mailto:education-2020@nvps.org).

## **September 29, 2020 – Lynn Cates – *The Joy of Water Photography***



The fifth Tuesday in September will be an E&T presentation on *The Joy of Water Photography* by Lynn Cates. Lynn will share her love of the creative aspects of water photography. Moving water is fascinating, whether it is in majestic waterfalls or tiny streams. It has many moods – from lively and energetic to peaceful and calm. Lynn will discuss how to capture some of these moods

with techniques she uses in the field such as varying shutter speeds and filters. She also will discuss techniques she uses in post-processing to accentuate lines, shapes, and textures to help bring out the feelings she wants to evoke. Lynn also will talk about photographing reflections and water droplets.



Lynn became serious about photography in June 2015. That month she began shooting RAW at a workshop in Acadia National Park, and she took Corey Hilz' class "Lightroom in a Day" and started processing her images. She is passionate about combining her photography with her cross-country road trips. She loves her Nikon D850. You can view her work at [rdtrpr.com](http://rdtrpr.com).


## Members Gallery

---


### September 22, 2020 – Print - Fred Krebs – *Passages*



Fred Krebs came to work in DC in 1975. With his first paycheck he paid his rent. With his second paycheck he purchased a camera (which he still has). After 40 years as an attorney, lobbyist, association executive and professor Fred now works diligently at being 100% retired with grandchildren, travel, golf and photography being his primary interests. He takes pictures of things that are of interest to him. Fred felt like he was in a photographic rut so he joined NVPS in 2018 to improve his skills. Fred says so far he has had fun with the club as well as a valuable experience that has made him a better photographer.



Fred’s “Passages Portfolio” began more than 15 years ago on a business trip to Veracruz, Mexico. The walkway under the walls of San Juan de Ulúa, an Old Spanish fort, immediately caught his eye—something about its colors and symmetry drew him in. He stopped and simply stared down its long expanse. The repetition reminded him of what you see when you hold a mirror up to a mirror. Since then he has looked for other passages that have had a similar impact—ones that draw him in, make him stop and simply look deep into the scene before him. Once he began looking for these passages he began to see them.



**September 22, 2020 – Digital – Bill Corbett – *From Angkor Wat to Hanoi: Pre-Covid Travel In Postwar Cambodia & Vietnam***



Bill Corbett is a bird and travel photographer who enjoys color, action and texture in his pictures. A photojournalist in college, Bill resumed spending serious amounts of time on photography when digital cameras came along. He is a Nikon shooter who prefers a long lens and who uses a flash anytime he can. Bill enjoys competing his images at NVPS and making albums from pictures he and his wife Judy take on their travels.



Bill and Judy moved three summers ago to southern Loudoun from McLean, where they raised their three kids. He is still just beginning to explore the photo opportunities in Loudoun and west of there. They spend most of the summer in Delaware, where Bill takes his camera to wildlife refuges regularly. His main photography goal is to keep on doing what he's been doing. It is fun.

Bill is the secretary and a former president of Mid-Atlantic Photo Visions (formerly Nature Visions), a member of NVPS for the past ten or so years, and the winner of a small number of photography ribbons and awards from those two organizations.



Bill is a retired Foreign Service officer and trade negotiator who served in Washington, Korea and Japan and enjoyed/suffered through more than a few travels to other points as a minor representative of American diplomacy. Follow him on Facebook for his views on current events; he doesn't post his pictures there.





**November 24, 2020 – Print – Jerri McDermott – *Bears of Brook Falls***

Given a blank sheet of paper in elementary school with an assignment to draw something terrified Jerri as she could never come up with something original. Then in seventh grade she took the art elective which opened composition, rule of thirds, perspective, color wheels, light, shadow, and how to make something uniquely mine. Since her teenage years she explored various forms of needlework and quilting playing with patterns and color combinations. All of this helped her as she took up photography seriously as she approached retirement from teaching and work as a school librarian.



Jerri attended college at East Stroudsburg State University and worked in the Poconos but never really had the time or money to vacation or explore the area. When a friend found a John Barkley trip to the Poconos, she signed up hoping to learn the basics of using a digital camera. Though the camera she borrowed for the class had a broken metal piece in the view finder she was able to capture some interesting images, learn the essentials of a digital camera and had a blast meeting fellow photographers. John suggested she deserved a better camera so she purchased her first digital camera, a Nikon D7000 and started visiting local parks and historical sites shooting whatever caught my eye. Most years her family visited Williamsburg at least once a year to get away from this century. That year she decided not to take traditional shots but ended up shooting fences, locks, historic tools and small details that mean so much but are often overlooked. Jerri was hooked.

As she neared retirement from teaching and being a school librarian, she wanted a hobby that her husband Jim and she could share. Joining NVPS gave her inspiration and allowed her to take photography to the next level learning processing skills, and other camera techniques. Jerri has since enjoyed varied field trips that pushed her

beyond family and landscape shooting, to shooting seasonal flowers, birds, old cars, trains, abstract images.



Inspired by all the beautiful bird images in competitions she took a class with Jim Clark in Chincoteague on shooting shore birds. Now Jim and Jerri visit several local parks getting up earlier than the birds to capture these wonderful creatures and other local wildlife. Moving to wildlife photography has inspired some of their favorite vacations to Yellowstone, both in summer and winter, to the Canadian Northwest, to Alaska, Maine and the Great Smokies.

Jerri currently shoots with a Nikon D500 with either an 18 to 200 lens or a Tamron 150 to 600 lens. She recently purchased a Nikon Z50 mirrorless camera with a 15 to 50 mm and 50 to 200 mm lenses and is trying to master mirrorless shooting. Jerri has been fortunate to have some of her images juried into Nature Visions and honored at the Waterford Fair.

In 2018 Jim and Jerri were lucky enough to travel to Brooks Falls National Park in Alaska to shoot the annual Brown bears salmon run. It was an awesome adventure being so close to these magnificent creatures. The first thing upon reaching camp the rangers gave a safety lesson on interacting in bear territory. It is approximately a mile hike from camp to the viewing platforms by the falls. Trails are not just for people, and part of the adventure is encountering them on the trail.

Jerri's presentation images feature bears of various ages, fishing, fighting, playing and even relaxing. She hopes you enjoy her work. These photos were shot with the Nikon D500 and the Tamron 150 to 600 mm lens. Most, but not all, were shot with a tripod.

**November 24, 2020 – Digital – Lynn Cates – *America the Beautiful***

Lynn became serious about photography in June 2015. That month she began shooting RAW at a workshop in Acadia National Park, and she took Corey Hiltz' class "Lightroom in a Day" and started processing her images. She is passionate about combining her photography with her cross-country road trips. She loves her Nikon D850. You can view her work at [rdtrpr.com](http://rdtrpr.com).



For the November 2020 Member's Gallery Lynn will share grand and intimate landscape images from her road trips across America. She will include the national parks, coastlines, forests, mountains, and tiny natural jewels she encountered along the way.



## Member's Forum

---

### September 22, 2020 –George Hogeman – *Photographing India's Golden Triangle*



George Hogeman retired in 2019 following 31 years as a Consular Officer with the Department of State. His assignments took him and his family to Nigeria, Canada, Tanzania, Afghanistan, China, and India. He fondly remembers shooting Kodachrome and Ektachrome with a Yashica SLR through the end of the nineties when he switched to digital.



Since 2014, he's used Olympus Micro Four Thirds cameras with a variety of Olympus and Lumix glass. He enjoys landscape, wildlife, and astrophotography. He and his wife Geri have two adult children. Their son Ted is an independent sound mixer in the greater DC area and their daughter Ellie teaches photography at the University of Chicago.



George's photos can be seen at <https://www.flickr.com/photos/ghogeman/albums>

His Member's Forum topic is entitled Photographing India's Golden Triangle.

**October 27, 2020 –Alan Goldstein – *Nine Days in Cuba***

Alan Goldstein, our October Member's Gallery presenter, traveled to Cuba under the guidance of Denise Silva and RoadRunner Photography Tours in January 2019. Alan and a group of five other photographers visited and photographed in Havana and about a half dozen other sights and towns. For photographers, Cuba is a country of marvelous colors, interesting people and luscious landscapes. Alan will take you along on his nine-day adventure in this gorgeous country.

A member of NVPS since 2012, Alan Goldstein has been involved in some way or other with photography for the past 60 years (not bad,



considering he's only 29!) It all began with a science teacher instructing him on the art of film developing. At that time, he was using a Kodak Brownie. Veering off during his teen-age years to using a 8mm movie camera, he returned to still photography during his college years and while working as a reporter for his hometown newspaper.

Alan was supposed to call in a newspaper photographer for photos, but she lived nearly 30 miles away, so he opted to take photos himself. At first, he used a Polaroid Type 103 for photos since it made instant, crisp pictures. But encouraged by a classmate and photographer, Alan got access to the college's darkroom, and processed Tri-X each time he had a news event or other photo request. This plus being a radio disc jockey probably contributed to his less-than-stellar GPA!

After graduating from college, Alan enlisted in the Navy, becoming a Navy Journalist and later a Public Affairs Officer.

His high school girlfriend had a Nikon SLR, and that became Alan's Holy Grail. As a low-ranking Navy man, Alan scraped up the money and bought his first true SLR -- a Minolta SRT-101. As he progressed up the Navy ranks, he upgraded to a Minolta X700.



Fast forward to 2003. Alan's brother-in-law was getting married and Alan was the photographer. An acquaintance who was a Nikon representative loaned Alan a D100. It was love at first click! Since then, Alan has had a D100, D200, D300, D800 and now a D810 and a D850. He also photographs with his DJI Phantom 4 Pro+ drone that carries a 20-megapixel camera.

Alan considers himself an advanced amateur, even though he has made more than five figures making pictures. His biggest job was making progress photos of the deconstruction and reconstruction of the D.C. public library in Georgetown. He photographed the progress of the building of the African-American Museum over a four-year period, gratis.

Retired from the Navy in 1994 and retired from Civil Service in 2011, Alan is happy to spend his time making images. He loves photographing just about everything, but really likes night scenes and landscapes. His photos have been used for greeting cards by non-profits, used for proposals by environmental entities, have been used by sports web sites, have appeared in newspapers, including *The Washington Post*, a museum, and even hang in a gas station.

Alan says he loves being a member of NVPS. He has gained some great friends, enjoys the camaraderie, and has learned something new nearly every meeting.







### **November 24, 2020 –Sidney N. Stone – *GoWest Road Trip***



As the walls of their apartment closed in on Joanna and Sidney, with Joanna working from home and Sidney wondering the streets in search of photographic opportunities, they decided the time was ripe for a trip to visit Jo’s brother and sister-in-law in Whitefish, Montana. They weren’t going to fly. They didn’t want to stay in hotels or motels. And using campground facilities was not appealing. Taking a cue from Alan Goldstein they decided to rent an RV and as Horace Greeley said “Go West”.

With the concept the planning began and quickly more than a visit and stay in Whitefish was hatched. Jo and Sidney laid out a six-week odyssey west with plans to visit National Parks along the way. The plan took them through 13 states including stops at National Parks in North Dakota, Montana, Wyoming, and Utah.

Join Sidney on November 24<sup>th</sup> as he explains the planning process, the good and not-so-good aspects of “RV’ing it” along with a show of images made along the way.

Sidney has been photographing seriously since about the age of 9 starting as many did with a Kodak Brownie. Although he recalls taking some pictures with his father's Kodak Bantam camera that used 828 film. Sidney still has that camera. His love of darkroom work was triggered as he watched his father develop prints in a make shift kitchen darkroom. He thought it was magic to see an image appear on white paper placed in a tray of chemicals. This love of the darkroom led to countless hours spent in darkrooms at his high school, college, apartment with the window covered, a kitchen, a converted bathroom, and basement darkrooms.

One of Sidney's particular photography loves is shooting sports. In high school and college he was an official school sports photographer shooting football, baseball, swimming, golf, basketball (nothing better than sitting on the hardwood under the basket!). When his son Dan became his high school's football manager Sidney spent Saturday afternoons walking the sidelines and end zones snapping action shots. After shooting about 20 rolls of Ektachrome each game, getting it processed and scanned he went digital choosing Canon over Nikon. He still has his original Minolta SR-1 and has been recently shooting with it.

Today Sidney enjoys all types of photography genres – macro, flowers, water, action, street, portrait and more. If a picture can be made he likes to shoot it.





## Field Trips

---

Your NVPS Field Trip Coordinators Tammy Tideswell and Steven Glintz have scheduled exciting field trips for this fall. Field trips are an excellent way to experience taking photographs in enticing places in a social environment with fellow NVPS members. They are also a great way to expand your photographic process knowledge and practice, often with the help of other members. A goal of NVPS is to help members learn and experience the joy of photography and field trips offer many opportunities.

### **September 11, 2020 – *Monuments at Night***

Please join NVPS for a club favorite Field Trip - *Monuments at Night* on Friday night September 11<sup>th</sup> from 7 p.m. to about 9:30 p.m.. This is a wonderful opportunity for all levels of photographers, especially beginners. Your host, Steven Glintz, will be on hand for any questions or trouble you may have.

Your field trip coordinators will also monitor for any developing situations that may impact our enjoyment and update this field trip if necessary. Be sure to check back the week of this event for updated information.



The monuments between the World War II memorial and the Lincoln Memorial on the Washington Mall take on a whole new life after dark. Although the Arlington Memorial Bridge will be under repair and the Jefferson Memorial will be undergoing restoration, there are many other attractions open and available. The Reflecting Pool, Lincoln Memorial, Korean War Memorial, Vietnam War Memorial, and the

service men and women memorials are all down on the West side. The water fountains at the World War II memorial should also be going. Of course, there is also the District of Columbia War Memorial (World War I). The FDR memorial is another option and has many interesting subjects.

Tripods are generally accepted around the grounds provided the photographer is not blocking or hindering pedestrian traffic. Tripods inside the Lincoln Memorial are prohibited and park rangers will ask you not to use them (there are reports some rangers will look the other way, but that's the exception not the norm).

Sunset is anticipated at 7:20pm on the 11<sup>th</sup> followed by Moonset at 3:330 p.m. (sorry, no moon)



Equipment you may want to bring along in addition to your camera include:

- Sturdy tripod
- Leave your super telephotos and fast glass at home
- Remote shutter or cable release may be useful to prevent camera shake on long exposures
- Filters optional (neutral density may be useful for long exposures)

- Flash optional

**When:**

Friday, September 11, 2020 from 7 p.m. to 9:30 p. m

Rain date on Saturday, September 12, 2020 from 7 p.m. to 9:30 p.m.

**Where:**

Assemble at Reflecting Pool in front of Lincoln Memorial at 7 p.m. for a brief meet and greet.

Metered parking is available on Ohio Dr. SW as well as the parking lot at the Tidal Basin Paddle Boats. The cost is \$2.30 per hour with a three hour maximum (\$6.90 total). Carpools are recommended if you can travel with others in your extended “bubble”. Please bring a mask and anticipate wearing the mask when around others. Please also be patient and remain the recommended six feet away from other visitors.

We hope you can join us!

Tammy Tideswell and Steven Glintz  
Field Trip Coordinators 2020-2021  
Fieldtrips-2020@nvps.org

\* Photographs of the monuments courtesy of NVPS member Steven Glintz. Additional examples and inspiration available on NVPS gallery: [NVPS Monuments at Night](#).



## **October 3, 2020 – Flying Circus Air Show & Hot Air Balloon Festival**

Please join us on Saturday October 3<sup>rd</sup> for an exciting day at the Flying Circus Air Show and Hot Air Balloon Festival. The Flying Circus is the longest running air show in the state of Virginia featuring antique airplanes, hot air balloons, formation flying, aerobatics and wing walking.

**When:** Saturday, October 3, 2020, from 7 a.m. to 3 p.m.

Rain Date – October 4, 2020 from 7 a.m. to 3 p.m.

**Where:** Flying Circus Aerodrome, 5114 Ritchie Road, Bealeton, Virginia

The hot air balloon launch occurs twice daily between 7 a.m. and 9 a.m. and between 6 p.m. and 8 p.m. The airshow runs from 1:30 p.m. to 3 p.m. Members can photograph the antique planes, meet with other members, or have lunch between 9 a.m. and 1:30 p.m. Re-entry is permitted throughout the day once you are ticketed.

The Flying Circus is located 14 miles southeast of Warrenton, Virginia, and 22 miles northwest of Fredericksburg, Virginia. It is off of Route 17. The circus's website can be found at: [Flying Circus](#). Here's the location on a Google map [Flying Circus Aerodrome](#).

Please note cancellations due to inclement weather will be posted on the scrolling banner of the circus's website. Admission fee is \$15. Shady areas might be limited so be prepared with a hat and sunscreen. Food and beverages are available onsite, and outside food and drink are permitted. Restrooms are available.

Please consider carpools with only family members or those within your extended "bubble", wear masks and ensure social distancing of six (6) feet away from other visitors.

**Equipment:** Camera with tripod  
Wide angle, telephoto, and standard lenses  
Polarizers and neutral density filters

We hope that you can join us!

Tammy Tideswell and Steven Glintz  
Field Trip Coordinators 2020-2021  
[Fieldtrips-2020@nvps.org](mailto:Fieldtrips-2020@nvps.org)

\* Photographs of the Flying Circus compliments of NVPS member Kevin Egan.





**November 14, 2020 – Great Falls National Park, Maryland**

Please join us in applying what we learned from September's Education and Training session with Lynn Cates on photographing water as we explore Great Falls, Maryland.

The C&O tow path between the visitor center and the path to the Great Falls overlook offers opportunities to capture wildlife, color, reflections, and more. Landscapes, details, abstracts, and more opportunities are available for what we hope will be peak fall season subjects.

We'll meet and greet outside the Great Falls Tavern Visitor Center restrooms. From there, we'll head South towards Washington, DC along the C&O tow path. There are several trails that branch off the towpath that you're welcome to explore as you practice your social distancing. About 0.3 miles from the Visitor's center is the Olmstead Island Trail that bridges the towpath to the primary overlook. Beware the bridge will bob up and down as pedestrians cross. It's also narrow so take care if you decide put a tripod down on the bridge. Anything you drop is instantly donated to the rocks and rapids below. Additional photographic opportunities are also available within another mile down the path towards Washington. Feel free to explore. Please

anticipate hiking on a compact gravelly path for about 1 mile or more. Bring comfortable hiking shoes and anticipate the cooler weather.

For those unfamiliar with the area, please be advised that sections of the Billy Goat Trail should not be traversed (especially with expensive camera gear) unless you're willing to accept the risks including steep drops and large rock scrambling. Parts of that trail can be considered strenuous and people frequently injure themselves. Also, as of July 3, 2020, this trail has also been designated one way going downstream towards Washington.

Tripods are widely accepted. Please be mindful when staking your spot and maintain your social distancing.



Sunrise is anticipated at 7:25 a.m.

Here are some equipment recommendations:

- A sturdy tripod
- Any and all glass will be useful, however if you want to pick out details of the falls consider a 200mm or longer lens with optional teleconverter. The estimates distance from the overlook to the middle of the falls is about 40 yards.

- Filters are optional, though a polarizer to eliminate glare may come in handy since you'll be shooting perpendicular to the sunrise. Neutral density filters can be used to take long exposures of the falls and moving Potomac waters .

**When:**

Saturday, November 14, 2020 from 7 a.m. to 9:30 a.m.

Rain date is Sunday, November 15, 2020 from 7 a.m. to 9:30 a.m.

**Where:**

We'll assemble briefly at the Great Falls Tavern Visitor Center / restrooms adjacent to the parking lot. If you don't see us there, head south towards Washington, DC until you reach the overlook trailhead. You're certain to run into other members.

Entrance fees increased in January 2020. The current rate per car is \$20. If you walk into the park, the cost is \$10. The fee buys you a permit allowing you to reenter both sides of Great Falls (Maryland and Virginia) for up to seven days from the date issued. America the Beautiful and Great Falls Annual pass holders gain free entry. If you're on the fence about getting an America the Beautiful pass, know that the cost of the Great Falls Annual pass can be put towards upgrading to the America the Beautiful pass.

Carpools are recommended to save you cash provided you can travel with others in your extended "bubble". Please remember to bring a mask and anticipate wearing the mask while around others. Please also be patient and remain the recommended six feet away from other visitors.

We hope you can join us!  
Tammy Tideswell and Steven Glintz  
Field Trip Coordinators 2020-2021

Fieldtrips-2020@nvps.org\* Photographs courtesy Stan Bysshe. Additional examples and inspiration available on NVPS gallery. [Great Falls Gallery](#)

## **McKee-Besher Field Trip**

Several NVPS members made it to the McKee-Besher Sunflower Field Trip in July. Check out some of the images made.



George Bradshaw



Jack Ledgerwood



Jim McDermott



Rena Schild



Tammy Tideswell

September is time to renew your NVPS membership. The 2020-2021 NVPS season begins on Tuesday, September 1, 2020 via ZOOM with a talk by NVPS's friend Nikhil Bahl.

Early payment identifies you as an active member of NVPS and allows us to better serve your needs.

Membership dues for the 2020-2021 year are as follows:

- Individual     \$55.00
- Family         \$75.00
- Student        \$20.00 (must be full-time student)

There are two forms of payment.

- **Check:** Make check payable to NVPS. Please mail to our Treasurer,
- Tom Brett, c/o NVPS, 4216 Wynnwood Drive, Annandale, VA 22003. Please include the membership form available on the NVPS website [[nvps.org](http://nvps.org)] [under "Join"]
- **PayPal:** use the link on our website: [NVPS Pay Dues](#) .

Please note we give members who compete in monthly competitions a grace period to pay their dues. For those competing in the September 15<sup>th</sup> competition, the grace period ends October 1. Please note that awards and points received in the September competition will be removed for members who have not paid their dues by October 1<sup>st</sup>.

NVPS has two Facebook pages – one public and one private. Click here for the [Public FB Site](#). If you are a NVPS member you may join the join the NVPS private group. Search on Northern Virginia Photographic Society Social Group or click on [NVPS Social Facebook](#) and request to join. Members post everything from their photos to interesting articles on photography to requests for recommendations. You will find the group informative and fun!

## Treasurer's Report

---

During the last NVPS club year, 2019-2020, Board member expenses were kept within the budget.



Annual expenditures during [COVID-reduced] 2019-20 were:

- \$3,640 for the meeting hall rental at Dunn Loring Volunteer Fire and Rescue Department [the club's largest annual expense];
- \$1,000 for monthly Competition judges honoraria, \$164 for meals and \$328 for about 3 years of monthly ribbons;
- \$582 for End of Year {EOY} Competition ribbons, trophies, plaques, and certificates;
- \$800 for Programs speaker honoraria and \$159 for meals;
- \$500 for liability insurance;
- \$746 for Zoom fees, Membership & Board supplies, funeral florals, PSA membership & miscellaneous; and,
- \$628 for about 3 years of Spudz as gifts for speakers and judges.

Total expenses for the 2019-2020 NVPS year were \$8,542.

The EOY Banquet was cancelled & no new equipment purchases were needed for laptop or digital image projection.

Income from Membership dues was \$10,191. The coffee fund and sale of Spudz micro-cloths contributed \$225.

The NVPS bank account balance on 22 June 2020 was \$12,217, which will increase as dues payments are received in Aug. through Oct.

Tom Brett  
NVPS Treasurer



## Mentor Program

---



The core mission of NVPS is to provide for the education and training of our members so we can all become better photographers. The NVPS Mentor program links highly proficient club members who are willing to act as mentors with club members who would like assistance in particular aspects of photography. Topics include improving understanding of your camera's controls and menus; photographing various subjects, e.g., landscape, travel, nature wildlife, macro/close-up, or portraits; use of processing software; and, printing and matting. We can also arrange for mentors to review your images and suggest ways they can be improved.

The NVPS Mentor Program will continue along the lines of its current structure with Bill Millhouser and Stan Bysshe as co-managers. Given that NVPS meetings and most other Club activities will be virtual in nature rather than in-person this Fall, we will rely on the use of online tools such as Zoom or Face Time to facilitate the mentoring process.

Please contact us at *mentor-2020*"at"*nvps.org* if you would like to learn from one of our mentors or have any questions about the program. We look forward to linking you with the mentor who is best suited to meet your needs.



Thank you,  
Bill Millhouser and Stan Bysshe  
NVPS Mentor Program Co-Managers

## Camera Insurance

---

Most of us have a substantial investment in our camera equipment. A camera body plus a few lenses, filters, and a tripod can quickly add up to several thousands of dollars. Replacing equipment lost by theft or damage can be very expensive. How do you protect your equipment from loss or damage? Do you or should you carry insurance on your camera equipment?

*Insurance is a means of protection from financial loss. It is a form of risk management, primarily used to hedge against the risk of a contingent or uncertain loss.*

Homeowner and renter insurance policies covers loss due to theft, fire, water damage and other risks. Car insurance may also cover some losses. These types of policies normally have some type of deductible. If you have a \$500 deductible and lose a \$1,000 lens the insurance company may only reimburse you \$500. This does not take into depreciation on the equipment. If, for example, the equipment is several years old the insurance company may only compensate you \$200. Insurance companies may offer you full replacement cost coverage. Of course you will pay a premium for full replacement cost coverage. However, homeowner, renter and car insurance normally don't cover equipment damage, such as damaging a lens by dropping it.

Insurance companies usually permit you to put camera equipment and other valuable items on a "rider" or "schedule". For example, you may want to insure family vintage jewelry. The schedule lists the specific items you want to insure. The insurance will usually want you to provide information such as serial numbers and original invoices. You can add or remove equipment over time. You will pay a premium for this schedule coverage.

Insurance companies may also want to know if you use your equipment to generate revenue. In this case premiums could be higher or you may need a different type of policy. Only your insurance company knows.

An alternative to using your homeowner, rental or car insurance is to get coverage from a photography organization where you are a member. NANPA, North American Nature Photography Association offers insurance coverage.

Please be aware insurance companies are in business to make money. Like other NVPS members I've heard from I've needed to make several claims for lost or damaged equipment. I've had the insurance company actually replace the equipment or send me money. I recently dropped and damaged a lens costing around \$1,200. I put in a claim over the phone and was sent money to buy a new lens. I purchased the lens and sent my insurance company a request to remove the old lens from my schedule and add the new one. They refused to add the new lens, as this was my second claim in the last three years. They told me I could add new equipment until about 2022.

And don't forget about protecting your image processing equipment – your desktop computer, monitor, laptop, external disk drives and network-attached storage. Like cameras and lenses this equipment is not cheap. Homeowner's policies will cover some losses but you should check with your insurance company.

Last, but no less important, you have a big investment in your images. Remember to periodically and regularly backup your images.

In summary:

- Keep an inventory of your equipment with equipment name, purchase date, purchase cost
- Keep equipment receipts
- Understand what your insurance policy covers and does not cover
- Backup disk regularly
- The unexpected happens so be prepared before the fact

---

## Photography Close to Home

---

The DMV – Washington, Maryland, Virginia – region has a wealth of interesting places to visit and photograph. Some are well known to most everyone while others are hidden gems. Long time NVPS members are familiar with many places while members new to the region like to get out and explore.

Starting with this issue of FotoFax we will be featuring a “special place” you may want to explore. In the past some of these places have been destinations for an NVPS Field Trip while others are regular stomping grounds for members.

This month David L. Crooks, a member of the NVPS web team, shares one of his favorite places – Huntley Meadows Park in Alexandria.



Huntley Meadows Park is one of my most favorite places to visit and photograph as the variety of wildlife is amazing. Located in Alexandria, Virginia, Huntley Meadows Park is the largest park operated by the Fairfax County Park Authority with 1,452 acres (588 ha). There are over 10 miles (16 km) of maintained and informal trails. I began my visit at Huntley Meadows from the Lockheed Drive entrance. It starts with a great forest with ferns and nesting birds to the boardwalk. This boardwalk allows you to walk out into the marsh area to see deer, foxes, many types of frogs, snakes, and varying sizes of turtles including snapping turtles (*Chelydra serpentina*) that are over 12 inches (30.48 cm) in diameter. I have spent many hours watching a variety of birds like Great Blue Herons, Little Blue Herons, Green Herons, Great Egrets, Snowy Egrets, Red-Winged Blackbirds, several types of sparrows, warblers, swallows, and ducks like Wood Ducks, Northern Pintail, and Northern Shovelers.

There is another entrance on the other side of the park called “Hike and Bike Trail” which starts at S. Kings Highway parking lot near Telegraph Road. From this parking lot, the trail takes you through the meadows for 1.2 miles (1.93 km) to arrive at the observation deck that overlooks the wetlands. (Excerpted from the forthcoming book: *The Virginia Beltway Photography Meetup Group Guide Book: Places to Photograph - Around Northern Virginia 495 Beltway, Maryland, and Washington, DC* by David L. Crooks)

NVPS's own Stan Bysse has had a cover photograph on Outdoor magazine from Huntley Meadows Park. The 2019 Audubon Photography Awards was of a Red-winged Blackbird (*Agelaius phoeniceus*) photographed at Huntley Meadows Park by Kathrin Swoboda. I have won awards of photos taken at Huntley Meadows Park in NVPS competitions. In the 2018-2019 Year, I received two awards for photos that I took at Huntley Meadows Park. Also, in the 2017-2018 Year, I won first place for a photo of a sunset at Huntley Meadows Park shown below.

Here's a Google map to get you to Huntley: [Huntley Meadows](#).



**Huntley Meadows Sunset by David L. Crooks**

## Mid-Atlantic Photo Visions

---

Mid-Atlantic Photo Visions (formally known as Nature Visions) will hold its annual photography competition this year despite needing to cancel the full exposition normally held in November due to the Covid-19 pandemic.

NVPS is one of eight member clubs making up Mid-Atlantic Photo Visions. As a member of NVPS you may enter images into the

MAPV yearly photography competition. Additionally you receive a discount to the annual MAPV exposition usually held in November. The annual exposition brings in speakers from around the country, and sometimes the world, who talk and conduct workshops on many aspects of photography and the photographic process.



The photo competition this year has been expanded to include more photography genres. The Nature division will continue to accept entries and make awards in the following categories:

- Birds
- Wildlife
- Macro/Close-up/Other
- Water
- Landscapes
- Flora other than macro

The Photo Art division now has the following categories:

- Architecture
- Abstract
- Documentary/Street
- Still Life
- Sports/Action/Adventure
- Other

Please be sure to read and understand the entry requirements and explanations of the different photography categories. This may be found at [Nature Rules](#) and [Photo Art Rules](#). Click here for complete information on [Mid-Atlantic Photo Visions](#).

Uploading of images to the 2020 Mid-Atlantic Photo Visions began on August 17. To be eligible to enter images you must be a Club member in good standing, i.e., be current in your membership dues, by **September 11**. If you are a new member,

please contact Roger Lancaster at [roger@thelancasters.us](mailto:roger@thelancasters.us) before you submit your images. To make sure you qualify, Roger Lancaster will compare our list of paid members against the submissions he receives.

Here is the competition schedule for the 2020 competition:

- August 2020
  - August 17 – Image upload area opens for submitting
- September 2020
  - September 11 – Deadline to re-submit rejected images
  - September 18 – Final deadline for image submission
  - September 19-22 – Final image review
  - September 23 – Judging begins
- October 2020
  - October 7 – Judging ends
  - October 8-9 – Stats collection
  - October 10 – Accepted images announced
  - October 11-18 – Online image setup
  - October 19-25 – Peoples Choice voting
- November 2020
  - November 7 – Winners announced

Roger Lancaster  
NVPS MAPV Representative

## Willing Warriors Project

---



The Willing Warriors project has resumed after a four-month hiatus due to the Corona Virus. The facility was shut down until the middle of July but is now reopened for use by veterans. The shutdown prevented installation of a few photos I still had until now. I'm glad to report that the images from Brenda Wilson and Leslie Landerkin have now been installed.

The Willing Warriors staff told me that the photos garner rave reviews from the visiting veterans. Everyone seems to enjoy them.

Additional images are still desired. There are four or five more rooms at the Penfeld house that have walls for more photos. Single framed images should be at least 11x14 (in 16x20 frames). Groups of images are also welcome, with images of 8x10 (in 11x14 frames). Very large images are most welcome. Since the veterans come from all over the country, images of natural and urban landscapes as well as ocean, lakes, rivers and canyons from anywhere in the United States are needed. NVPS members are encouraged to donate as many images as they would like.

If you have photos ready to hang, please contact me to arrange for a pickup. Also, please send me jpegs of the images for use in the catalogue that I am creating of all the installed images. The catalogue will be left in the house for visitors to identify who the photographer is, where the image was taken.



You can contact me at: [Jsnsnshmr.ww@gmail.com](mailto:Jsnsnshmr.ww@gmail.com)

Prior to the pandemic shutdown, I was working with the staff to schedule an open house for our members. This is still being discussed to occur when group meetings can reconvene.

Thank you all for your participation.  
Jim Sinsheimer



## Member Awards

---

NVPS members have been busy creating photographic images, submitting them to shows and getting accepted. Congratulations !

Michele Dandre wrote telling us she won 3<sup>rd</sup> prize in the 2020 Chesapeake Bay Foundation Photo Contest for her image of “Running the Falls”.




Kathryn Mohrman has been busy being accepted in several shows:

- MD Federation of Art online gallery: *Stairway*.



- MD Federation of Art American Landscapes exhibit: *Acadia Sunrise*



- Art League (Alexandria) August Open exhibit: *Kyrgyzstan Eagle Hunter* (this image was also exhibited in "Faces" at the Art Barn in Gaithersburg)



- MD Federation of Art online gallery: *Two Dancers*



Wayne Guenther was awarded an Honorable Mention at the Maryland Federation of Art Summer Member Show, July 16-August 9, 2020, in Annapolis MD. Taken in Camaguey Cuba on a Santa Fe Photography Workshops tour, lead by Nevada Wier.



**Georgette Grossman** had her image, *Junk Drawer*, juried into the Open exhibition this August at the Art League Gallery, 105 North Union St., Alexandria, VA. Nancy Daly juried the show.



Leslie Landerkin write she had four images accepted into shows:

"Against a Roiling Sky": Artist Choice 2020 at Foundry Gallery, Washington, DC



"Eyes Through the Niqab": 6th Annual Allegany National Photography Competition in Cumberland, MD



"Fallen Branch or Art Installation":  
Art League's August exhibit and was  
awarded an honorable mention



"Marsh Plants 2": Bower center 8th  
Annual National Juried Exhibition in  
Bedford, VA



## Your Covid-19 Activities

---

The Covid-19 Pandemic to say the least has impacted our way of life and how we approach our photography as we work to stay safe with social distancing and wearing protective gear (e.g., face masks).

We asked NVPS to tell us what they've been doing the last six months during the pandemic. Here are some responses.

Bob Friedman spent his "covid time" driving around D.C. looking for views of the U.S. Capitol. It is amazing how many locations there are where you can see the Capitol dome. His current set of images can be found at [Bob Friedman Photography](#).

Todd Key cancelled his cross-country trip and turned to taking pictures of Osprey and Great Blue Heron!

Len Johnson spent his time at home deleting photos from his Lightroom catalog and hard drive to recover space. Len also added photos to his online accounts at Adobe and Flickr sites with the hope of selling a few photos to help pay for a new piece of equipment. You can his images at [Len @ Adobe](#) and [Len @ Flickr](#).



Jack Dausman was temporarily granted household permission to retrofit his garage into a pop-up studio. He traded family portrait prints for donations to FoodForOthers.org. It was a win-win with about 500lbs provided. Check out Jack's images at [Jack's Photography](#).

Ann Sigafos sent us the Bee Gees music video Stayin' Alive. Seems appropriate in these trying times. [Stayin' Alive](#).

Sidney Stone went for walks in his neighborhood and parks avoiding people as he took pictures often focusing on ordinary things he would often just walk by such as street alleys or clutter in a gutter. Of course Sid and his partner Jo spent six weeks traveling west in an RV.

Wayne and Judy Guenther have stayed close to home, venturing out only once since mid-March. We went to a "Meet Up" small group photo shoot with Don Rosenberger (and NVPS member Kathryn Mohrman) at the Waterside Woolen Mill in Woodbury, PA. This old mill was closed for a long time but started up small production on original machinery in the three story facility. It made for some interesting compositions.

## Workshop Offerings

---

Speakers and competition judges for NVPS are offered the opportunity to have notices about up-coming tours and workshops in *FotoFax* for **two years** after the date of their NVPS program.

### Kristi Odom & Darren Gustaveson

Kristi and Darren are also passionate educators that are focused on the personal development of all who travel with them. Their lessons include topics ranging from voice development to advanced camera techniques. Through Four Corners Workshops Kristi and Darren are currently offering exciting adventures over the next year. **Conservation in The Amazon 2020:** Travel to the Bolivian Amazon to learn about conservation while staying in a wildlife sanctuary which houses over 700 rescued animals and 60 different species. From there, travel to the Amazon to experience wildlife in their natural habitat and learn about trafficking and conservation efforts. **An Adventure Through New Zealand:** Travel around the South Island and experience wildlife like the acrobatic dusky dolphins and the friendly sea lions. Then play around with landscape photography capturing some of the most epic scenery in the world, to name one, the famous Milford Sound. This adventure has a little of everything and a lot of photo opportunities. Visit [fourcornersworkshops.com](http://fourcornersworkshops.com) or sign up for our newsletter for more information.

*For more information and to learn about more adventure opportunities, please visit:  
<https://www.fourcornersworkshops.com/adventures>*

### Denise Silva

**Denise Silva** has often judged and been a presenter at NVPS. She operates Road Runner Photography Tours. For information on their latest tours and workshops, please visit their web site at <http://roadrunnerphotographytours.com>

### Nikhil Bahl

**Nikhil Bahl** was our End-of-Year judge for 2016-2017 as well as Program Speaker in November 2015 and November 2016. He offers a variety of workshops and coaching events. For more details with his latest workshop updates, visit: [www.NikhilBahl.com](http://www.NikhilBahl.com)

### E. David Luria

A member of the Society of Photographic Education, **E. David Luria** is founder and director of the Washington Photo Safari, through which he and his team of eleven professional photographers have trained over 32,000 clients on 4,700 photo safaris since 1999 in the techniques of travel and architectural photography. Washington Photo Safari is offering more than 25 technical skills initiatives this year. For more information on their various offerings, check their web site at [www.WashingtonPhotoSafari.com](http://www.WashingtonPhotoSafari.com)

**Roy Sewall**

Roy Sewall was our Judge in February 2018 and was our Program speaker in May 2017. Roy offers both private and group instruction to novice and intermediate photographers, and in 2014 became an instructor for the Capital Photography Center. Find out more on Roy's website: <http://www.roysewallphotography.com/iWeb/Home.html>

**David Blecman**

David Blecman, a member of the Professional Photographers of America, is an internationally recognized photographer and instructor, having taught in over a dozen countries to photographers, models, and makeup artists. He was our judge in October 2015 and April 2017 and a Program speaker in April 2016. David's website: <http://posneg.com/>

**Don Rosenberger**

Don has been a regular presenter at NVPS. He started a new Meetup. Check it out at <https://www.meetup.com/Fairfax-DC-Metro-Area-Photography-Meetup/>