



# Fotofax

The Newsletter of the Northern Virginia Photographic Society

## Monthly Program

### Mar. 6 Program Meeting with Alan Sislen "Creating Panoramas"

**Alan Sislen** is a fine-art photographer living in Bethesda, Maryland. He specializes in color landscape photography, but also enjoys the graphic nature of black and white photography, especially infrared images. In 2001, Alan sold 35 years of accumulated film-based cameras and lenses, all of his darkroom equipment and began immersing himself in the realm of digital photography. Although his equipment is state-of-the-art, his photographic style and technique are traditional. Landscape photographic subjects, both expansive scenes as well as intimate landscape shots, are his primary focus.

When using the computer to "process" his images, digital manipulation is kept to a minimum. The boundaries of his digital processing are not dissimilar to what the very best darkroom technicians might use, although the computer has certainly provided far greater image processing flexibility and precision. His final prints are his best recollection of the scene at the time the image was taken.

For Alan, the photographic print is a critical component in communicating to the viewer what motivated him to press the shutter. He does all of his own printing, utilizing archival photographic matte papers and printers using archival, pigmented inks. These papers and inks are known for their longevity.

His greatest influences have been those with whom he has studied, including **Charlie Waite**, the well-known British landscape photographer, widely published former National Geographic photographer, **Bruce Dale**, digital expert **Eliot Cohen** and **John Paul Caponigro**.

Alan's work is in a number of corporate and private collections. His work has been selected and exhibited in group shows at the Fraser Gallery, Strathmore Mansion, Glenview Mansion, Multiple Exposures Gallery, and at the Covington & Burling law firm.

His photographs can be seen at his studio/gallery in Bethesda, Maryland, on his website at [www.AlanSislenPhotography.com](http://www.AlanSislenPhotography.com), and at the Multiple Exposures Gallery at the Torpedo Factory Art Center in Alexandria, Virginia, where he was juried to be an Associate Artist.

You are welcome to join the speaker before the club meeting at Chili's at 6:00 P.M. for dinner. If you will be attending, kindly inform **Scott Musson** prior to the 4:00 P.M. on Tuesday Mar. 6.

**Scott Musson**, VP of Programs  
[smusson@mindspring.com](mailto:smusson@mindspring.com)  
703-278-2828

## Inside

Next Competition Judge	Page 3
Field Trips	Page 4
Members' Gallery	Page 6
Forums	Page 6
Members' Activities	Page 6
Workshops	Page 7
Competition Results	Page 8
For Sale Items	Page 9
NOVACC	Page 11
Exposure Compensation Chart	Page 18

## NVPS Calendar

03 Mar.	Field Trip
06 Mar.	Program
13 Mar.	Workshop
18 Mar.	Field Trip
20 Mar.	Competition
27 Mar.	Forums
27 Mar.	Members' Gallery
03 Apr.	Program

**All Program, Competition, and Forum meetings start at 7:45 p.m. Workshops may start earlier as planned.**

**"The aims of the Northern Virginia Photographic Society shall be the enjoyment, mastery, and furtherance of photography through cooperation, effort, and good fellowship."**

## NVPS Executive Board 2006-2007

### Elected Officers:

President	<b>Sam Schaen</b>	703-560-8365
VP Programs	<b>Scott Musson</b>	703-278-2828
VP Competitions	<b>Tom Brett</b>	703-642-1595
	<b>Brian Payne</b>	703-435-7343
Treasurer	<b>Fred Chitty</b>	703-493-8530
Secretary/Historian	<b>Judy McGuire</b>	703-978-3759
Past President	<b>Ralph Edwards</b>	703-878-2882

### Appointed Members:

FOTOFAX Editor	<b>Erwin Siegel</b>	703-960-6726
Digital Competition	<b>Matthew Schmidt</b>	703-975-6342
Database Mgr	<b>Bob Friedman</b>	703-978-7937
Field Trips	<b>Paul Simmons</b>	703-912-4862
Exhibits	<b>Camille Lamoureux</b>	703-532-5375
Forums	<b>Mary O'Neill</b>	703-548-8669
Workshops	<b>Bill Prosser</b>	703-821-2670
	<b>Minnie Gallman</b>	703-356-0856
Membership	<b>Willa Friedman</b>	703-978-7937
Website Mgr	<b>Philip Moore</b>	703-207-0120
Equipment Mgr	<b>Glenn Bernstein</b>	703-455-6053
Meeting Facilities	<b>Andy Klein</b>	703-641-0845
Members' Gallery	<b>Sandi Croan</b>	703-631-4181
PSA Representative	<b>Tom Hady</b>	703-569-9395
NOVACC Rep	<b>Corey Hilz</b>	703-473-4618
Meadowlark Rep	<b>Willa Friedman</b>	703-978-7937
Arts Council of FC	<b>Susan Meyers</b>	703-354-8075

*FOTOFAX is published 10 times a year from September through June for the members of NVPS. All rights are reserved. NVPS is a non-profit organization dedicated to the advancement of education and enjoyment of photography. NVPS is affiliated with the Photographic Society of America (PSA), The Arts Council of Fairfax County (ACFC), and the Northern Virginia Alliance of Camera Clubs (NOVACC). Reprinting an article from Fotofax is allowed as long as credit is given to this newsletter as the source.*

*While NVPS's FOTOFAX primarily serves to inform members of club activities, it also publishes the NOVACC events calendar and other announcements of interest to members. FOTOFAX encourages members to send in articles, .jpg photographs, activities, opinions, awards won, and Letters to the Editor. The best way to submit articles is to "e-mail" them to: [NVPSEditor@AOL.COM](mailto:NVPSEditor@AOL.COM)*

*NVPS is associated with:*



**PSA** Photographic Society of America  
**and NOVACC**  
 Northern Virginia Alliance of Camera Clubs

## Dunn Loring Fire Station Meeting Place This Season

We'll be meeting in the Dunn Loring Fire Hall on Gallows Road, in Vienna, VA for the near future. Please keep an eye open for other possible meeting spots centrally located between Springfield and Falls Church. If you find a place that is of interest please contact **Andy Klein**. Directions to our current meeting place are:

Going north on Gallows Road, turn left just at the entrance to the fire station onto Wolf Trap Road. If driving south on Gallows Road, turn right on Wolf Trap Road. Drive about 100 feet to the back of the station and there is parking in the lot or on the street. Entrance to the hall is from the lot at the back of the firehouse. Please check out spots near your home if you're located in the areas mentioned above.

**Fotofax** is accompanied by occasional e-mails that pass on information that would not be timely if it waited until the next newsletter. These are tagged in the Subject line as "NVPS" so you can distinguish them from junk/spam. The mass e-mail list for sending the newsletter is the same list that is used for getting notices to the membership. For the few with an e-mail address who get the newsletter in hard-copy, you'll still receive **Fotofax** during the last week of the month. You may delete it, or think about going the online route and dropping the hard-copy.

### E-Mail Addresses of Board Members

<b>Sandi Croan</b>	<b>Pashli@aol.com</b>
<b>Bill Prosser</b>	<b>ProsserWM@aol.com</b>
<b>Minnie Gallman</b>	<b>pggallman@verizon.net</b>
<b>Philip Moore</b>	<b>pdm@pobox.com</b>
<b>Bob Friedman</b>	<b>bob-f@cox.net</b>
<b>Willa Friedman</b>	<b>willaf@cox.net</b>
<b>Camille Lamoureux</b>	<b>exhibits@nvps.org</b>
<b>Sam Schaen</b>	<b>Schaen@mindspring.com</b>
<b>Scott Musson</b>	<b>smusson@mindspring.com</b>
<b>Paul Simmons</b>	<b>PWSimmons@msn.com</b>
<b>Tom Brett</b>	<b>TomBrettPhoto@cox.net</b>
<b>Erwin Siegel</b>	<b>NVPSEditor@aol.com</b>
<b>Fred Chitty</b>	<b>ChittyFC@bp.com</b>
<b>Matthew Schmidt</b>	<b>naquandary@gmail.com</b>
<b>Glenn Bernstein</b>	<b>GBernstein@aol.com</b>
<b>Andy Klein</b>	<b>Andrew.Klein@mercer.com</b>
<b>Judy McGuire</b>	<b>JKMcGuire@cox.net</b>
<b>Tom Hady</b>	<b>Thady@att.net</b>
<b>Corey Hilz</b>	<b>corey@coreyhilz.com</b>
<b>Brian Payne</b>	<b>BPayne45@yahoo.com</b>
<b>Susan Meyers</b>	<b>Susan22041@cox.net</b>

## Next Competition Judge

### **Competition Judge, Mar. 20, 2007, Beth Haney**

**Beth Haney** is a photographer/ artist who also worked in the graphic design field for many years. She was part of an award winning team that was featured in Communication Arts and also had her own design business.

Today, Beth works entirely from her own photographs, and uses Photoshop to produce fine art collages. Using her photographs as sources, she composites the images and prints them using archival inks on fine art paper. She produces a series of images that can stand-alone or be viewed together to portray a story.

Beth has exhibited widely in the Washington metro area. She recently moved and now lives and works in Jefferson County, WV—the ninth generation of her family to live there. Beth's web site is:

<<http://www.bethhaney.net/home.html>>

Please join us for dinner at Chili's at Tyson's on Mar. 20 at 6:00P.M. and inform Tom Brett.

**Tom Brett**

**Co-VP Competitions**

<[tombrettphoto@cox.net](mailto:tombrettphoto@cox.net)>

**703-642-1595**

## Digital Competition Note

Please check the NVPS website for all info on the Digital Entries on Competition night. The images for competition have to be delivered through the NVPS website located at: <http://nvps.org/> clicking on the Competitions link on the left of the page, and then clicking on the Digital Projection Competition Information and Upload link. There are detailed instructions on how to upload files on the website. You can receive assistance from **Phillip Moore** at [pdm@pobox.com](mailto:pdm@pobox.com) or **Matthew Schmidt** at [mgs@loreleistudios.com](mailto:mgs@loreleistudios.com)

## Editor's Last Issue in June 2007

For sure, this will be my last season as **Editor** of FOTOFAX. My last issue will be June 2007 and that will be 9 years. We want to install a new computer and learn its operating system and programs. With that in mind it would be impossible to do the newsletter at the same time. We would not rule out coming back in a few years. If someone would like to consider the job of Editor, we can help train you.

**The Editor**

## Competition Reminders

New competition rules were passed on Apr. 5, 2005 and go into effect starting with the Sep. 2005 competition. The new rules are available for review on the NVPS web site. The Competition Theme Committee chose competition themes for the next two years. These competitions will be timed competitions, where the original image capture must have occurred within 2 years of the competition date. Please note that extra effort has been made by the workshop and field trip chairpersons to coordinate their activities with the upcoming competition themes.

This year we'll have jointly themed & timed competitions. One is "Motion" on Apr. 07.

### **Themed Competitions left in 2007**

**1. Motion (Apr. 07)** - An image that depicts motion, action and/or movement using different photographic techniques, like slow shutter speed, panning, zooming, stop action, etc. Water may NOT be the main subject of the competition.

For a good competition experience for all, please follow these guidelines:

All competition submissions MUST be checked in before 7:45 P.M. (earlier is better) to assure your photos are included in the competition. Mats for prints can be no larger than 20" vertical x 40" horizontal, and must not fall apart, or have any potential to damage other prints. The back of the print must have your name on it, a title of the print, and an arrowing pointing "up." No names and titles allowed on the front (none). Mark slides in the lower left corner with an easily seen spot to indicate how the image should be projected, and put your name on the backside of the slide mount, and a title. Refrain from making comments & **turn your cell phones off** or on vibrate during a competition class, or any other meeting. It is the responsibility of the entrant to bring all doubtful or questionable entries to the attention of the Vice President for Competitions before a competition begins.

Even with the addition of the Digitally Proj. Images category, you still may only submit up to 2 entries in any category. Nine members have been promoted from novice to advanced as a result of their competition success last year; congratulations for their hard work. There remain 4 novice competition classes.

**Tom Brett, VP Competitions**

## Field Trips

### Alexandria's St. Patrick's Day Celebration & Parade

**Date: Mar. 3 at 9:00 A.M.**

Rain/Snow date Mar. 10

Location: King Street Metro Station

This year's Alexandria St. Patrick's Day Celebration & Parade begins with a Classic Car Show, followed by a Dog Show, and culminating in the Parade along Old Town Alexandria's King Street. The parade activities will provide plenty of opportunities to collect "motion" images for April's themed competition.

#### Parade & Celebration Schedule

9:00 am – Meet at the King Street Metro Station

10:00 am – Classic Car Show: North Pitt Street between King St. & Cameron St.

11:00 am – Dog Show: Market Square at the corner of Royal & King Streets

12:30 pm – Parade: Along King St. begins at West St. & travels to Fairfax St.

The parade's website can be found by following the link: [www.ballyshanners.org](http://www.ballyshanners.org)

A map of the events locations can be found at:

[www.ballyshanners.org/content.aspx?page=2&section=1](http://www.ballyshanners.org/content.aspx?page=2&section=1)

We will be meeting at the King Street Metro Station at 9:00 am. Bring warm clothes and be prepared to walk. It is a mile from the metro station to the car and dog shows. The staging areas are very close to the metro station. Also, it would be a good idea to bring some snacks.

In the event of inclement weather, the make up date is Saturday, Mar. 10. The Parade Chairman will make the decision to postpone, if necessary, no later than noon, Mar. 2. Information will then be posted on the parade's website and on their hot line, 703-237-2199. Also, if it is postponed, I'll send an e-mail notice to everyone who is signed up.

You can sign up at club meetings, e-mail me at [pwsimmons@msn.com](mailto:pwsimmons@msn.com) or call me at 703-912-4862. Be sure to supply your e-mail address and phone number on the sign-up sheet so I will be able to notify you of changes.

**Paul Simmons, Field Trips Chair**

#### Self Improvement Field Trips

Green Spring Gardens Park, Alexandria. The remaining sessions will be held on the third Sunday of the month at 8:00 a.m. The objective is to improve our photographic vision. We will be learning to recognize and use the building blocks of visual design to better our images.

**Freeman Patterson's** book, "Photographing The World Around You" (A Visual Design Workshop) will be our reference (\$14.30 at Amazon.com; also available at most bookstores). These monthly assignments will follow the flow of Freeman's book:

**Mar. - Dominance**

**Apr. - Proportion**

**May - Rhythm**

In addition, several of this year's Workshops and/or Forums will address the use of visual design elements in "building" better images. As a check of how well you have mastered the monthly assignment, **Ed Funk** has offered to critique several of your images each month. This will be a web based critique – details will be provided later.

To get to Green Spring Gardens Park: from I-395 take Exit 3B, Little River Turnpike West, travel 1-1/4 miles to Braddock Road. Turn right onto Braddock Road and drive 2/10 of a mile and then turn right onto Witch Hazel Road. The park's web address is [www.co.fairfax.va.us/parks/gsgp](http://www.co.fairfax.va.us/parks/gsgp)

You can sign up at club meetings, e-mail me at [pwsimmons@msn.com](mailto:pwsimmons@msn.com), or call me at **703-912-4862**. Be sure to supply your e-mail address and phone number on the sign-up sheet so I will be able to notify you of changes.

**Paul Simmons, Field Trips Chair**

#### Tentative Field Trip Schedule 2007

Mar. 3 St. Patrick's Day Celebration, Alex.

(Motion themed competition for Apr. competition)

Mar. 18 8:00 a.m. Self Improvement Field Trip\*

Apr. 15 8:00 a.m. Self Improvement Field Trip\*

Apr. 19-22 Great Smoky Mountain National Park

May 05 Virginia State Arboretum

May 18-27 Alliance Caribbean Cruise

May 20 8:00 a.m. Self Improvement Field Trip\*

**\* All Self Improvement Field Trips are held at Green Spring Gardens Park**

## The Digital Darkroom

### Getting on the Digital Bandwagon

**Embracing the new technology:** Electronic Imaging is the most dynamic change taking place in the industry today. It will not totally replace conventional photography; not yet at least. But the quality of computer images continues to improve every year.

Photographers should embrace electronic imaging and learn as much as possible about it. They cannot ignore computers because the technology is not going to go away. You'll be left out in the cold if you're not familiar with computer imaging to some degree. At least understand what it can do. Some of the die-hards will probably say that they don't need it, don't have the interest, or equipment to do it, or think it's dishonest. Don't forget the manipulations they've been doing for years in their darkrooms with burning, dodging, sandwiches, textures, solarization, bas-relief, etc., which now can be done with the computer and a few filters in Photoshop.

We have to change with the times and digital imaging is going to be a part of our future. At the absolute least, photographers should understand it and be aware of how it all fits together in the photographic process.

How can you as a photographer get started into digital imaging—get the best computer system you can afford, learn it as fast as you can, take some classes, do a lot of reading, ask a lot of questions, join a Workshop, etc.

#### Reasons For Using Electronic Imaging:

The following are some benefits that photographers may realize from DI (Digital Imaging).

**Time:** Immediacy is the biggest advantage of computers. Photographers can use computers to finish a job in 2 or 3 hours that would take days the old way. An impossible task with conventional methods. You can produce prints from electronic files in just minutes using any one of the many digital printers on the market. You have more control over the results, and do not have to depend on an outside lab. Digital cameras can save time by eliminating the development and printing process. Results can be viewed instantly and photo manipulation is completely under your control.

**Money:** You can save money by eliminating direct and indirect costs relating to developing, printing, retouching, and print finishing of photographs.

**Environment:** Electronic imaging poses less threat to the environment because there are no chemicals or silver being washed down the drain.

**Archiving:** Computer disks are easily archived, highly portable, very compact, and inexpensive. Electronic image data is stable for at least 30 years as magnetic media and can be extended every 30 years by copying the file. Your photographs can truly last forever. They don't have to fade away in 100 years. Just imagine it, your photographs could now be seen hundreds of years from now.

**Transmission:** Electronic images can be transmitted instantly via standard telephone lines. Transfer photos to other friends, family, photographers, stock agencies, art directors, anyone needing your photos quickly.



**Instant Gratification:** You are able to see the results almost as soon as a photo is captured with a digital camera. Digital cameras are expensive, so most of us may have regular prints and slides scanned into the computer, or have them transferred to a photo CD for input. Image modifications made on the computer can also be seen immediately.

**Control & Independence:** Electronic imaging provides the photographer with the means to completely control all aspects of the photo. You handle everything from shooting the picture, manipulating it, and then making the print. Electronic capabilities make the photographer less dependent on outside services.

**Manipulation:** Photographs can be more easily enhanced than by traditional methods. Computers enhance creativity making retouching quick and easy.

**Production:** Using traditional means, it would require almost a week to prepare an image for graphic arts printing. With direct digital capture, even the scanning step is eliminated, and the photo can be dropped into a page-layout right on the computer.

**Media Conversion:** Using digital methods, you can generate internegatives, duplicate slides, and get slides from negatives while maintaining, and even improving the quality. At the same time, you are able to adjust the contrast, brightness, color balance, highlights, and shadows in your photographs. The flexibility and quality gained with digital photography allows you to better serve the growing needs of your clients, customers, family, and friends for your photographs.

**Off the Internet, and updated by the Editor**

## Members' Gallery

### Ursy Potter - Prints

**Ursy Potter** joined NVPS three years ago and found her home. She says that she was thinking it would be interesting to see where she began, and the roads she has taken in these three years. Her main interest remains photographing the human comedy.

### Ed Ruggiero - Digital Projection

**Ed Ruggiero** joined the NVPS club two years ago. He says that he has learned so much about the art of photography that when he reviewed hundreds of photos that he had taken years ago, he could not find one that he now feels satisfied with. He only wishes that he had joined the club 30 years earlier! He enjoys taking photos of people and the surrounding Washington memorials and hopes to expand his expertise through the continuing education that the NVPS club provides all of its members.

**Sandi Croan**  
**Members Gallery Chair**  
 pashli@aol.com  
 703-631-4181

## Forums

The March Forum will be presented by **Sherwin Kaplan**. Sherwin has been a member of the Northern Virginia Photographic Society since 1986 and has served in various NVPS Board positions, including President in 1990-91.

In June, 2005 NVPS awarded him the **Joe Acheson Memorial Award** for his service to the club. He has been NVPS' "Photographer of the Year" six times in the Advanced Slides competition category, won NVPS' "Slide of the Year" twice in that category and, when he competed in GWCCC competitions, won numerous awards, including First Place in Master or Advanced competitions in the Architectural, Pictorial and Nature categories.

Three of his slides were included in the submission to Nature's Best International Photo Competition which won First Place in the Camera Club category for NVPS in 2003. As a result, one of his images was published in the Smithsonian magazine and exhibited in the Smithsonian Institution. He has also judged and presented programs at numerous camera clubs and other forums in the Washington, D.C. area.

For the March Forum, Sherwin will discuss "Which

Images Work in Competition and Which Don't" and Why." Sherwin will review the characteristics that make a successful competition image, with examples of images that work as well as some that don't work, with explanations of WHY they are, or are not, successful.

**Mary O'Neill, Forums**

## Members' Activities

- The Georgetown Public Policy Institute purchased the use of six images made by **Bill Prosser**. The images of the Washington, D.C. area are used in their newest promotional brochure for prospective graduate students.
- **Chuck Bress** will bring to meetings a "*Stevenson's Planning Calendar*" which contains exclusively his wife **Pat Bress**' photos. The calendars will be available for \$15 which will go to the ALS Association (Lou Gehrig's Disease). The calendar is very unique and benefits a good cause.
- **Wayne Wolfersberger** served as judge for the MWCC (Manasas-Warrenton Camera Club) during their club competition on Jan.18 The theme topic was macro photography. Wayne also had a picture of a leopard gecko published in the Magazine *Reptiles* which has an international distribution. The photo appeared in the March 2007 issue. The lizard was taken on a set he had created to simulate the gecko's natural environment in the Middle East.
- **Wayne Wolfersberger** and **Erwin Siegel** will be doing the judging for the *Town of Vienna Photo Contest* on Mar. 16.
- **Steve Gawarecki** received several awards at the *32nd Annual US Geological Survey National Photographic Competition* in December. They included 2 honorable mentions each in Nature and People and 2 First Awards in Man Made Structures and Still Life, Professional category. The still life "In the Morning Light" took Best-in-Show. All ribbon winners tour USGS offices at Denver, CO, Menlo Park, CA, and Rolla, MO.

## Workshops

### Why Did I Take that Picture? Mar. 13 Workshop

Our presenter is **Peter Gregorio** who operates a photo gallery in St. Michaels, Maryland. His presentation will feature a discussion of his answer to the question - "Why did I take that picture?"

Pete will answer this question using his own photographs as illustration. He goes on to say that this is a question more asked of oneself than of others. Very often, the answer leads the artist along a path that will in turn lead to the image that they give back.

Pete will explore the influence of the different constraints of film and digital photography on his shot selection process. He will also offer insight as a gallery owner/operator on his own photography and the selection of other artist's work for display in the gallery. Pete summed up his background in photography with the following.

"I have been doing photography as a professional and dedicated amateur since receiving my first camera as a gift from my parents in 1964. During the first thirty five of these years I concentrated on black and white photography, venturing into color only when a paying assignment required that I do so. Black and white was totally under my control from exposure, developing and enlargement through mounting and framing. Color was something else. Who do you know who owns a color darkroom? Not me. Color processing was always "pay and pray."

"Then came digital image rendering technology and Adobe Photoshop. At once it was possible to nurse images back to what they felt like when I made the exposure. Although black and white photography will always be closest to my heart, I now find myself doing backstrokes in a sea of color!

If you have questions about the workshop, please contact **Bill Prosser** at: ([prosserwm@aol.com](mailto:prosserwm@aol.com)) **703.821.2670** or contact: **Minnie Gallman** ([piggallman@verizon.net](mailto:piggallman@verizon.net)) or **703.356.0856**.

### Nature & Flower Photography Classes

*offered by Wayne Wolfersberger*

Wayne will again (ninth year) be teaching several photography courses that are offered through the Fairfax Adult and Community Education Program.

Course # AE02402 is Outdoor Photography: The Natural World will begin in March and includes 4 classroom sessions on Thursdays and two Saturday field trips.

The last class will be in May. This class is designed for those familiar with their digital or film based SLR. Course # AE02418 is: Flower and Garden Photography. It will have 3 classroom sessions which include shooting sessions and also a Saturday field trip.

Both of the above courses are based out of Chantilly High School during weekdays at 7 P.M. Saturday field trips are in the morning hours.

For details and to register go to the website [www.fcps.edu/aceclasses](http://www.fcps.edu/aceclasses) or call: **703-658-1221**. These and 3 additional courses will be also offered in the Fall.

## Photographers of NORTHERN VIRGINIA

Photographers of Northern Virginia

Guests for the following weeks in March will be:

**Mar 05 - Nancy Sherwood**

**Mar 12 - Helen Goodrum**

**Mar 19 - Phillip Moore**

**Mar 26 - Ursy Potter**

Each program is shown three times during the week - Tuesday at 7 a.m. and Wednesday at 12:30 p.m. and 7:30 p.m. This will be the last month during which new programs are shown. If the studio management wishes, the 86 programs that were recorded digitally could be repeated. If you would like to see them repeated, please make your wishes known by calling **571-749-1100 ext. 3** or e-mailing the Director of Programming, **Jamie Plesko**, at [jplesko@fcac.org](mailto:jplesko@fcac.org)

# Competition Results

**Feb. 2007 Judge: Tony Sweet**

**Novice Monochrome:**

1st	John Quigley	Ghost Flight
2nd	Jan Ponder	The Shadow

**Advanced Monochrome:**

1st	Pat Bress	Curves & Semicircles
2nd	Chuck Bress	Stone Abstract
3rd	Chuck Bress	Multiple Exposed Abstract

**Novice Color Prints:**

1st	Bob Friedman	Out of this World
2nd	Laura Howell	Oil Slick #7
3rd	Matthew Schmidt	Inverted Bark
HM	Ursy Potter	Path
HM	Ursy Potter	Eruption

**Advanced Color Prints:**

1st	Anne Owen	Aloe Vera
2nd	John Dexter	Triangulation
3rd	Mary O'Neill	Looking Across
HM	Mary O'Neill	Shattered
HM	Scott Musson	Outside My Window
HM	Sandi Croan	Pansy Prelude
HM	Evelyn Kuniyoshi	Duo
HM	Anne Owen	Mushroom Coral
HM	Tom Brett	Asia From Space
HM	Bill Prosser	Museum Steps

**Enhanced Prints:**

1st	Kip Platto	Calla Lily Rearrangement
2nd	Seiji Kuniyoshi	Corona

Novice Slides: No entries, no competition



**Advanced Slides:**

1st	Pat Bress	Sunset
2nd	Wayne Wolfersberger	Sulfur Hills
3rd	Anne Owen	Anemone
HM	Amie Tannenbaum	Fire and Water
HM	Mary O'Neill	Leaves
HM	Anne Owen	Xenia Soft Coral

**Novice Digitally Projected Images:**

1st	Susan Breen	Gothic Abstract
2nd	Matthew Schmidt	Heart of the Earth
3rd	Roger Novack	Daylight
HM	Beau Harbin	Crane Wing in Bronze
HM	Emi Wallace	Black Light Diamonds

**Advanced Digitally Projected Images:**

1st	Ed Ruggiero	Egg Galaxy
2nd	Minnie Gallman	Lights Abstract
3rd	Phillip Moore	Oblique Squares
HM	Judy McGuire	Wool Carder
HM	Scott Musson	Spirals

## Digital Projection Competition

Now that we have our first official digital projection competition under our belts, I'd like to congratulate all of the winners, and thank everyone for all of the positive feedback about the presentation. I apologize for forgetting to show the names and titles of the winning images for the Advanced competition.

I would like to take this opportunity to make a couple of recommendations for those that wish to compete, based on my experiences from the upload, competition and judging.

By far the most common uploading problem that we had was with portrait images. Portrait images cannot be taller than 768 pixels and will take up far less of the screen than a landscape image when they are projected. If a standard 1024 x 768 landscape image is rotated to be a portrait image, its dimensions would need to be reduced to 576 x 768. As you can see, that is approximately half the size of it's original landscape format.

You should not feel constrained to meet the maximum image dimensions. If you have an image that is 700 x 700, don't feel obligated to provide a border. The competition software automatically centers images and fills the surrounding area with black. If you want a border, feel free to put one on your image, just remember that the total image size, including the border, cannot exceed 1024 pixels wide or 768 pixels high. The closer you can get to the maximum dimensions though, the larger your image will be for the judge.

I'd also like to say thanks to **Phillip Moore** for developing the web form that validates these dimensions as you upload, saving me a lot of heartache on Monday mornings. Phillip has done additional work to make the error messages more explicit, separating the horizontal and vertical dimensions so that you will know which one is over the limit. Feel free to e-mail me at [mgs@loreleistudios.com](mailto:mgs@loreleistudios.com) or call me at **703.975.6342** if you are having any issues with resizing or uploading images for the competition, or even if you have general digital image editing questions.

**Matthew G. Schmidt**  
[www.loreleistudios.com](http://www.loreleistudios.com)  
**703.975.6342**

**Note:**  
**The Editor suggests you xerox and save this article for future competition use.**

## For Sale Items

- **For Sale** - Studio Dynamic dark blue backdrop for shooting portraits. It's 7x7 foot, excellent condition, and has the two stands and pole to hold it. \$350 takes all. Also: Nikon Teleconverter 2X TC200 for older non autofocus Nikon lenses, \$150. Contact: **Erwin Siegel at 703-960-6726.**
- **For Sale** - All in excellent like-new condition. For sale at 50% of original price. I can bring any of the pieces to you for your inspection.
  1. Body & Lens - Nikon D70 w/18-70mm lens, original box/instruction book-Original price \$1,300.
  2. Lens - Nikon 35-135mm Macro f3.5-4.5 w/ original box-Original price \$261.
  3. Body - Nikon N90s w/ grid screen, original box/instruction book-Original price \$1,051.
  4. Flash - Nikon SB26 AF Flash w/ original box/instruction book-Original price \$418.
  5. Flash - Nikon SB16 Flash-Original price \$209.
  6. Book - Nikon N90s Magic Lantern Book-Original price \$20. (free with purchase of N90s)
  7. Book - Nikon SB26 Magic Lantern Book-Original price \$20. (free with purchase of SB26)
  8. Lens Hood - Nikon Lens Hood HB-7 w/ original box-Original price \$35.
  9. Lens - Olympus Wide Angle 0.6x w/77mm sky filter-Original price \$50. E-mail to: **Gary Oddi Goddi@verizon.net**
- **FREE** - **Louise Ranson** has a Bessler copy stand with a grid base and extra bright 250 watt bulbs. It is a table top model and reaches 35" from base to top. It is the kind that has 2 "arms" on either side so you can adjust the direction of the light. She's moving to a much smaller place and has no room for it. It's free to anyone willing to pick it up. She lives west of Fredericksburg, Va. Anyone interested can contact her at: **RJWagons@aol.com**



## Prez Sez

The NVPS Board of Directors held its mid-year meeting on Jan. 30. There are some significant items that came up at the meeting that I'd like to share.

As you know, **Erwin Siegel** has said that he cannot continue to do FotoFax after June of this year. Erwin has produced a fabulous newsletter for the past 9 years and has won one PSA award in the process. His hard work and excellent newsletter has made finding a successor difficult.

One of the decisions made by the board to help find a willing replacement is to streamline the Editor's job. It was decided that NVPS would have a less ambitious newsletter—one which provided information about upcoming events but few extras. The Board intends that brief summaries of events should be in the newsletter itself with links to additional information on the web page.

In addition, the responsibility for sending announcements out to the membership list will be given to a different volunteer. If anyone is willing to take on either of these roles for next year, please let me know.

**Camille Lamoureux** announced that she will be resigning as Exhibition Coordinator because of an impending move to San Antonio. She did a great job organizing the Hendry House exhibit and had a number of irons in the fire for future exhibits. We wish Camille good luck in her new "digs." If someone is willing to take on Exhibitions Coordinator for the remainder of this year and continue into next year, please let me know.

The ending time for competition night was discussed. The Board may recommend a rules change to the membership pending analysis of the straw poll taken at the Competition meeting on Feb. 20.

The Board is considering whether to hold the End-of-Year banquet at a hotel again. It was felt that it would be unfair to have a small cadre of volunteers working while the rest of us enjoyed the Banquet. It was also felt that the Hotel presented a more attractive environment for the affair. We are obtaining price information. In all likelihood, there will be a moderate cost increase from last year's banquet which was substantially subsidized from the club treasury.

Finally, the time has arrived to develop a slate for next years officers. Please let me know if you're interested in a position and agree to serve if asked. NVPS depends on its volunteers.

**Sam Schaen, Pres. NVPS**

# COLOURS

*different ideas*



*How dumb can someone be? (sent in by a few members)*



## Photo Tips

- In charging a Quantum Turbo Battery, remember to charge not less than 12 hours and no more than 70 hours. If you charge the battery right after each use, you'll get optimum performance. Quantum batteries can be charged in-between jobs to "top off" but must be given a 12 hour charge when the last flash job is finished. Never discharge the battery completely to exhaustion.
- Need a viewer for you color slides? Check out the Peak 8x Loupe which sells for about \$45. The Peak 8x loupe is a high performance magnifier, and is designed to cover the entire 24mm x 36mm picture area of a single frame of film. It is also ideal for checking negatives when you have to match negatives with prints, scratches on negatives, etc. There's an easy-to-use focusing ring on the top to make adjustments for differences in vision. It's a great little item to have and use.
- Always remove the batteries when the camera or flashgun is going to be stored for more than three months. Batteries, even if not oxidized, tend to give off a gaseous vapor that can travel throughout the parts of the camera or flash unit. Over a period of time, deposits from the vapor can build up on crucial areas and cause problems.
- Don't be heavy-handed with your equipment. Remove and replace lenses carefully, do not jam them in place; and always use lens caps in your camera case to avoid scratches and damage to the lenses.
- When shooting a slide film in the shade, consider using a warming filter such as an 81A or 81B.
- To see if your camera's TTL metering system is compatible with a linear polarizer, take a meter reading off a dull, evenly lighted, continuous-toned surface. If the reading changes when you rotate the filter in its mount, then your camera requires a circular polarizer for correct exposure.
- If your cable release needle goes too far into your camera, you can take regular pliers and clip off a tiny piece of the end and shorten it for a better fit into the camera.
- One way to tell if your camera is not operating correctly is to listen to it. Sometimes you'll hear things you never hear under normal operation, or it just doesn't wind properly, or some gear starts slipping when winding it to a new frame. You can almost hear, feel, or sense something is quite wrong.

Editor

## NOVACC - The Alliance

### Loudoun Photography Club

Contact: Lisa Duncan at (703) 725-2931 or LoudounPhotoClub@cox.net.

Website: [www.loudounphoto.org](http://www.loudounphoto.org)

Meetings are held on the 2nd & 4th Thursdays at 7:00 pm at the Eastern Loudoun (Cascades) Regional Library or as indicated.

Program: Photo Web Sites and Studios with Danny Chu  
Official Competition: Theme - People and Pets.

### Manassas Warrenton Camera Club

Contact: Gene Wells (703) 330-5835 or ewellsjr@verizon.net

Website: [www.mwcc-photo.org](http://www.mwcc-photo.org)

Meetings: Held on the 1st and 3rd Thur. at 7:30 pm, Manassas City Hall, Old Town Manassas, or as indicated.

Program: Printing Images with Elliot Stern  
Competition: Architecture Night, judge TBD  
Field Trip: Macro Photography

### McLean Photography Club

Contact: Bruce Copping at (703) 725-9331 or bcopping@gmail.com

Website: [www.mcleanphoto.org](http://www.mcleanphoto.org)

Meetings: Held on the 2nd Wed. at 7:30 pm (meet & greet at 7:15 pm), at the McLean Community Center

### Reston Photographic Society

Contact: Ellis Rosenberg at 703-855-4008 or erosenberg@cox.net

Website: [www.leagueofrestonartists.org](http://www.leagueofrestonartists.org)

Meetings: Held the 3rd Tuesday of the month 7:30-10:30 pm at the Reston Community Center - Hunters Woods

### Vienna Photographic Society

Contact: John Connell at (703) 352-8790 or john@johnsfineart.com or Warren Standley at (703) 979-3838 or VPSEditor@verizon.net.

Website: <http://www.vps-va.org>

Meetings: Held on the 1st and 3rd Wed. at 7:30 pm in the main lecture hall of the Thoreau Middle School, 2505 Cedar Lane, Vienna, VA.

Program: Wed, 3/7 at 7:30 pm. "Cuba: An Island Stopped in Time" presented by Karen Keating, fine art photographer and educator.

Competition: Wed, 3/21 at 7:30 pm. with Frank VanRiper  
Field Trip: Saturday, 3/24, "The covered Bridges of Frederick County" departing by car from the Vienna Metro Station at 8:15 a.m. For additional information, contact Mary Jane Fish at [maryjane.fish@verizonbusiness.com](mailto:maryjane.fish@verizonbusiness.com)

## Eliminate Red-Eye Forever!

If you'd like to eliminate red-eye from all your flash photos, consider buying a Strobiframe Bracket for your camera. These brackets come in all different shapes and sizes, and are made to fit with any kind of 35mm or medium format camera. Your major camera shops will have a variety of them to pick from.

If you study the accompanying photo, you'll notice that this Strobiframe Bracket holds a large handle-mount Sunpak #611 flashgun with the Bronica 645 ETRSi camera underneath.



Be aware that the space between the lens and the flash-head is about one full foot. This eliminates the problem of red-eye from your flash photographs. When the lens and the flashtube are close together, as in all point & shoot cameras, you'll have the red-eye problem. What eliminates the red-eye is getting that flashtube at least a few inches above the lens of the camera.

By having the flash a foot above the lens, you'll also have no harsh shadows around the edge of a person. The shadows fall behind the subject with this set-up. Therefore, the bracket actually helps solve two problems, red-eye and ugly shadows around the subject. The bracket pictured above is primarily for medium format cameras, but could be used for 35mm. There is a smaller bracket made specifically for 35mm cameras.

If you shoot a lot of flash photography of people, then this is one bracket that is a "must-have" in your tool-kit. It will give your photos a more professional look and eliminate the two worst problems in flash photography.

Editor

## Arlington's Green Spaces: Photographing Our Wildlife Habitats



The Arlington Community Wildlife Habitat Team has announced a new initiative encouraging Arlingtonians to document and interpret certified wildlife habitats found within the County through photography. For complete contest details and entry form, call 703-228-6427 or visit [arlingtonenvironment.org](http://arlingtonenvironment.org), click on "Photo Project"

## Danny Conant Exhibit Mar. 6 - Apr. 2

Multiple Exposures Gallery, #312 Torpedo Factory Art Center, 105 N. Union St. Alexandria, VA 22314, 703-683-220 for any info.

**e-mail: [multipleexposuresgallery@verizon.net](mailto:multipleexposuresgallery@verizon.net)**

"Locomotion:View From My Train Window" images on metal by **Danny Conant** and "Forms Follow Flora" flower photographs integrated into wooden sculpture by **Roberto Kamide**. Mar. 6-Apr. 2, 2007. Reception Sunday Mar. 11, 2-4 p.m. Artist Talk, Thursday Mar. 8, 7 p.m. "Printing on Metal" - Gallery open daily 11-5 except Mar. 8 open 2-9 p.m. If any questions you can contact **Danny Conant** at **301-652-9102** or **[danny@dannyconant.com](mailto:danny@dannyconant.com)** - Conant will be giving a talk on printing on metal, Mar. 8 at 7p.m. The images in the show are printed on aluminum.




**Martin Milner and Kent McCord of the 1970s tv show "Adam 12" shot by this Editor in Washington, D.C. in 1976.**

# the Nostalgia Movie Star Portraits



*Actor Robert Mitchum*



*Actor Marlon Brando*



*Actress Lana Turner*

# Portrait Shooting Corrective Techniques

(Xerox this page for a reference card)

The successful portrait photographer realizes that his principal aim is to obtain characteristic likenesses of his subjects. At the same time, however, he must temper reality with flattery. The photographer does this by combining posing, suitable lighting, and appropriate choice of camera angle. Although each situation in portraiture is different from all the others, the following suggestions for corrective treatment are generally accepted.

Difficulty	Suggested Treatment	Difficulty	Suggested Treatment
Prominent forehead	Tilt chin upward Lower camera position	Bags under eyes	Use soft flat frontlighting Tilt face up slightly
Long nose	Tilt chin upward Face directly toward lens Lower main light Lower camera position	Facial defects	Keep on shadow side Use touch-up makeup sticks Use makeup powders to blend in Do artwork on prints later
Narrow chin	Tilt chin upward	Prominent ears	Hide far ear behind head Keep near ear in shadow Consider profile view of head
Baldness	Lower camera position Use no hair light Blend top of head with background	Glasses/glare	Tilt glasses downward slightly Adjust fill-light laterally Have subject raise or lower chin slightly Use small light source Remove glass glare with print retouching
Angular nose	Minimize effect by turning face toward lens	Deep-set eyes	Lower main light Use fill lights Use lower lighting ratio
Broad face	Raise camera position Use short lighting Turn face to three-quarter position	Protruding eyes	Have subject look downward
Narrow face	Lower main light Use broad lighting	Heavy set figure	Use short lighting Use low key lighting Use dark clothing Vignette shoulders and body Blend body with background tones Use clothing with vertical lines
Wrinkled face	Use diffused lighting Use diffuser filter on lens Lower main light Use three-quarter pose	Large ears	Shoot three-quarter view
Double chin	Raise main light Tilt chin upward Use higher camera position Lean into camera stretching neck		
Round face	Take a three-quarter view		
Thin face	Shoot straight on to the camera Use flat lighting.		

## Nominations Open For NVPS Service Award

Nominations are now open from the members to offer their suggestions for someone deserving of our NVPS Joe Atchison Service Award. Nominations should be sent by e-mail or in writing to the President during the month of March. A three-person committee of past Presidents is formed, decisions made, with the award given at the Annual Banquet in June.

This award is for someone you think has advanced the principles of NVPS, and contributed with their work efforts over the years. This award was given in past years to members **Dave Carter, Erwin Siegel, Greg Gregory, Ed Funk, Joe Miller, Andy Klein, and Sherwin Kaplan.**

## Pro Reports

### *Copyright, Your Basic Rights*

The act of copyrighting your own images is automatic. You take a picture, you automatically own the copyright. You don't even have to file a copyright notice with the Copyright Office in Washington, D.C. unless there's an infringement of your rights.

If there is an infringement of your photographic rights, you should immediately file the copyright paperwork for that photograph.

If you want more information, go to the Copyright website at: [www.lcweb.loc.gov/copyright](http://www.lcweb.loc.gov/copyright) and you can download forms and information. Also, there is a copyright FAQ (frequently asked questions) site, which offers the answers to many questions about copyright. That internet site is [www.aimnet.com/~carroll/copyright/faq-home.html](http://www.aimnet.com/~carroll/copyright/faq-home.html)

Note: "those are lower-case L's in the websites, not ones."

## Note on New TV Sets

The Federal Government has told the broadcast industry that it must turn OFF its analog over-the-air signals by Feb. 17, 2009. Analog set owners who get their signals from cable or satellite hookups will not be affected. But those who receive their signals via antenna will need to buy a digital-to-analog converter to watch programs. A new HDTV solves the problem.

## The Art of Seeing in Photography

The essence of photography is the process of selection and elimination. A painter adds elements to his canvas to create the painting, but the photographer may start with all the elements in the scene and then removes things that are not needed. To photograph a scene is to choose from seemingly limitless possibilities. What's most important is to artfully arrange the elements of one's selection within the borders of the frame. This is where composition comes in. The medium's descriptive power then permits viewers of the photograph to see familiar sights in a different way; this is the art of photography.

This is why an experienced photographer can look at a subject and come up with a new way to see it by a different angle than the novice photographer. The novice may only see the obvious approach and shoot it that way. The pro may look at the scene and say, "I think we can look at this from different angles."



This approach now means you may have more good photos. It never hurts to study the subject for a few minutes and stop to think about what it is that you really want to show in your photograph.

**Off the Internet**

## Note for those receiving hard-copy mailing of Newsletter:

For those 5 or 6 people receiving the newsletter by xeroxed mailings and who also have a computer with an e-mail address—we urge you to make sure you have Adobe Acrobat Reader (which is FREE) installed and know how to use it to open the .pdf newsletter.

The newsletter in the printed version may not be available next season. This decision may have to be made by the Board and the new Editor. The total hard-copy mailings are now down to 8 people. The inconvenient problem is finding the time to run to the printer on two trips for these few printings. A new Editor may consider running these off on his printer (if he has to).

## Note on the NVPS Database, Please READ:

As **Editor** we have also been taking care of the membership database. We used the database to generate e-mail names and also the Membership Directory.

**Bob Friedman** will now be taking over the duties of the Database. Therefore, when you now have changes to make in the database of your home address, phone numbers for home, work, and fax, you'll NOW be sending that info to **Bob Friedman** by e-mail or by phone. Bob will also generate the Membership Directory in December of each year, or you may ask him for one as needed.

His e-mail address is: **bob-f@cox.net** and his home phone is: **703-978-7937**. As **Editor** we will still be sending out the newsletter from the updated info you provide to him.

## Note on Print and Slide Titles:

*Many members will label a print or slide with a very long title and in printing it WILL NOT fit within the text column even in a small 9 pt. type. The Editor then has to shorten the title. If you would put shorter titles on the entries we would not have to shorten them.*

## Note for those of you using hotmail.com yahoo.com gmail.com juno.com

*As I received too much spam and junk mail from the above ISPs I've had to block mail from these accounts. If any member is using these domains and needs to e-mail this Editor let me give you a procedure. First phone me and leave a message and I'll have you use another e-mail address. It is [ErwinEAS@aol.com](mailto:ErwinEAS@aol.com) - What I have to do is add your address to the OK mailing list before you can get thru to this one. A simple phone call will make it happen.*

## THE MENTORS Program

The following NVPS members have volunteered to serve as mentors to help us all become more proficient in particular areas of photography. If you are having a problem in a particular area or just want advice (e.g., What film should I use? What's a good lens for this type of photography?) give them a call. They'll be happy to help.

Digital Darkroom - **Bill Prosser** 703-821-2670  
 Digital Darkroom - **Mary Ann Setton** 571-431-7688  
 B&W Printing - **Tom Hady** 703-569-9395  
 Color Prints from Slides - **Frank Mertes** 703-620-9382  
 Infrared Photography - **Carla Steckley** 703-476-6016  
 Polaroid Transfers - **Zanne Tillman** 703-461-0369  
 Color Slides - **Sherwin Kaplan** 703-941-1145

If there are any other people who would like to add their names and a specialty item, contact the **Editor**. This gives new members a chance to get answers to their questions.



**For Help**

## Digital Competition Note

Please check the NVPS website for all info on the Digital Entries on Competition night. The images for competition have to be delivered through the NVPS website located at: <http://nvps.org/> clicking on the Competitions link on the left of the page, and then clicking on the Digital Projection Competition Information and Upload link. There are detailed instructions on how to upload files on the website. You can receive assistance from **Phillip Moore** at [pdm@pobox.com](mailto:pdm@pobox.com) or **Matthew Schmidt** at [mgs@loreleistudios.com](mailto:mgs@loreleistudios.com)

## Note on E-mails:

*For those who get a snail-mailing of the newsletter for the additional \$15 fee: if we don't have an e-mail address on you, then you're NOT getting last minute notices, and cancellations of events. Since the online newsletter comes off the master list of names, you'd also receive it but could delete it if you don't wish to have it. The hard-copy would STILL come in the mail. We'd like to encourage you to switch to the online version, save the \$15 and receive it sooner than the mailed ones. The online version has many graphics and photos in color. Xeroxing of them entails one trip to the printer that would be nice to eliminate.*

*NVPS Chairpersons who send material to the Editor should also send it to our NOVACC contact: Corey Hilz and to the Website Mgr Philip Moore at the SAME TIME. Chairpersons are: VP Programs, VP Competitions (judges name), Workshops person, Field Trips person, Forums person, and Members' Gallery. Corey's e-mail address is: corey@coreyhilz.com - Philip Moore's e-mail address is: pdm@pobox.com - Please do not "BCC" (blind carbon-copy anyone). Only use the "send to" at each addressee so we'll know it was sent.*

*Editor*

## Slide Film Photography Support Group by Joe Miller

If you've become troubled by the dwindling number of slide entries at your camera club, upset by the demise of unmanipulated images in your photographic life or saddened by the disappearing discipline necessary to create and capture images in-camera, then worry no more! Your concerns and complaints have been heard, and help is on the way! Find relief, encouragement and shared interests in a newly formed all-slide (no prints) support group.

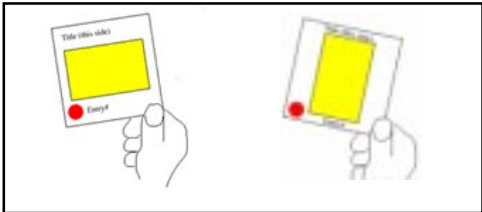
Meetings are on the **First Monday** of every month from 8:00 to 9:30 p.m. at the **Joseph Miller Center** for the Photographic Arts. For further information/questions, please contact **Joe Miller** at: [furnfoto@aol.com](mailto:furnfoto@aol.com) or phone (703) 754-7598.

**NOTE on Downloading Fotofax:**

When having problems downloading the pdf of the newsletter for Windows users:

Go to : Tools, Options, Security, where you might see a "Do Not Open - May Contain Virus" which was checked. Uncheck it and now everything should work fine.


**How To Mark Your Slides For Competitions With Dot In Lower Left Corner As Viewed**



Pick up a set of binoculars and use them to better see the print competition. From the back of the room, you'll be "right up front" on competition night.

**Editor**



**Please!**   
**During all NVPS meetings please TURN OFF all cell phones or put them on vibrate/no ringer. This is very rude and annoying for phones to be ringing during a presentation.**

**Hard Copy Mailing Increase**

*At the January 2005 Board meeting the Board voted an increase on the hard-copy mailing of Fotofax from to \$15 to cover increased xeroxing and postage. It currently costs \$ 1.60 to xerox and mail each newsletter to 12 people. This increase is effective on new dues. We'd would like to encourage anyone who receives the newsletter in hard-copy to consider receiving it by e-mail. If you have a computer it is NOT difficult to receive it in PDF file format. All you need is the Adobe Acrobat Reader to open it, and that is FREE, and comes with many new computers or you may download it from the site of [www.adobe.com](http://www.adobe.com)*

**Erwin A. Siegel - Fotofax Editor**  
**5840 Cameron Run Terrace #903**  
**Alexandria, Virginia 22303**  
**703-960-6726**

**NVPS website: [www.nvps.org](http://www.nvps.org)**

## First Class Mail



### Snow Policy For Meetings

In case of snowy and icy conditions, NVPS follows the closing schedule for Fairfax County Public Schools as announced on TV and radio stations. If in doubt, call a Board Member.

### Exposure Compensation Chart for Multiple Exposures

EXPOSURES DESIRED	INCREASE ISO SPEED	ISO 25	ISO 50	ISO 64	ISO 100
1	Normal	ISO 25	ISO 50	ISO 64	ISO 100
2	+ 1 f-stop	ISO 50	ISO 100	ISO 125	ISO 200
4	+ 2 f-stops	ISO 100	ISO 200	ISO 250	ISO 400
8	+ 3 f-stops	ISO 200	ISO 400	ISO 500	ISO 800
16	+ 4 f-stops	ISO 400	ISO 800	ISO 1000	ISO 1600
32	+ 5 f-stops	ISO 800	ISO 1600	ISO 2000	ISO 3200
64	+ 6 f-stops	ISO 1600	ISO 3200	ISO 4000	ISO 6400
128	+ 7 f-stops	ISO 3200	ISO 6400	ISO 8000	ISO 12,800